



Independent Living Services

ANNUAL REPORT

Department of Children and Families

Office of Child Welfare

January 31, 2019

Chad Poppell
Secretary

Ron DeSantis
Governor

Table of Contents

Purpose	3
Introduction	3
Independent Living Services	3
Outcome Measures and Oversight Activities.....	7
1. System-Driven Data.....	7
2. Self-Report Surveys.....	10
3. Contract Oversight	11
4. Financial Accountability	12
Rule Promulgation	13
Other Activities	14
Conclusion.....	15

Attachments:

Appendix A.....Number of Youth Turning 18 in Out-of-Home Care by State Fiscal Year and Community Based-Care Lead Agency (CBC)

Appendix B.....Number of 16 and 17 year olds Discharged to Adoption or Guardianship by State Fiscal Year and CBC

Appendix C..... Number of Youth in the Legal Custody of the Department Discharged to Age of Majority by State Fiscal Year and CBC

Appendix D Number of Young Adults Receiving Independent Living Services by Program Type, State Fiscal Year, and CBC

Appendix E..... Number of Young Adults Receiving Independent Living Services by Educational Status, State Fiscal Year, and CBC

Appendix F.....Employment Status of Young Adults Receiving Independent Living Services by State Fiscal Year and CBC

Appendices G and H..... Independent Living Services Expenditures by Program Type, State Fiscal Year, and CBC

Purpose

Sections 39.6251 and 409.1451, Florida Statutes, require the Department of Children and Families (department) to administer an array of independent living services to eligible young adults ranging in ages 18-22 (not yet 23), including supports in making the transition to self-sufficiency. Independent living services are designed to assist young adults in the following outcomes: increasing financial self-sufficiency, improving educational attainment, increasing connections to caring adults, reducing homelessness, reducing high-risk behavior, and improving access to health insurance. Through the delivery of services, young adults should be empowered to seek a quality of life appropriate for their skills and abilities and to assume personal responsibility for becoming self-sufficient adults.

This report provides information required in section 409.1451(6), Florida Statutes, as follows:

1. An analysis of performance on the outcome measures developed under this section reported for each Community-Based Care Lead Agency (CBC).
2. A description of the department's oversight of the program including, by lead agency, any programmatic or fiscal deficiencies found, corrective actions required, and current status of compliance.
3. Any rules adopted or proposed under this section since the last report.

Introduction

For the past decade, the department has submitted this legislatively mandated report primarily focusing on data and oversight activities providing indicators as to Florida's performance on delivering quality independent living services. The 2018 Independent Living Services annual report highlights the data available and activities that occurred during State Fiscal Year (SFY) 2017-18, providing a general description as to the outcomes and administration of the programs designed for former foster youth. In addition, this report announces some critical activities and legislative changes that impacted service delivery for transitioning youth and young adults.

Independent Living Services

The brief descriptions of independent living services available to former foster youth are not intended to detail all eligibility criteria for each program. Rather, the intent of each summary is to provide a greater understanding of each program's nuances for reaching self-sufficiency.

Extended Foster Care (EFC)

Florida's vision of "continuing care" for young adults became law effective January 1, 2014. EFC provides eligible young adults the option of remaining in foster care until the age of 21 or until the age of 22 if they have a disability. EFC is a voluntary program that requires the young adult to agree to participate in school, work, or a work training program in accordance with federal and state guidelines. Exceptions and accommodations are made for young adults with a documented disability.

Services include standard case management visits, case planning, transition planning, monitoring of life skills development, and judicial oversight as required. The program is funded using state funds that pay for room and board and may pay for other allowable expenses such as child care for young adults who are parenting, clothing for work or school, computer and other school supplies, and other essential services needed to support the young adult's transition.

Postsecondary Education Services and Support (PESS)

Eligible young adults 18-22 (not yet 23) years of age in PESS receive \$1,256 per month and other supports necessary to become self-sufficient. After the initial application process, eligibility requires that these students are enrolled in nine credit hours or the vocational equivalent; and if meeting academic progress according to the Florida Bright Futures educational institution, the students may continue to receive the assistance. Some exceptions to credit hours and progress may apply for those students with a diagnosed disability or other recognized challenging circumstance. Of the three independent living services categories, PESS is the only program that affords youth the opportunity to participate after being adopted or placed with a court-approved dependency guardian at the age of 16 or older. The law requires those who would like to participate to have spent at least six months in licensed care within the 12 months immediately preceding such placement or adoption. Federal Education and Training Voucher (ETV), Chafee Foster Care Independence Program (CFCIP) funds, and state funds cover room and board and other expenses necessary to pay the cost of attending a postsecondary institution.

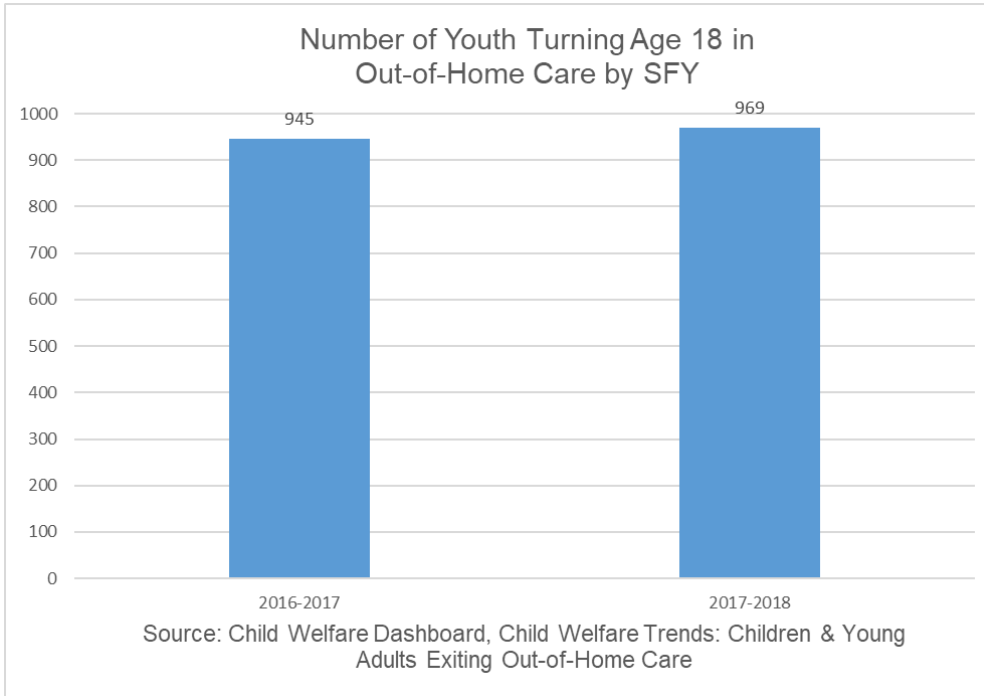
Aftercare Services

To be eligible for Aftercare Services, a young adult must have reached the age of 18 while in the legal custody of the department, but not yet have turned 23 years of age. Aftercare Services are intended to be temporary in nature or used as a bridge into or between EFC and PESS. Services may include mentoring, tutoring, mental health treatment, substance abuse treatment, counseling, and financial assistance. Both federal and state funds are available to pay for allowable expenses.

Road to Independence (RTI)

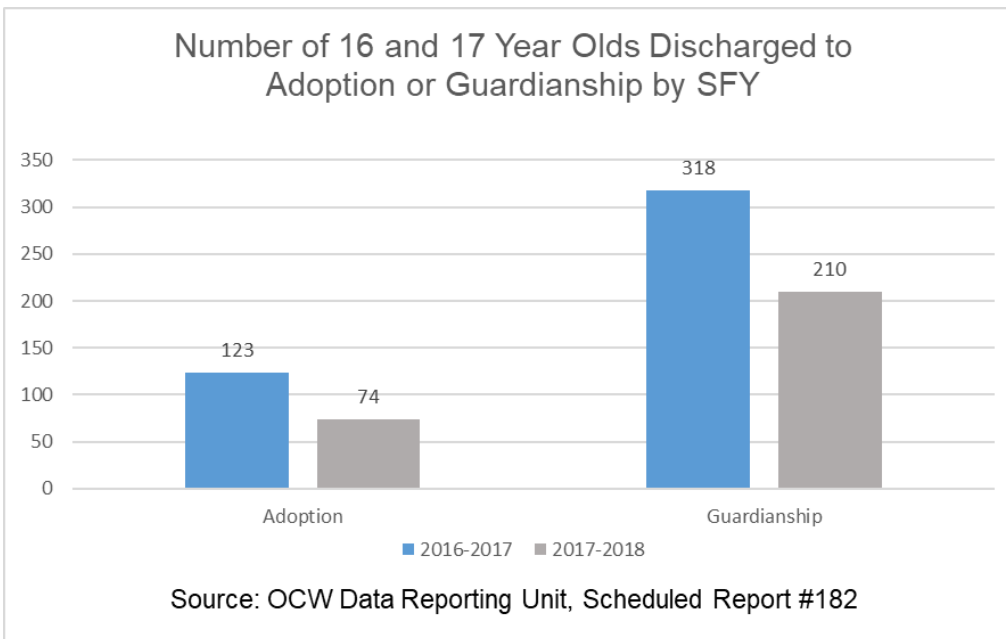
Although this program has not been available to new applicants since legislative changes in 2014, there were approximately 12 young adults in the program at the end of the SFY 2017-18. These young adults will have reached the maximum age for eligibility and aged out during the 2018 calendar year.

Youth Exiting Out-of-Home Care at age 18



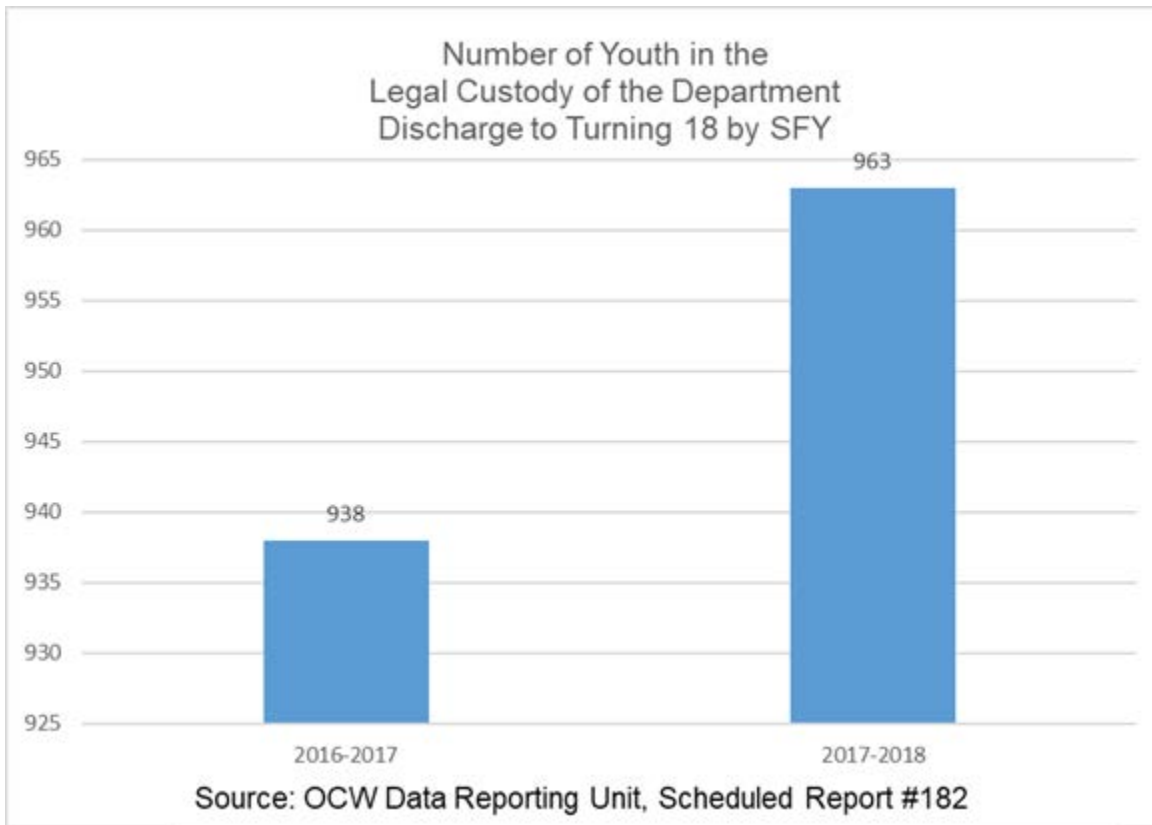
The chart to the left depicts the number of youth turning 18 years of age while in out-of-home care in SFY 2016-17 and 2017-18 without taking into account the placement type or the youth's legal custody status at the time of discharge. As shown, the number of youth exiting out-of-home care has increased by 24. (See Appendix A for CBC level data.)

Youth Potentially Eligible for Independent Living Service



The chart to the left depicts the number of youth that became potentially eligible for PESS based on their discharge from care at age 16 or 17 to Adoption or Guardianship and having lived in licensed care for at least six months within the 12 months preceding their placement or adoption over the last two SFYs. The report totals for this category reflect a method of calculation that represents only

youth assigned to a CBC. Since SFY 2016-17 there has been a decrease in potentially eligible 16- and 17-year-old youth adopted or discharged to permanent guardianship. This decrease is attributable to the overall decrease in 16- and 17-year-olds in out-of-home care this year compared to last year. (See Appendix B for CBC level data.)



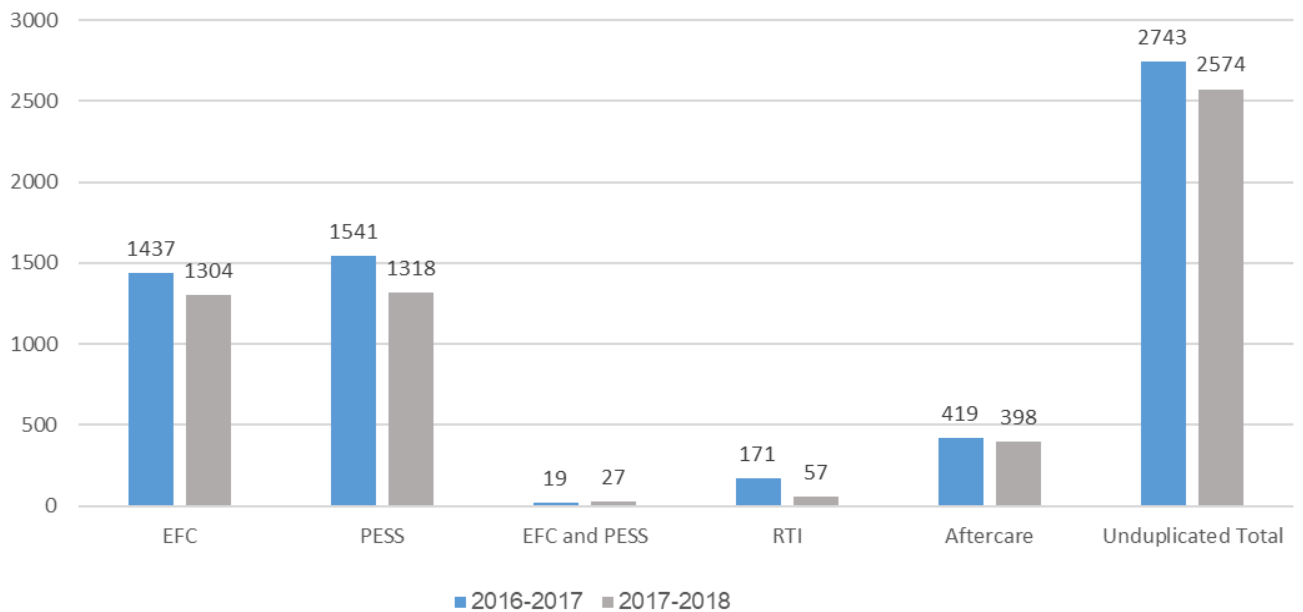
The number of youth in the chart to the left represents those that aged out of care while in the legal custody of the department. The report totals for this category are calculated only counting youth assigned to a CBC. All youth in the count would be eligible for Aftercare

Services and initially eligible for EFC. However, since each program is unique in its eligibility criteria, youth aging out may not remain eligible for EFC if the youth does not choose to engage in a qualifying activity and agree to a supervised living arrangement. In some circumstances, youth may meet the eligibility requirement for Aftercare Services and EFC but not PESS. For example, PESS not only requires enrollment in a postsecondary institution but also requires youth to have spent six months in licensed care in addition to aging out while in the legal custody of the department. (See Appendix C for CBC level data.)

Young Adults Receiving Independent Living Services

The chart on the next page illustrates the number of young adults who received an independent living service by program and in total during the SFY reporting periods. To be counted in this report, a young adult must have received an independent living service payment generated through the Florida Safe Families Network (FSFN), the statewide automated child welfare information system. Some young adults may have been served in more than one program and/or received more than one service payment within a program during the year; therefore, a count reflecting an unduplicated total is also shown to better gauge the total number of young adults served. There is an overall decrease in young adults served across programs. (See Appendix D for CBC level data)

Number of Young Adults Receiving Independent Living Services by Program Type and SFY



Source: OCW Data Reporting Unit, Report #1173

Outcome Measures and Oversight Activities

The CBC contracts include expectations to administer all services in accordance with federal guidelines, Florida Statutes, and Florida Administrative Code. Florida has highly structured statutory requirements for EFC, PESS, RTI, and Aftercare Services around establishing client eligibility, standards of progress, payment disbursement, payment amounts, due process, and appeals. Requirements in Chapters 65C-41 and 65C-42, Florida Administrative Code, further detail the framework for how the array of independent living services is administered including: application and discharge procedures, transition planning, and documentation requirements. The performance or outcome measures on program activity are evaluated through four main areas: system-driven data, self-report surveys, contract oversight unit monitoring, and fiscal oversight.

1. System-Driven Data

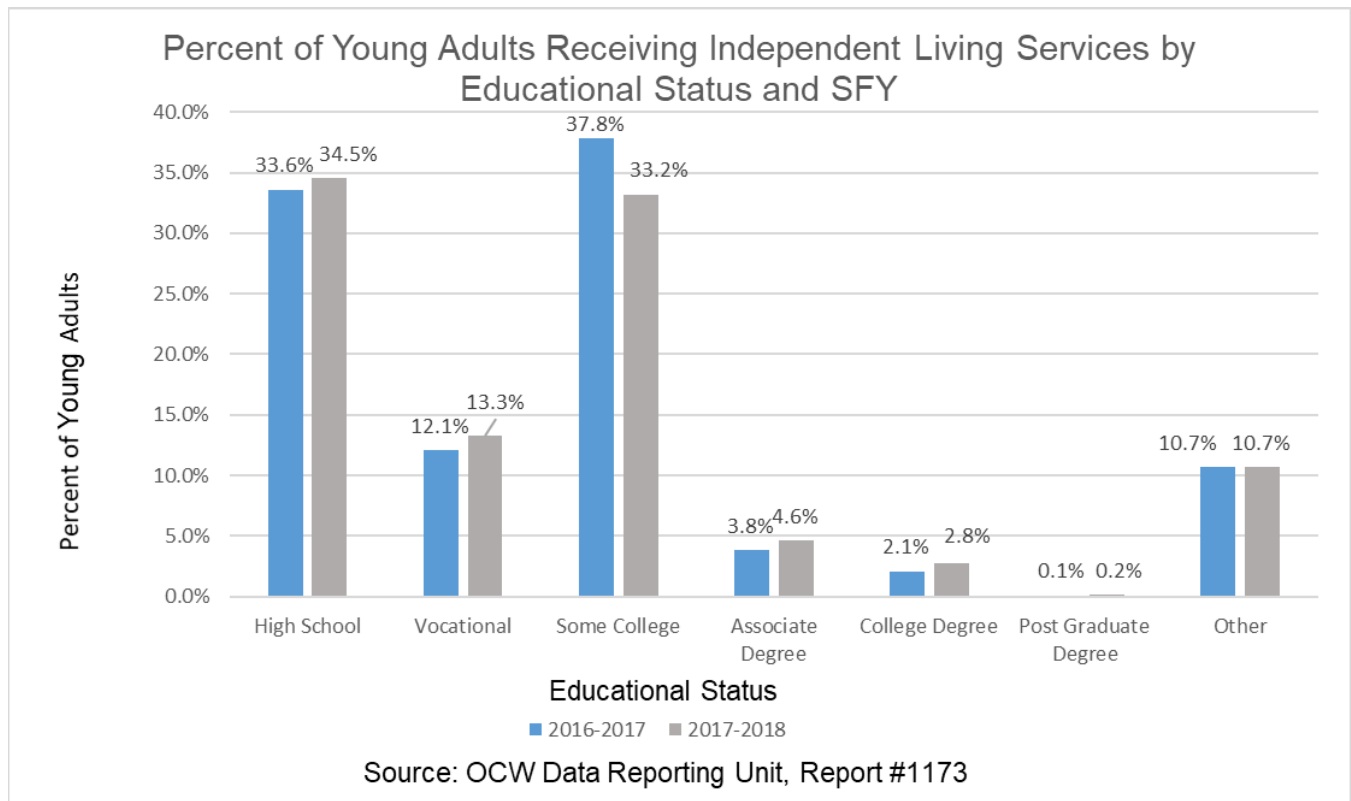
Gathering information around Florida's young adults participating in services is critical in determining program effectiveness and measuring outcomes. To maintain data accuracy, the department and CBCs monitor relevant independent living services data elements by accessing reports in FSFN. The Office of Child Welfare Data Reporting Unit (OCWDRU) develops reports to assist in monitoring focus areas such as: education, employment, and housing. Data integrity checks are completed by the CBC staff responsible for managing independent living services. In September 2016 a revision of the National Youth in Transition Database (NYTD) FSFN Desk Reference was published emphasizing the essential data elements for reporting outcome data that

may be used to evaluate the effectiveness of services. A copy of the desk reference can be found on the Center for Child Welfare’s website under FSFN; FSFN Reports, Information, and Resources page in Guidance Documents at: <http://centerforchildwelfare.fmhi.usf.edu/FSFN.shtml>.

Education

Improving educational (academic or vocational) attainment is one of the six outcome areas tracked by the federal Administration for Children & Families (ACF) through NYTD. The department complies with federal regulations related to education assistance to former foster youth and transmits the relevant data to NYTD from FSFN. Although educational attainment is a general goal for all young adults receiving independent living services, PESS is the only program that requires enrollment and academic progress as a condition for continued eligibility. EFC allows young adults to choose a qualifying activity other than obtaining an education. Only two of the five qualifying activities for EFC require young adults to be enrolled in school. Aftercare services do not require school enrollment nor any qualifying activity.

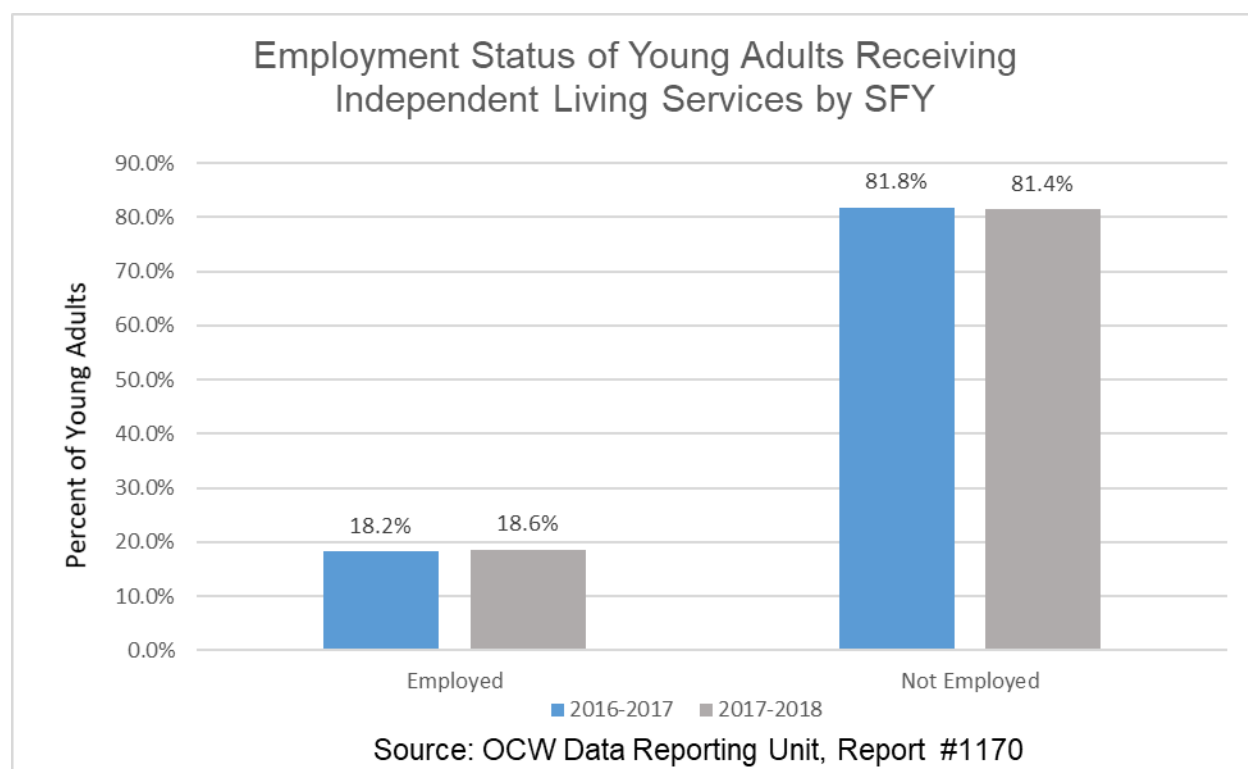
The chart below illustrates the percentage of young adults who received funding for an independent living service and their highest recorded educational achievement during the reporting period. The Other Category represents those young adults whose education entries reflected None, Non-Graded, Not Applicable, Special Education, Secondary, or Unknown.



Financial Self-Sufficiency

Increasing financial self-sufficiency is another outcome area tracked by ACF through NYTD. Financial self-sufficiency can be achieved by taking steps to create a stable income, building a savings account, and staying out of debt. Chapter 2018-102, Laws of Florida, mandated that older youth in care complete a financial literacy course utilizing curriculum developed by the Florida Department of Financial Services (DFS). The DFS curriculum is geared toward young adults as the program also provides skills in other areas impacting a person's finances such as credit cards, reports and scores, fraud and scams, insurance and benefits, and life events.

Employment is another step toward increasing financial self-sufficiency and is a qualifying activity option for eligibility in EFC. The department supports employment for all transitioning youth and young adults and encourages employment and career opportunities as appropriate based on the skills and abilities of each young person. The department acknowledges that there are multiple pathways to success. Allowing young adults to choose work, school, or a combination of both potentially allows for a more natural transition to adulthood the same as their non-former foster youth peers. The chart below portrays a slight increase in the percentage of young adults who received an independent living service and had a recorded period of employment entered in FSFN during SFY 2016-17 and 2017-18. (See Appendix F for CBC level data.)

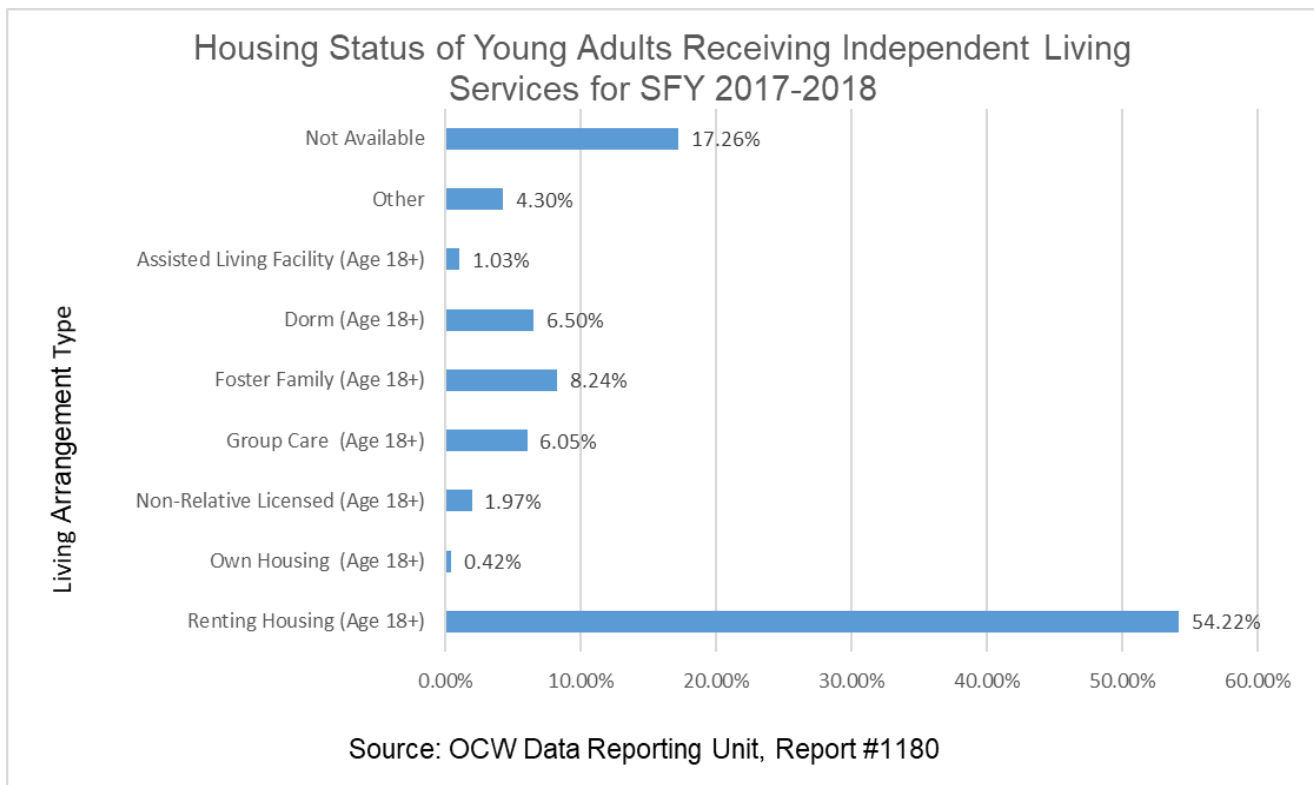


Housing

Reducing homelessness of former foster youth is another outcome area tracked by ACF through NYTD. The department and the CBCs strive to ensure that every young adult served has an appropriate living arrangement and the necessary supports needed for the young adult to become successful; however, EFC is the only service category that requires an assessment

and approval of the young adult’s living environment for program eligibility. Assessment of each young adult’s life skill abilities and conditions of the home environment helps CBCs determine what level of supervision is needed to ensure the living arrangement is safe and meets the young adult’s wellbeing.

The chart below illustrates the percentage of young adults who received funding for an independent living service and their Living Arrangement Type. The “Other” category represents those young adults whose Living Arrangement entries reflected County Detention Facility (Age 18+), Friend (Age 18+), Homeless (Age 18+), Living with Married Couple – Relative, Living with Single Female - Non-Relative, State Correctional Facility (age 18+). The “Not Available” category represents those young adults who did not have a living arrangement entered in FSFN. As portrayed, more than half of the young adults served are reported as “Renting Housing.”



Note: percentages may not add up to 100% due to rounding.

2. Self-Report Surveys

Florida NYTD Surveys

Self-report questionnaires provided to young adults who turned 18 in licensed foster care are another way to evaluate program effectiveness. Survey response data may be used to further assess areas for gaps or trends. Opportunities for improvement are either addressed through technical assistance or statewide training.

During SFY 2017-18, the Florida NYTD survey was administered from March 1 – May 31, 2018. There were 933 young adults, 48 percent, who completed the survey. The results revealed that

approximately 26 percent reported having at least one instance of homelessness in the last year, and 18 percent reported having given birth or fathered a child in the last two years. More information on the reported survey results, along with the prior years' reports, are available on the department's website at the following link: <http://www.myflfamilies.com/service-programs/independent-living/reports>.

Federal NYTD Surveys

Since 2011, ACF has required states to survey a cohort of transitioning young people at ages 17, 19, and 21 for a longitudinal study. In contrast to the Florida NYTD, the ACF utilizes a cohort for research that not only includes youth placed in licensed foster care but also those placed with relative and non-relative caregivers. Therefore, a percentage of the cohort may or may not be eligible for Florida's independent living programs. Data briefs summarizing the national results of the NYTD survey can be found at: <https://www.acf.hhs.gov/cb/resource/data-briefs>.

3. Contract Oversight

On-site contract monitoring is conducted by a team led by two representatives from the department's Contract Oversight Unit (COU) and supported by two other representatives from the department to include region and headquarters staff, and two representatives from peer CBCs. The CBC COU monitoring process requires an in-depth assessment of the system of care in seven critical areas of operation. The seven critical areas of operation are:

- Leadership and Governance
- Workforce Management
- Quality Management and Performance Improvement
- Placement Resources and Processes
- Practice
- Partner Relationships
- Community Relationships

Each critical area has subcategories that build the framework for the system analysis process used to evaluate whether a CBC is meeting the terms of the contract and meeting safety, permanency, and well-being goals for the children and young adults they serve. Relevant independent living elements are also incorporated into the conversation to elicit information as to the effectiveness of the services and program administration. These elements include, but are not limited to:

- Housing
- Mentoring and lifelong connections
- Education
- Employment
- Financial management
- Behavioral health
- Transition

A key piece of the system evaluation is the information gathered surrounding a CBC's internal performance improvement strategy, which evaluates how they use performance and quality

data internally to develop improvement strategies. This includes how they evaluate the quality and effectiveness of their family support services programs; their safety management programs; and their safety, permanency, and well-being outcomes. After an on-site monitoring, the information provided in the monitoring report drives the development of corrective action plans to address areas where the CBC needs improvement.

In SFY 2017-18, the CBC monitoring team conducted on-site monitoring at nine CBCs:

- Families First Network
- Family Integrity Program
- Community Partnership for Children
- Partnership for Strong Families
- Eckerd Community Alternatives – Pasco and Pinellas
- Eckerd Community Alternatives – Hillsborough
- ChildNet – Palm Beach
- ChildNet – Broward
- Kid Central

During these on-site reviews, interviews were conducted with staff providing services to youth and young adults in transition. None of the CBCs that received an on-site monitoring had any corrective action related to this population.

4. Financial Accountability

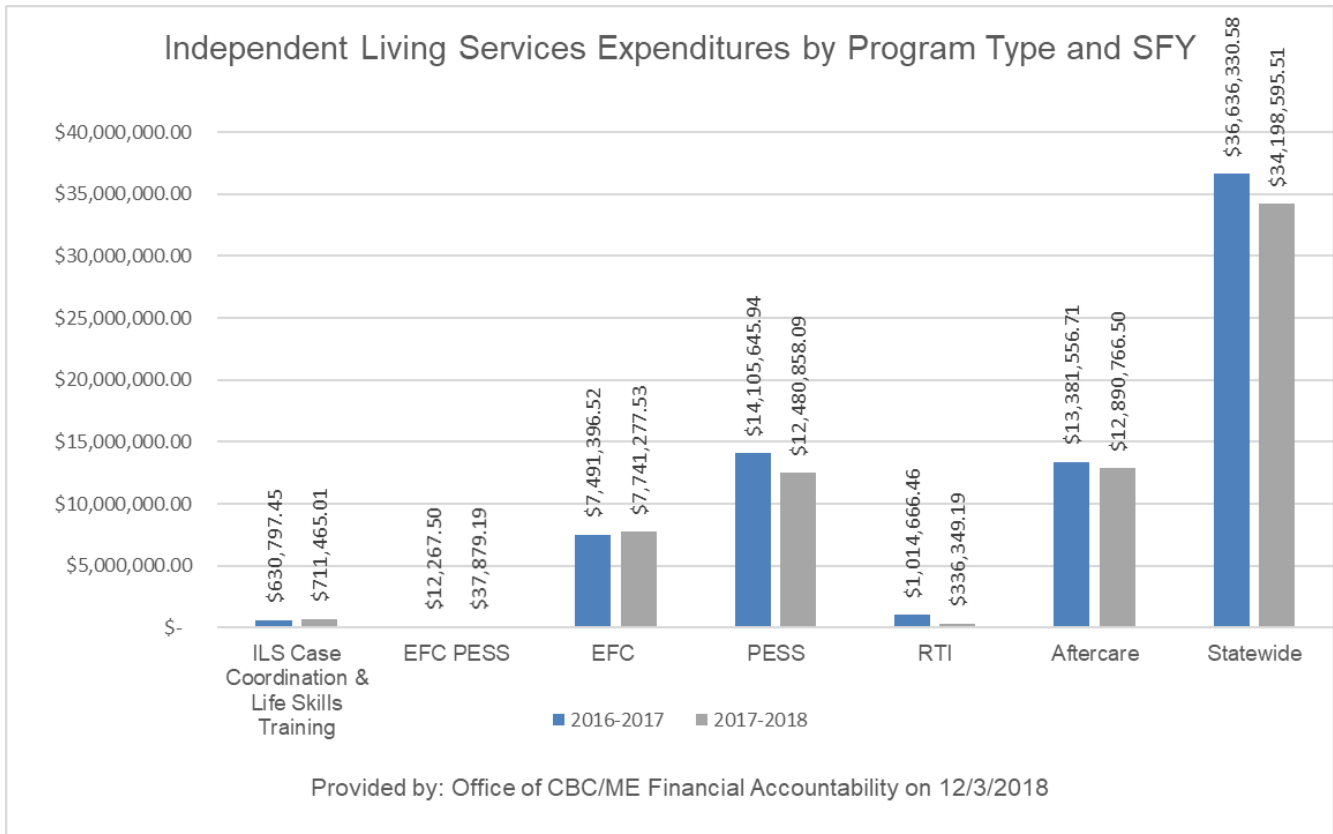
During SFY 2017-18, the department's Office of CBC/ME Financial Accountability provided technical assistance and oversight to DCF contract managers and CBC financial staff throughout the state to ensure payments were recorded accurately in FSFN. Independent living services payments were reviewed monthly for the following:

- Payment amounts adhere to the amounts prescribed in Florida Statutes and Florida Administrative Code;
- Young adult's eligibility within each program is appropriately documented in FSFN; and
- Federal and state funds are paid only to eligible young adults based on age qualifications for the program in which the young adults have been approved.

In addition to the technical assistance provided and monthly payment reviews, quarterly reviews were performed. Payment records were selected for each CBC where the CBC provides all supporting documentation used to populate eligibility information in FSFN and the amount of financial assistance determined by the CBC to ensure the correct application of eligibility and financial requirements were completed; thereby, ensuring the payments made were allowable.

At the beginning of the SFY, each CBC was evaluated for its agency's financial accountability of the funds provided by the department including actual expenditures recorded for the prior SFY, any carry forward funds available, and the agency's submitted Cost Allocation Plan. The Cost Allocation Plan identifies how the funds for each program will be spent during the year by the CBC and is reviewed and approved by the department. As needed, any identified fiscal issues are discussed with the CBC.

The legislature appropriates approximately \$29 million each SFY for independent living services. The total appropriation includes the cost of the case management associated with the delivery of services to young adults and the supplemental room and board payment to foster care parents for providing independent life skills and normalcy supports to youth ages 13 through 17. The chart below displays the actual amount spent in each program by SFY. As indicated by the statewide bars, total expenditures exceeded the \$29 million annually appropriated by approximately \$7.6 million in SFY 2016-17 and approximately \$5 million in SFY 2017-18. (See Appendices G and H for CBC level data and total expenditures)



Rule Promulgation

Provisions impacting the delivery of independent living services are included in multiple chapters of Florida Administrative Code. The following rule was adopted during SFY 2017-18.

Chapter 65C-42.002, Florida Administrative Code, Road to Independence Program, the department updated form CF-FSP 5382, PESS and ETV Initial, Renewal and Reinstatement Application, and added clarifying language regarding documentation requirements in the body of the rule. The rule was effective May 28, 2018.

Other Activities

Independent Living Services Advisory Council (Council)

Since their creation in 2002, the Council has had the responsibility for providing the department recommendations concerning the implementation and operation of independent living services as required in section 409.1451(7), Florida Statutes. During SFY 2017-18, the Council convened six times to review relevant policy, listen to presentations from independent living service providers, and hear from former foster youth about their experiences. The department appointed several new members, provided administrative support, and reviewed recommendations for legislative and programmatic changes. The Council's 2018 annual report to the legislature, which includes the department's response, is located on the department's Independent Living Services internet site, <http://www.myflfamilies.com/service-programs/independent-living>.

Appeals

A young adult applying for or receiving independent living services has the right to receive notice of adverse action and to resolve issues of eligibility through the fair hearing process pursuant to sections 39.6251(9) and 409.1451(4), Florida Statutes. The Office of Appeal Hearings reported that there were no appeals granted in SFY 2017-18 and provided the following data for the last three SFYs:

Number of Independent Living Appeals (EFC, PESS, and Aftercare Services)

SFY 2015-16: 130
SFY 2016-17: 190
SFY 2017-18: 130

Number of EFC (Only) Appeals

SFY 2015-16: 8
SFY 2016-17: 11
SFY 2017-18: 7

Positive Pathways

The "Nancy C. Detert Common Sense and Compassion Independent Living Act" became effective in 2014. The Act directed the department to work in collaboration with the Board of Governors, the Florida College System, and the Department of Education. The department – through its partnership with the Florida Reach network and contracted service provider, Educate Tomorrow – is making progress establishing and promoting dedicated campus coaches at postsecondary educational institutions across Florida through the Positive Pathways Program (Positive Pathways). In SFY 2017-18 Positive Pathways recruited and maintained a network of members that share the vision of creating a more comprehensive academic support structure to assist former foster youth eligible for Florida's tuition and fee exemption. Network members include, but are not limited to, foster care alumnus, child welfare and educational professionals, and other advocates. In May 2018 over 100 network members had the opportunity to take part in the Positive Pathways 2018 Conference at the University of Central Florida and Hyatt

Regency in Orlando. Over the past year members have also participated in monthly conference calls and webinar trainings that addressed topics related to serving the needs of former foster youth in an effort to improve postsecondary outcomes. In addition, the network receives newsletters and technical assistance designed to communicate relevant updates and activities. For more information on Positive Pathways and the collective impact the network is making, visit the following link: www.positivepathwaysflorida.org.

Path Forward

Since the passage of the Fostering Connections to Success and Increasing Adoptions Act of 2008, states have been provided an unprecedented opportunity to receive additional federal funding to provide care and support to young adults who are in foster care or who exited foster care to guardianship or adoption. Florida has made strides to fully capitalize on the federal financial assistance available to support this population; however, in 2014 during the redesign of independent living services and the creation of EFC, the department did not elect to amend the Title IV-E State Plan allowing Florida to claim the additional Title IV-E funding for youth continuing in foster care upon turning 18 years of age. As previously noted in this report, EFC has been funded through general revenue or state funds.

During SFY 2017-18 the department initiated some key legislative changes necessary to access Title IV-E federal funds to implement the EFC program. Those critical changes pursuant to Chapter 2018-102, Laws of Florida, included, but were not limited to, the Extension of Maintenance Adoption Subsidy (EMAS) to eligible young adults ages 18-21, authorizing a Guardianship Assistance Program (GAP), and revising EFC programmatic language to align with the Title IV-E requirements. In addition, the department sought to standardize the procedures for transitioning youth into EFC, managing program eligibility, readmitting young adults back into foster care, and facilitating relevant data entry. As part of the many enhancements, the department has worked with the contracted vendor, IBM, to make necessary updates to design new screens and functionality in FSFN.

Conclusion

The department and CBCs continue to administer and implement Florida's EFC, PESS, and Aftercare Services, supporting eligible young adults in their transition to adulthood. Analysis of each CBC's performance is a continuous process, requiring in-depth knowledge of Florida's system of care. Although no programmatic or fiscal deficiencies were identified during this period of oversight, data quality pertaining to independent living services remains an opportunity for improvement. Accurate and timely data is critical for the analysis of key outcomes such as education, financial self-sufficiency, housing, and the reduction of high-risk behaviors. Through increased collaboration, training, and clearly communicated expectations, the department plans to improve data quality and better assess CBC and program effectiveness in the years to come.

Appendix A

Number of Youth Turning Age 18 in Out-of-Home Care by SFY and CBC		
CBC	SFY	
	2016-17	2017-18
Big Bend CBC	33	35
Brevard Family Partnership	29	27
ChildNet-Broward	111	107
ChildNet-Palm Beach	62	63
Childrens Network of SW Florida	70	44
Communities Connected for Kids	40	24
Community Based Care of Central Fla	65	82
Community Partnership for Children	30	31
Eckerd Community Alternatives	81	79
Eckerd Community Hillsborough	71	88
Families First Network	54	40
Family Integrity Program	4	4
Family Support Services of North Fla	32	27
Heartland for Children	25	42
Kids Central	54	56
Kids First of Florida	7	8
Our Kids	135	153
Partnership for Strong Families	19	24
Sarasota Y/Safe Children Coalition	23	35
Statewide	945	969
Source: Child Welfare Dashboard, Child Welfare Trends: Children & Young Adults Exiting Out-of-Home Care		

Appendix B

Number of 16 and 17 Year Olds Discharged to Adoption or Guardianship by SFY and CBC				
CBC	Adoption		Guardianship	
	2016-17	2017-18	2016-17	2017-18
Big Bend CBC	14	4	4	3
Brevard Family Partnership	2	6	8	8
Community Based Care of Central Fla	5	4	29	14
ChildNet Inc	7	2	24	11
ChildNet Palm Beach	11	4	15	7
Children's Network of SW Florida	4	1	16	20
Community Partnership for Children	12	4	13	7
Communities Connected for Kids	4	4	8	10
Eckerd Community Alternatives	14	5	36	33
Eckerd Community Hillsborough	15	9	24	8
Families First Network	3	7	6	7
Family Integrity Program	0	4	8	4
Family Support Services	3	6	5	4
Heartland for Children	7	1	23	17
Kids Central	7	7	25	15
Kids First of Florida	1	1	5	0
Our Kids	8	1	27	20
Partnership for Strong Families	5	4	20	11
Sarasota Y/Safe Children Coalition	1	0	22	11
Statewide	123	74	318	210
Source: OCW Data Reporting Unit, Scheduled Report #182				

Appendix C

Number of Youth in the Legal Custody of the Department Discharged to Turning 18 by SFY and CBC		
CBC	SFY	
	2016-17	2017-18
Big Bend CBC	33	35
Brevard Family Partnership	30	27
Community Based Care of Central Fla	64	83
ChildNet Inc	109	106
ChildNet Palm Beach	61	61
Children's Network of SW Florida	68	44
Community Partnership for Children	32	31
Communities Connected for Kids	41	24
Eckerd Community Alternatives	76	79
Eckerd Community Hillsborough	72	85
Families First Network	55	41
Family Integrity Program	4	4
Family Support Services of North Fla	32	27
Heartland for Children	25	43
Kids Central	52	57
Kids First of Florida	8	8
Our Kids	135	150
Partnership for Strong Families	19	24
Sarasota Y/Safe Children Coalition	22	34
Statewide	938	963
Source: OCW Data Reporting Unit Regularly Scheduled Report #182		

Appendix D

Number of Young Adults Receiving Independent Living Services by Program Type, SFY, and CBC												
CBC	2016-17						2017-18					
	EFC Total	PESS Total	EFC-PESS Total	RTI Total	Aftercare Total	Unduplicated Total	EFC Total	PESS Total	EFC-PESS Total	RTI Total	Aftercare Total	Unduplicated Total
Big Bend CBC	57	68	0	5	16	117	47	56	0	1	12	97
Brevard Family Partnership	52	39	0	6	17	79	52	38	1	0	15	81
ChildNet-Broward	211	176	1	23	28	343	195	173	3	8	37	336
ChildNet-Palm Beach	174	128	0	13	31	260	130	114	0	5	30	234
Childrens Network of SW Florida	70	84	0	12	1	137	52	67	1	5	5	118
Communities Connected for Kids	43	43	4	2	12	76	35	43	5	0	16	76
Community Based Care of Central Fla	90	129	0	9	50	207	85	89	0	3	39	178
Community Partnership for Children	32	64	0	11	17	104	30	61	1	3	13	91
Eckerd Community Alternatives	81	107	5	9	58	172	77	77	6	3	41	167
Eckerd Community Hillsborough	93	134	0	6	77	215	84	114	0	3	84	223
Families First Network	97	66	4	10	15	153	88	44	0	2	15	129
Family Integrity Program	8	8	0	4	1	15	9	7	2	2	2	17
Family Support Services of North Fla	52	81	1	3	37	129	53	53	0	2	34	117
Heartland for Children	72	60	0	8	23	109	55	40	1	1	17	89
Kids Central	37	55	3	3	5	89	40	45	7	0	2	80
Kids First of Florida	9	19	0	3	6	31	9	15	0	3	1	25
Our Kids of Miami-Dade/Monroe	222	222	1	36	10	411	229	236	0	15	14	429
Partnership for Strong Families	11	27	0	8	7	42	10	21	0	1	10	34
Sarasota Y/Safe Children Coalition	26	31	0	0	8	54	24	25	0	0	11	54
Statewide	1437	1541	19	171	419	2743	1304	1318	27	57	398	2575

Source: OCW Data Reporting Unit, Report #1130

Appendix E

Number of Young Adults Receiving Independent Living Services by Educational Status, SFY, and CBC																
CBC	2016-17								2017-18							
	High School	Vocational	Some College	Associate Degree	College Degree	Post Graduate Degree	Other	Total	High School	Vocational	Some College	Associate Degree	College Degree	Post Graduate Degree	Other	Total
Big Bend CBC	24	23	48	2	4	0	10	111	17	23	40	4	3	0	6	93
Brevard Family Partnership	33	3	35	2	0	0	4	77	37	0	31	5	0	0	4	78
ChildNet-Broward	105	47	125	7	7	0	34	325	114	45	125	5	4	2	32	328
ChildNet-Palm Beach	117	21	96	2	2	0	10	248	94	17	96	4	2	1	3	218
Childrens Network of SW Florida	59	6	50	2	2	0	14	133	60	8	31	5	3	0	8	116
Communities Connected for Kids	22	2	37	4	1	0	4	70	21	4	38	2	1	0	5	71
Community Based Care of Centra	50	43	44	5	0	0	67	209	43	34	18	1	6	0	72	176
Community Partnership for Childr	42	9	11	33	3	0	3	101	42	4	9	21	3	0	5	86
Eckerd Community Alternatives	61	17	85	0	0	0	9	172	60	22	72	0	1	0	6	161
Eckerd Community Hillsborough	85	13	116	1	0	0	12	227	82	39	95	1	0	0	10	229
Families First Network	59	11	64	2	0	0	8	144	48	7	56	1	1	0	7	122
Family Integrity Program	4	2	4	0	1	0	3	14	5	2	3	0	2	0	4	16
Family Support Services of North	37	14	55	4	3	0	17	130	37	13	42	2	2	1	19	117
Heartland for Children	55	3	31	0	3	0	14	106	49	3	25	0	2	0	5	85
Kids Central, Inc.	18	15	33	4	4	0	9	83	24	12	28	2	3	0	9	79
Kids First of Florida, Inc.	3	2	18	2	0	0	3	28	5	4	13	0	0	0	3	25
Our Kids of Miami-Dade/Monroe,	84	84	138	16	25	2	54	403	87	91	99	52	35	0	58	425
Partnership for Strong Families	12	3	11	11	0	1	4	42	9	4	8	6	0	1	4	32
Sarasota Y/Safe Children Coalitio	28	3	10	4	2	0	6	53	32	3	6	4	1	0	7	53
Statewide	898	321	1011	101	57	3	285	2676	866	335	835	115	69	5	267	2510

Source: OCW Data Reporting Unit #1173

Appendix F

Employment Status of Young Adults Receiving Independent Living Services by SFY and CBC						
CBC	2016-17			2017-18		
	Employed	Not Employed	Total	Employed	Not Employed	Total
Big Bend CBC	19	102	121	16	83	99
Brevard Family Partnership	18	61	79	24	66	90
ChildNet-Broward	27	319	346	30	318	348
ChildNet-Palm Beach	15	250	265	12	218	230
Childrens Network of SW Florida	29	118	147	22	101	123
Communities Connected for Kids	13	66	79	17	62	79
Community Based Care of Central Fla	40	188	228	39	151	190
Community Partnership for Children	13	99	112	8	84	92
Eckerd Community Alternatives	52	133	185	39	138	177
Eckerd Community Hillsborough	48	196	244	43	205	248
Families First Network	52	128	180	46	103	149
Family Integrity Program	7	10	17	8	13	21
Family Support Services of North Fla	48	109	157	43	93	136
Heartland for Children	5	104	109	5	83	88
Kids Central, Inc.	27	73	100	28	64	92
Kids First of Florida, Inc.	15	23	38	11	17	28
Our Kids of Miami-Dade/Monroe, Inc	95	356	451	109	354	463
Partnership for Strong Families	3	40	43	2	31	33
Sarasota Y/Safe Children Coalition	14	45	59	7	47	54
Statewide	540	2420	2960	509	2231	2740
Source: OCW Data Reporting Unit , Report #1170						

Appendix G

Independent Living Services (ILS)	Independent Living Expenditures by Program Type, SFY, and CBC						SFY 2016-17 ILS Subtotal
	Aftercare Total	EFC PESS Total	EFC Total	PESS Total	RTI Total	ILS Case Coordination & Life Skills Training	
Lakeview (dba Families First Network)	28,813.82	1,715.83	515,121.67	627,250.00	61,544.00	572,774.25	1,807,219.57
Big Bend CBC	19,292.84	0.00	243,596.31	632,942.97	22,248.50	608,799.01	1,526,879.63
Community Partnership for Children	10,678.02	0.00	151,919.32	769,928.00	80,907.44	439,550.29	1,452,983.07
Partnership for Strong Families	10,129.30	0.00	151,301.28	264,123.00	56,297.55	454,987.40	936,838.53
Family Support Services of North Florida	15,502.16	0.00	235,185.94	645,472.92	28,578.67	531,512.10	1,456,251.79
Kids First of Florida	2,018.00	0.00	81,265.36	177,096.00	31,602.58	101,571.97	393,553.91
St Johns County (Family Integrity Program)	4,957.33	0.00	34,294.59	53,069.34	31,400.00	73,201.11	196,922.37
Children's Network of SW Florida	1,730.00	0.00	380,404.60	777,151.88	94,015.27	491,157.10	1,744,458.85
Sarasota Family YMCA	16,181.39	0.00	186,672.51	293,782.45	0.00	229,923.11	726,559.46
Eckerd (Pasco-Pinellas)	115,535.94	(1,008.00)	292,283.68	884,669.00	51,636.00	729,263.25	2,072,379.87
Eckerd (Hillsborough)	113,618.07	0.00	376,717.42	1,107,796.00	55,416.00	878,302.67	2,531,850.16
CBC of Central Florida (Orange-Osceola)	93,047.18	0.00	579,642.03	950,695.68	42,704.00	1,182,549.92	2,848,638.81
CBC of Brevard (dba Brevard Family Partnerships)	34,383.22	0.00	318,120.84	356,704.00	3,768.00	228,367.28	941,343.34
CBC of Central Florida (Seminole)**	3,031.00	0.00	33,370.00	51,496.00	2,088.00	57,873.62	147,858.62
Kids Central	5,718.03	5,534.50	164,937.98	477,435.57	10,341.00	658,505.66	1,322,472.74
Heartland for Children	42,948.20	0.00	288,091.67	494,348.17	43,026.01	416,529.68	1,284,943.73
Communities Connected for Kids	12,917.63	5,556.17	294,607.68	433,739.70	8,059.00	376,133.24	1,131,013.42
Childnet (Palm Beach)	44,234.58	0.00	968,207.25	1,079,150.14	74,719.00	664,959.62	2,831,270.59
Childnet (Broward)	19,085.15	469.00	878,533.24	1,626,759.94	137,806.00	603,076.96	3,265,730.29
Our Kids of Miami-Dade & Monroe	36,975.59	0.00	1,317,123.15	2,402,035.18	178,509.44	4,082,518.47	8,017,161.83
	630,797.45	12,267.50	7,491,396.52	14,105,645.94	1,014,666.46	13,381,556.71	36,636,330.58

Provided by: Office of CBC/ME Financial Accountability on 12/3/2018 for SFY16/17 IL Expenditures.

**CBC of Central Florida (Seminole) combined with CBC of Central Florida (Orange-Osceola) during SFY16-17.

Appendix H

Independent Living Services (ILS)	Independent Living Expenditures by Program Type, SFY, and CBC						SFY 2017-18 ILS Subtotal
	Aftercare Total	EFC PESS Total	EFC Total	PESS Total	RTI Total	ILS Case Coordination & Life Skills Training Total	
Lakeview (dba Families First Network)	32,647.73	0.00	558,489.67	391,872.00	12,560.00	528,024.44	1,523,593.84
Big Bend CBC	21,961.60	0.00	310,559.05	491,096.00	3,860.62	718,414.62	1,545,891.89
Community Partnership for Children	12,005.97	25.00	269,597.68	558,920.00	16,236.84	447,524.65	1,304,310.14
Partnership for Strong Families	15,529.00	0.00	30,124.44	221,056.00	0.00	303,503.16	570,212.60
Family Support Services of North Florida	32,003.65	0.00	313,864.98	372,361.82	20,246.00	839,781.15	1,578,257.60
Kids First of Florida	900.00	0.00	48,281.30	144,440.00	20,096.00	101,253.70	314,971.00
St Johns County (Family Integrity Program)	6,398.50	0.00	62,845.58	56,340.32	17,870.32	51,544.97	194,999.69
Children's Network of SW Florida	3,474.80	5,986.00	411,404.15	627,970.02	51,730.86	496,017.73	1,596,583.56
Sarasota Family YMCA	32,201.57	0.00	147,329.83	231,149.00	0.00	185,722.96	596,403.36
Eckerd (Pasco-Pinellas)	64,801.61	(1,971.43)	396,780.87	630,242.56	23,678.33	852,507.36	1,966,039.30
Eckerd (Hillsborough)	188,910.87	0.00	335,740.51	1,084,408.65	31,055.03	997,525.52	2,637,640.58
CBC of Central Florida (Orange-Osceola)	60,264.43	0.00	427,944.05	850,116.30	33,912.00	1,516,917.79	2,889,154.57
CBC of Brevard (dba Brevard Family Partnerships)	14,933.19	0.00	371,146.82	352,600.00	0.00	644,113.39	1,382,793.40
CBC of Central Florida (Seminole)**							
Kids Central	4,518.87	13,925.81	172,210.76	360,975.48	0.00	530,013.62	1,081,644.54
Heartland for Children	20,781.34	0.00	333,897.02	338,008.38	16,737.00	441,796.85	1,151,220.59
Communities Connected for Kids	32,843.71	19,913.81	173,002.99	442,312.00	0.00	364,078.78	1,032,151.29
Childnet (Palm Beach)	57,252.20	0.00	822,975.35	1,070,542.49	18,445.47	692,651.59	2,661,867.10
Childnet (Broward)	39,973.31	0.00	956,227.85	1,602,168.07	23,104.83	671,307.89	3,292,781.95
Our Kids of Miami-Dade & Monroe	70,062.66	0.00	1,598,854.63	2,654,279.00	46,815.89	2,508,066.33	6,878,078.51
	711,465.01	37,879.19	7,741,277.53	12,480,858.09	336,349.19	12,890,766.50	34,198,595.51

Provided by: Office of CBC/ME Financial Accountability on 12/3/2018 for SFY17/18 IL Expenditures.

**CBC of Central Florida (Seminole) combined with CBC of Central Florida (Orange-Osceola) during SFY16-17.