



# **ADOPTION INCENTIVE**

## **ANNUAL REPORT**

Department of Children and Families

Office of Child and Family Well-Being

November 15, 2023

Shevaun L. Harris

Secretary

Ron DeSantis

Governor



## Executive Summary

Through the development of specific and measurable performance standards, the Adoption Incentive Program is intended to improve the achievement of permanency, stability, and well-being for children residing in foster care who cannot be reunited with their families. Section 409.1662(2)(a), Florida Statutes (F.S.), requires the Florida Department of Children and Families (Department) to conduct a baseline assessment of Community Based Care Lead Agencies' and sub-contracted providers' performance in eight areas related to adoption of children in foster care. This report includes the most recent five years of available data.

Additionally, s.409.1662(4), F.S. requires the Department to report to the Governor and Legislature on the negotiated targets set for number of adoptions finalized, outcomes achieved, and incentive payments made to each Community-Based Care Lead Agency (Lead Agency) during the previous Fiscal Year (FY). The implementation of the Community Based Care Adoption Incentive Program has historically assisted in increasing the rates of children adopted from care. However, it should be noted that no allocation of funding for the Adoption Incentive program, whereby a financial award is made to each Lead Agency, was made in FY 2022-2023. Should funding be allocated for FY 2024-2025, specified adoption performance measures will once again be identified and negotiated with each Lead Agency.

Key Findings in the FY 2022 -2023 report include:

- 16 of the 18 Lead Agencies had five or fewer preventable adoption disruptions for a total of 66 preventable disruptions.
- In FY 2021-2022, there was a decline in the number of dissolutions from 72 dissolutions to 58 dissolutions.
- A total of 799 responses were received from the Annual Adoption Survey. Overall, participants reported the timely completion of the adoption home study, responding timely to questions and offering transparency during the adoption process.
- A total of 33 responses were received from the Post Communication Survey. Most of the families indicated they requested assistance with adoption subsidies, mental health and behavioral health.

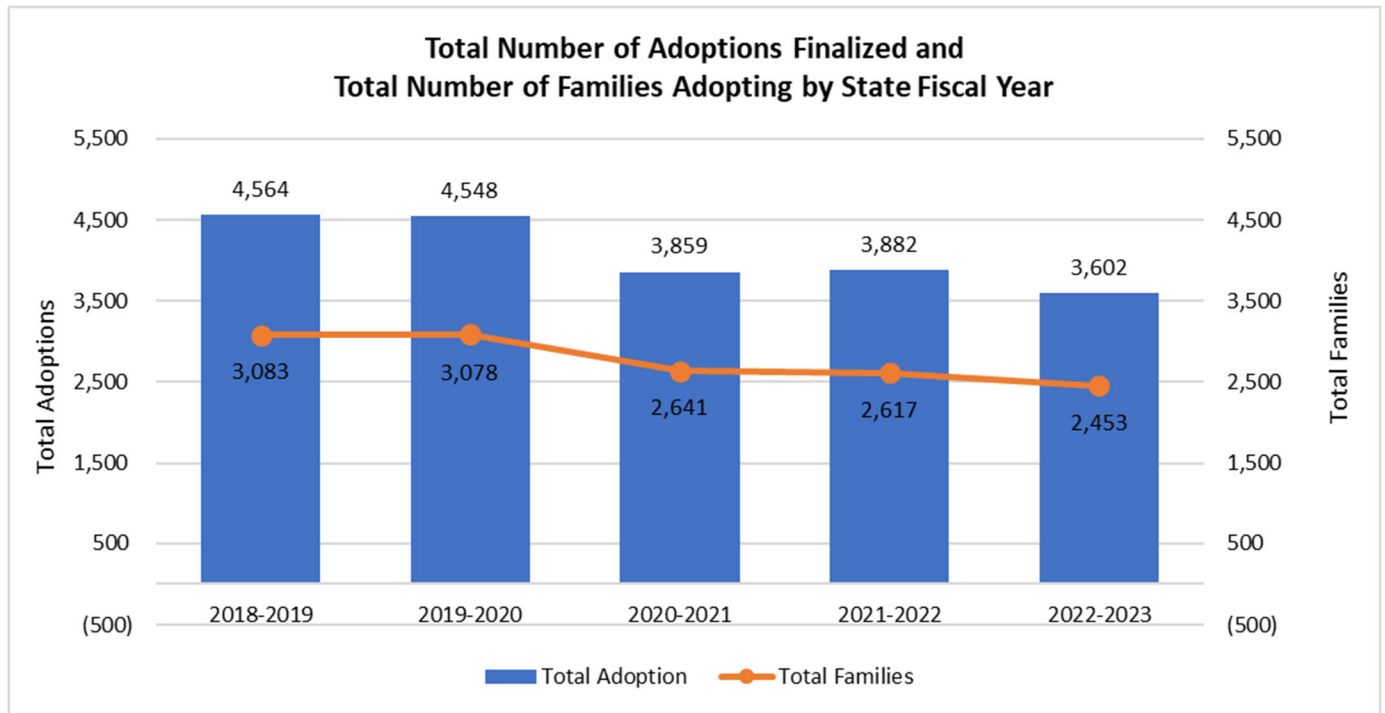
## Comprehensive Baseline Assessment

Pursuant to s.409.1662(2)(a), F.S., the Department conducted a comprehensive baseline assessment of the eight required adoption performance areas, with five years of available data analyzed for each. To compile this report, the available data was extracted from the Florida Safe Families Network (FSFN), Florida’s child welfare system of record.

### 2023 Adoption Baseline Data

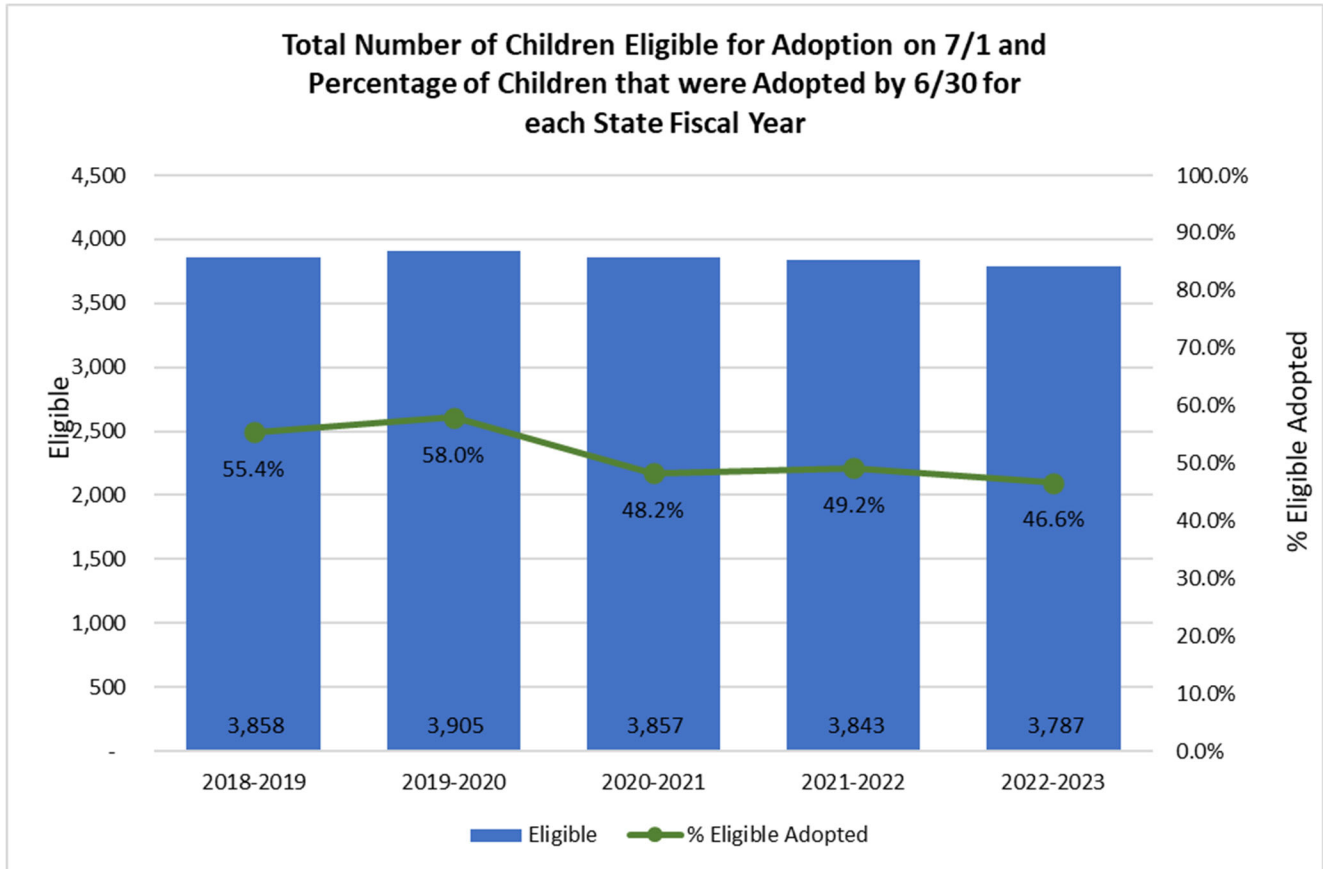
- 1. The number of families attempting to adopt children from foster care and the number of families completing the adoption process.**

The chart below depicts the total number of adoptions through the Department and the actual number of families who adopted at least one child each fiscal year during the five-year assessment period. Refer to Appendix A for CBC Lead Agency data.



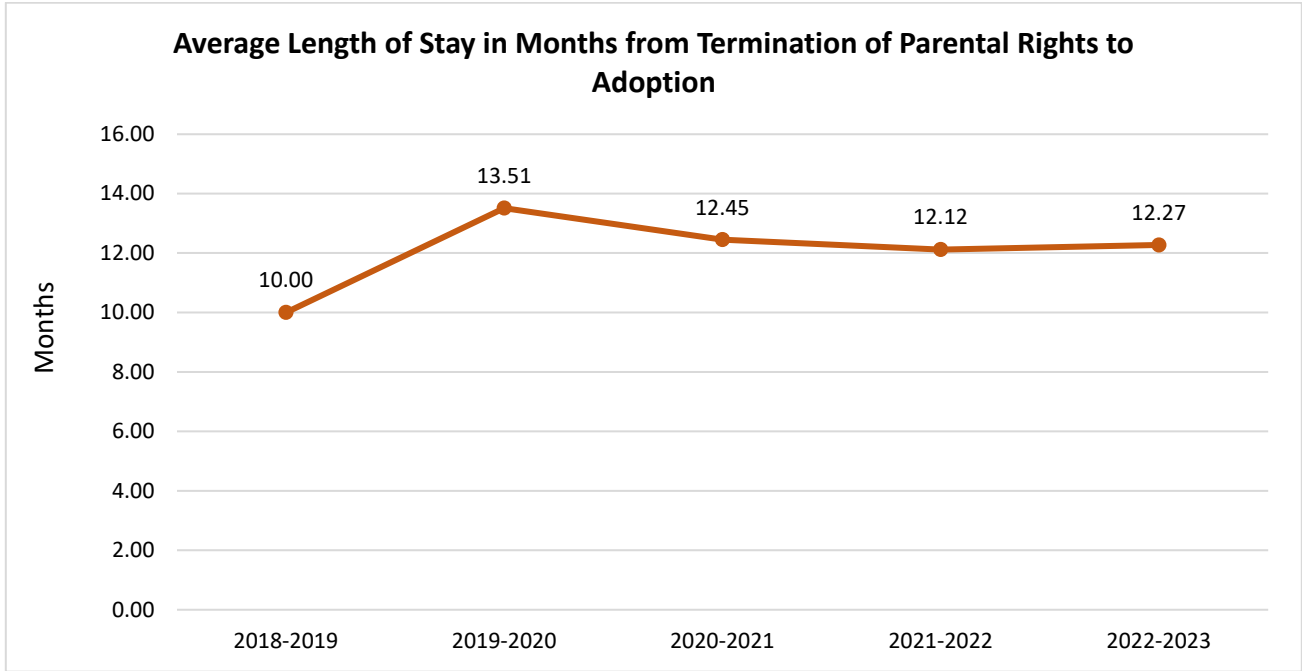
## 2. The number of children eligible for adoption and the number of children whose adoptions were finalized.

The chart below illustrates the overall trend in the number of children eligible for adoption on July 1st of the fiscal year and the subset of those children who were subsequently adopted by June 30th of that fiscal year. Refer to Appendix B for Lead Agency data.



### 3. The length of time eligible children waited for adoption.

In Florida, children are not eligible for adoption until the parental rights of their legal and/or biological parents have been terminated. The chart below represents the average length of time from the termination of parental rights (TPR) to adoption for children who had a finalized adoption during the five-year baseline assessment period. Refer to Appendix C for Lead Agency data.



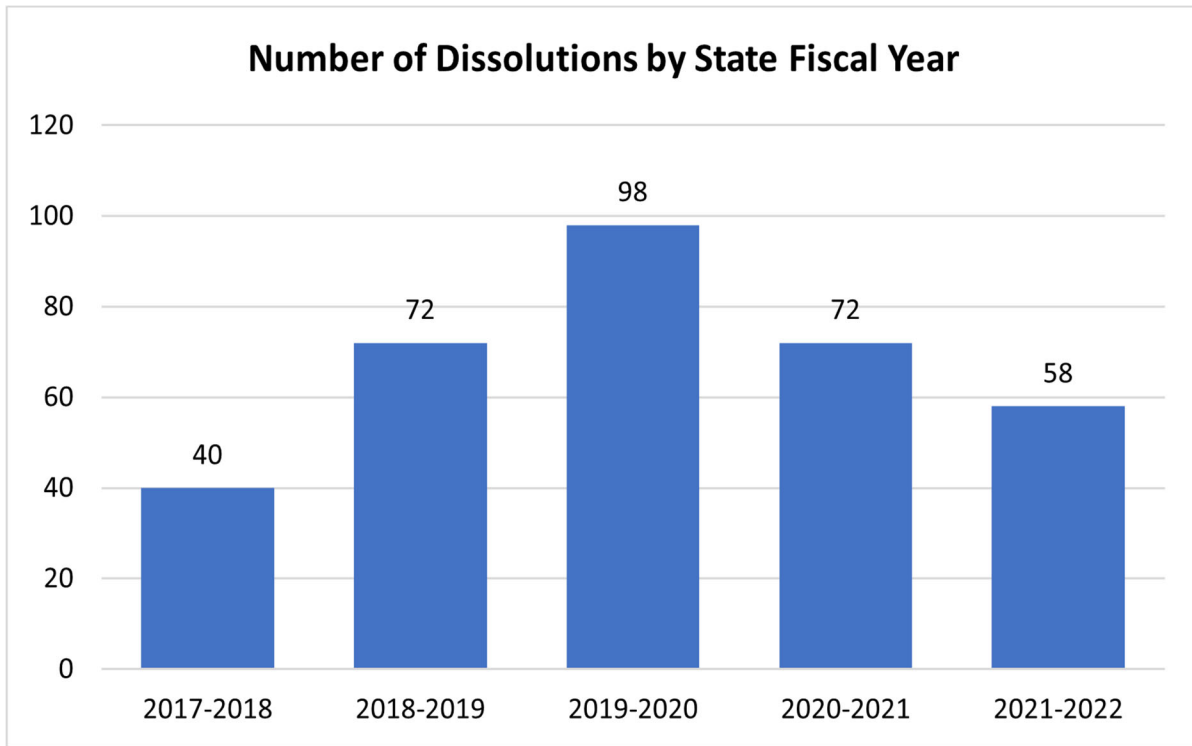
**4. The number of adoptions that resulted in disruption or dissolution and the subset of those disrupted adoptions that were preventable by the Lead Agency or the subcontracted provider.**

The following chart shows a listing of the total disruptions and those that were preventable by the Lead Agency or the subcontracted provider. An adoption disruption is defined as removing a child from a pre-adoptive placement prior to adoption finalization. A preventable disruption is when a family withdraws their expressed intent to adopt prior to the finalization of the adoption. The data indicates there were a total of 66 preventable disruptions statewide for FY 2022-2023.

<b>Number of Total and Preventable Disruptions July 1, 2022 through June 30, 2023</b>			
<b>Primary Agency</b>	<b>Number of Preventable Disruptions</b>	<b>Total Disruptions</b>	<b>Percent Preventable</b>
C 1 Northwest Florida Heath-West	18	24	75.00%
C 2 & 14 Northwest Florida Health Network-East	5	6	83.33%
C 3 & 8 Partnership Strong Families	2	2	100.00%
C 4 Clay - Kids First Florida	1	1	100.00%
C 4 Family Support Svcs North Fla	1	7	14.29%
C 5 Kids Central, Inc.	3	11	27.27%
C 6 FSS Suncoast	2	10	20.00%
C 7 Community Partnership Children	0	0	0.00%
C 7 Family Integrity Program	0	0	0.00%
C 9 & 18 Embrace Families CBC	2	3	66.67%
C 10 Heartland for Children	1	1	100.00%
C 11 & 16 Citrus Health Network	5	6	83.33%
C 12 Safe Children Coalition	12	18	66.67%
C 13 Childrens Network-Hillsborough	0	0	0.00%
C 15 ChildNet Palm Beach	4	7	57.14%
C 17 ChildNet Broward	5	5	100.00%
C 19 Communities Connected for Kids CBC	1	3	33.33%
C 20 Children's Network of SW Fla	4	6	66.67%
<b>Statewide</b>	<b>66</b>	<b>110</b>	<b>60.00%</b>

An adoption dissolution occurs when an adoptive child returns to out-of-home care and the parental rights of the adoptive parents are terminated. Dissolutions are tracked manually by the Lead Agencies and reported to the Department.

Lead Agencies report that most dissolutions occurred due to behavioral challenges and mental health needs that some adoptive parents indicated they were unable to manage. Additional funding received through the 2023 legislative session is being provided to Lead Agencies to expand post adoption services to better support families to prevent dissolutions.



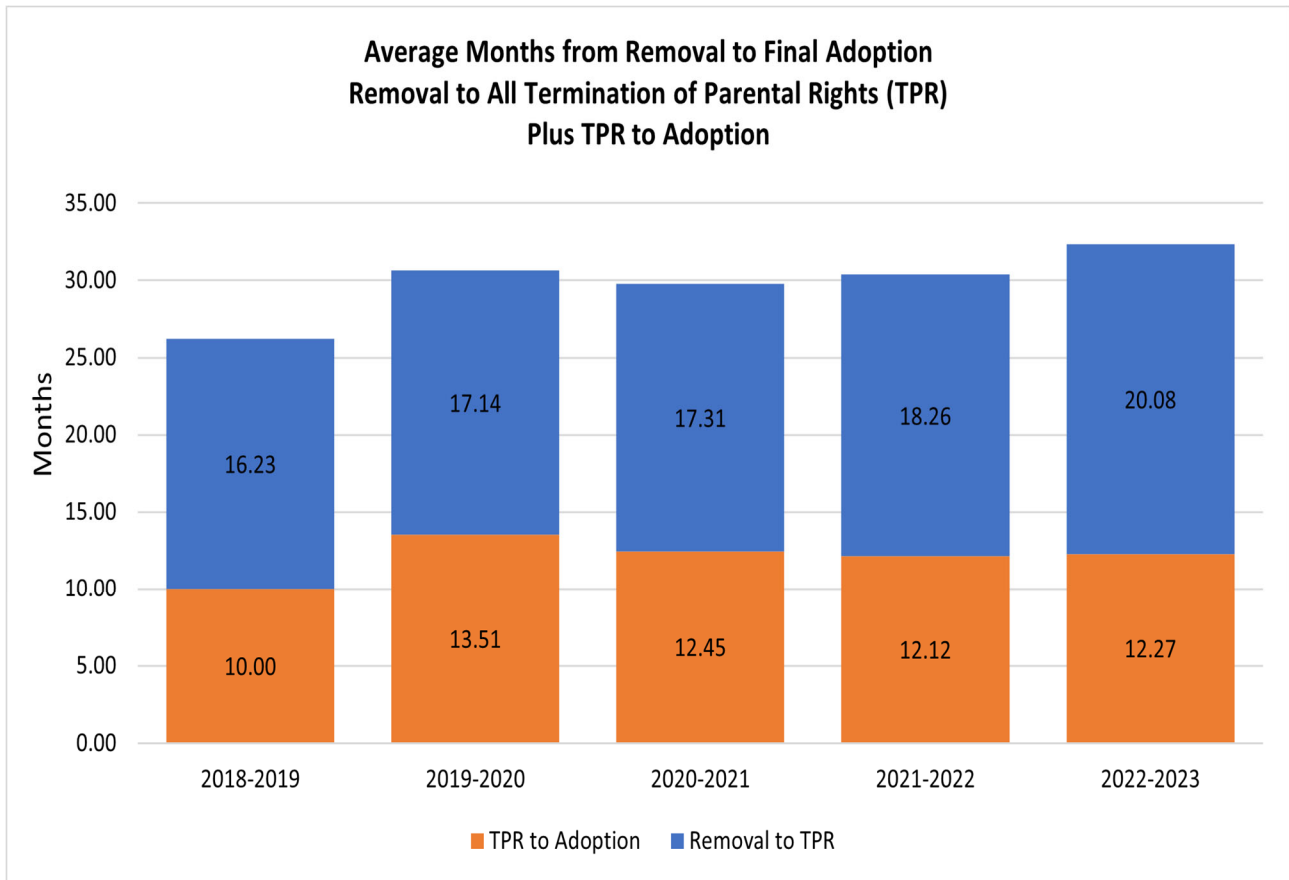
*Note: Dissolutions are tracked a year behind.*



## 5. The time taken to complete each phase of the adoption process.

There are two clear phases of the adoption process. The first is the time between the removal of the child from their biological and/or legal parents to the termination of paternal rights of both parents. The second phase begins with the termination of parental rights of both parents and ends with the finalized adoption of the child.

The chart on the next page displays the length of time to complete each phase of the adoption process during the last five state fiscal years, as well as the total length of time it took to reach adoption completion. Refer to Appendix C for Lead Agency data.



**6. The expenditures made to recruit adoptive homes and a description of any initiatives to improve adoption performance or streamline the adoption process.**

Lead Agencies and their subcontracted providers utilize several resources, such as foster and adoptive parent support groups, community fairs, churches, local media outlets, and social media to recruit adoptive homes for available children throughout the state. For FY 2022-2023, there were a total of 11 Lead Agencies who were able to provide data on completed recruitment activities. The total expenditures reported by Lead Agencies for adoption-related activities was \$28,005.

Region/Lead Agency	# Child Specific Activities	Child Specific Expenditures	# General Activities	General Expenditures	# Targeted Activities	Targeted Expenditures	# Other Activities	Other Expenditures	Total Events	Total Expenditures
<b>Northwest Region</b>	<b>2</b>	<b>\$0</b>	<b>58</b>	<b>\$5,642</b>	<b>0</b>	<b>\$0</b>	<b>0</b>	<b>\$0</b>	<b>47</b>	<b>\$5,642</b>
NWF Health Network-East	0	\$0	4	\$210	0	\$0	0	\$0	4	\$210
NWF Health Network-West	2	\$0	52	\$5,432	0	\$0	0	\$0	43	\$5,432
<b>Northeast Region</b>	<b>1</b>	<b>\$75</b>	<b>15</b>	<b>\$305</b>	<b>4</b>	<b>\$156</b>	<b>0</b>	<b>\$0</b>	<b>17</b>	<b>\$536</b>
Family Support Services	1	\$75	0	\$0	0	\$0	0	\$0	1	\$75
Kids First of Florida Inc	0	\$0	3	\$0	0	\$0	0	\$0	3	\$0
PARTNERSHIP FOR STRONG FAMILIE	0	\$0	12	\$305	4	\$156	0	\$0	13	\$461
<b>Central Region</b>	<b>0</b>	<b>\$0</b>	<b>8</b>	<b>\$3,140</b>	<b>0</b>	<b>\$0</b>	<b>1</b>	<b>\$0</b>	<b>9</b>	<b>\$3,140</b>
CBC of Brevard	0	\$0	1	\$0	0	\$0	1	\$0	2	\$0
HEARTLAND FOR CHILDREN INC	0	\$0	7	\$3,140	0	\$0	0	\$0	7	\$3,140
<b>Suncoast Region</b>	<b>8</b>	<b>\$333</b>	<b>38</b>	<b>\$13,298</b>	<b>2</b>	<b>\$1,822</b>	<b>0</b>	<b>\$0</b>	<b>47</b>	<b>\$15,453</b>
Children's Network of SW Florida	0	\$0	2	\$875	0	\$0	0	\$0	2	\$1,175
Childrens Network Hillsborough	8	\$333	29	\$11,601	1	\$822	0	\$0	38	\$12,756
FSSSUNCOAST	0	\$0	2	\$72	0	\$0	0	\$0	2	\$72
SAFE CHILDREN COALITION	0	\$0	4	\$450	1	\$1,000	0	\$0	5	\$1,450
<b>Southeast Region</b>	<b>4</b>	<b>\$95</b>	<b>7</b>	<b>\$966</b>	<b>70</b>	<b>\$2,173</b>	<b>0</b>	<b>\$0</b>	<b>73</b>	<b>\$3,234</b>
ChildNet Inc	0	\$0	4	\$878	46	\$1,808	0	\$0	42	\$2,686
ChildNet Palm Beach	4	\$95	3	\$88	24	\$365	0	\$0	31	\$548
<b>Statewide</b>	<b>15</b>	<b>\$503</b>	<b>126</b>	<b>\$23,351</b>	<b>76</b>	<b>\$4,151</b>	<b>1</b>	<b>\$0</b>	<b>193</b>	<b>\$28,005</b>

**7. The results of any specific effort to gather feedback from prospective adoptive parents, adoptive parents, children in the child welfare system, adoptees, and other stakeholders.**

Annual Adoption Survey

The Department, in conjunction with the Lead Agencies, conducted an Annual Adoption Survey to gather feedback from prospective and adoptive parents, children in the child welfare system, adoptees, and other stakeholders.

The survey inquired as to the participants' overall adoption experience, the quality and timeliness of services, and post-adoption services/supports in their area. A total of 799 responses were

received which is a 58 percent increase over last year's response rate. A copy of the survey instrument, along with the outcomes, is attached to this report.

Overall, participants reported their Lead Agencies excelled in three areas: the completion of the adoption home study, responding to questions timely, and offering transparency during the adoption process. Most participants expressed Lead Agencies could improve with post-adoption services/supports and assistance with accessing post-adoption services/supports. The Department utilizes these survey results to inform training topics for the adoption community and technical assistance provided to Lead Agencies.

### Post Communication Survey

Per s.39.812(6), F.S., once a child's adoption is finalized, the Lead Agency must make a reasonable effort to contact the adoptive family by telephone one year after the date of finalization as a post-adoption service. The intent of this survey is to determine the types of services received by the family and the quality of those services. There was a total of 3,602 finalized adoptions this fiscal year and 277 families who requested and accepted post adoption services. Although the post adoption survey was provided to each family who requested and received services, there were only 33 responses. The Department will continue to work in conjunction with the Florida Adoption Information Center and Lead Agencies to increase the number of respondents to the Post Communication Survey in the future. The survey instrument and outcomes are included in this report.

Most families who responded to the survey indicated they requested assistance with adoption subsidies and accessing mental health services. The Department continues to provide statewide training opportunities to Lead Agencies, case management organizations, and adoptive parents on topics that include maintenance adoption subsidies, Medicaid, and post-adoption services and supports.

**8. The use of evidence-based, evidence-informed, promising, and innovative practices in recruitment, orientation, and preparation of appropriate adoptive families, matching children with families, supporting children during the adoption process, and providing post-adoptive support.**

Lead Agencies throughout the state reported the deployment of various tools and practices used in the preparation of appropriate adoptive families, such as orientation, matching children with families, supporting children through the adoption process, and providing post-adoption supports.

Statewide Practices

Lead agencies have implemented various evidence-based, evidence-informed, promising and innovative practices in recruitment, orientation and preparation of appropriate adoptive families, supporting children during the adoption process and providing post-adoptive support.

Embrace Families

Embrace Families has established a specific Adoption team with members who will discuss children available for adoption with families who have completed the approved parent preparation training. The outcome has shown an increase in the number of interest/inquiries of the local foster/adoptive families on children that are immediately explored.

Northwest Florida Health (NWFL Health)

NWFL Health has implemented the requirement for Post Adoption Specialist to participate in match staffings to become familiar with children that have no identified homes in order to support matched families better after finalization. The Post Adoption Specialist is able to provide a post-finalization viewpoint on struggles families who they may have encountered during the matching process and become a familiar face to the matched families prior to finalization. This allows the matched families to become more familiar with post adoption support before finalization occurs and are more likely to reach out for supports and services prior to reaching a crisis point.

NWFL Health has expanded its in-person events where staff are present to raise awareness of the need for adoptive homes for waiting children. Some of the events include local Ice Flyers Hockey games, Blue Wahoos Baseball games, Bands on the Beach, Double Ridge Run, Gallery Nights, Poker Run, Pensacola Arts Festival, Juneteenth Community Festival and church presentations.



# **ADOPTION INCENTIVE**

## **ANNUAL REPORT**

### **Appendices A – C**

Department of Children and Families

Office of Child and Family Well-Being

November 15, 2023

<b>Number of Children Adopted and the Number of Families who Adopted One or More Children by State Fiscal Year</b>										
<b>Agency</b>	<b>2018-2019</b>		<b>2019-2020</b>		<b>2020-2021</b>		<b>2021-2022</b>		<b>2022-2023</b>	
	<b># of Children Adopted</b>	<b>Total Families</b>	<b># of Children Adopted</b>	<b>Total Families</b>	<b># of Children Adopted</b>	<b>Total Families</b>	<b># of Children Adopted</b>	<b>Total Families</b>	<b># of Children Adopted</b>	<b>Total Families</b>
C 1 NWF Health Network-West	268	179	287	176	315	194	266	174	328	213
C 2 & 14 NWF Health Network-East	207	142	174	119	228	143	219	141	202	131
C 3 & 8 Partnership Strong Families	273	174	232	155	167	119	173	118	136	98
C 4 Clay - Kids First Florida	67	51	88	63	82	54	81	54	82	56
C 4 Family Support Svcs North Fla	389	233	416	254	266	179	311	194	253	152
C 5 Kids Central, Inc.	230	155	306	213	276	181	248	166	226	159
C 6 FSS SUNCOAST	401	287	332	236	366	267	329	230	283	194
C 7 Community Partnership Children	275	186	287	198	124	91	273	170	217	150
C 7 St. Johns Family Integrity	61	38	50	99	35	26	51	34	50	32
C 9 & 18 Embrace Families CBC	302	200	326	217	270	185	279	188	245	171
C 10 Heartland for Children	171	115	170	119	180	118	189	125	134	99
C 11 & 16 Citrus Health Network	358	227	281	197	173	128	184	123	190	130
C 12 Safe Children Coalition	186	131	135	28	153	108	162	115	158	105
C 13 Childrens Network Hillsborough	292	195	375	253	314	191	199	146	269	167
C 15 ChildNet Palm Beach	183	121	189	135	146	113	140	109	125	105
C 17 ChildNet Broward	348	245	336	233	210	157	194	136	200	139
C 18 Brevard Family Partnership	165	117	137	95	153	100	157	107	178	118
C 19 Communities Connected for Kids	167	118	190	117	168	117	178	115	98	70
C 20 Children's Network of SW Fla	221	169	237	171	233	170	249	172	228	164
<b>Statewide</b>	<b>4,564</b>	<b>3,083</b>	<b>4,548</b>	<b>3,078</b>	<b>3,859</b>	<b>2,641</b>	<b>3,882</b>	<b>2,617</b>	<b>3,602</b>	<b>2,453</b>

<b>Number of Children who were Eligible for Adoption on 7/1 who were Adopted by 6/30 and Percent of Children Adopted</b>															
<b>Agency</b>	<b>2018-2019</b>			<b>2019-2020</b>			<b>2020-2021</b>			<b>2021-2022</b>			<b>2022-2023</b>		
	<b>Eligible</b>	<b>Eligible Adopted</b>	<b>% Eligible Adopted</b>	<b>Eligible</b>	<b>Eligible Adopted</b>	<b>% Eligible Adopted</b>	<b>Eligible</b>	<b>Eligible Adopted</b>	<b>% Eligible Adopted</b>	<b>Eligible</b>	<b>Eligible Adopted</b>	<b>% Eligible Adopted</b>	<b>Eligible</b>	<b>Eligible Adopted</b>	<b>% Eligible Adopted</b>
C 1 NWF Health Network-West	363	169	46.6%	341	202	59.2%	378	215	56.9%	344	172	50.0%	385	235	61.0%
C 2 & 14 NWF Health Network	169	107	63.3%	174	96	55.2%	164	84	51.2%	190	113	59.5%	177	97	54.8%
C 3 & 8 Partnership Strong Families	253	154	60.9%	166	123	74.1%	140	83	59.3%	139	69	49.6%	130	34	26.2%
C 4 Clay - Kids First Florida	51	31	60.8%	83	55	66.3%	59	34	57.6%	81	43	53.1%	58	27	46.6%
C 4 Family Support Svcs North Fla	191	143	74.9%	222	150	67.6%	124	52	41.9%	143	72	50.3%	165	78	47.3%
C 5 Kids Central, Inc.	283	143	50.5%	385	192	49.9%	341	167	49.0%	256	127	49.6%	224	99	44.2%
C 6 FSS SUNCOAST	411	227	55.2%	402	208	51.7%	564	266	47.2%	562	247	44.0%	545	219	40.2%
C 7 Community Partnership Children	269	165	61.3%	227	154	67.8%	159	58	36.5%	234	131	56.0%	279	133	47.7%
C 7 St. Johns Family Integrity	45	21	46.7%	21	13	61.9%	19	6	31.6%	10	3	30.0%	24	17	70.8%
C 9 & 18 Embrace Families CBC	116	87	75.0%	127	81	63.8%	132	69	52.3%	158	88	55.7%	212	104	49.1%
C 10 Heartland for Children	90	50	55.6%	134	71	53.0%	147	82	55.8%	188	105	55.9%	166	65	39.2%
C 11 & 16 Citrus Health Network	308	169	54.9%	281	150	53.4%	262	90	34.4%	254	96	37.8%	207	84	40.6%
C 12 Safe Children Coalition	198	111	56.1%	182	81	44.5%	185	90	48.6%	180	102	56.7%	175	105	60.0%
C 13 Childrens Network Hillsborough	256	119	46.5%	386	197	51.0%	424	200	47.2%	407	127	31.2%	449	162	36.1%
C 15 ChildNet Palm Beach	155	74	47.7%	101	47	46.5%	85	31	36.5%	70	27	38.6%	59	24	40.7%
C 17 ChildNet Broward	317	139	43.8%	296	178	60.1%	228	94	41.2%	172	79	45.9%	149	72	48.3%
C 18 Brevard Family Partnership	91	57	62.6%	81	51	63.0%	111	61	55.0%	116	76	65.5%	98	60	61.2%
C 19 Communities Connected for Kids	131	76	58.0%	160	120	75.0%	159	84	52.8%	139	94	67.6%	83	40	48.2%
C 20 Children's Network of SW Fla	161	94	58.4%	136	94	69.1%	176	95	54.0%	200	120	60.0%	202	113	55.9%
<b>Statewide</b>	<b>3,858</b>	<b>2,136</b>	<b>55.4%</b>	<b>3,905</b>	<b>2,263</b>	<b>58.0%</b>	<b>3,857</b>	<b>1,861</b>	<b>48.2%</b>	<b>3,843</b>	<b>1,891</b>	<b>49.2%</b>	<b>3,787</b>	<b>1,768</b>	<b>46.7%</b>

Length of Stay In Months from Last Removal to Termination of Parental Rights and Termination of Parental Rights to Adoption															
Agency	2018-2019			2019-2020			2020-2021			2021-2022			2022-2023		
	Removal to TPR	TPR to Adoption	Total LOS	Removal to TPR	TPR to Adoption	Total LOS	Removal to TPR	TPR to Adoption	Total LOS	Removal to TPR	TPR to Adoption	Total LOS	Removal to TPR	TPR to Adoption	Total LOS
C 1 NWF Health Network-West	15.72	12.45	28.6	15.7	15.68	31.92	17.04	14.32	31.91	17.85	14.13	31.98	19.31	14.17	32.29
C 2 & 14 NWF Health Network-East	14.52	13.01	27.9	16.99	11.08	26.91	16.96	11.66	29.14	20.82	10.19	31.01	21.96	12.23	32.57
C 3 & 8 Partnership Strong Families	17.57	5.07	20.76	19.54	14.85	23.04	13.57	10.13	24.02	16.06	10.43	26.5	14.94	11.99	29.5
C 4 Clay - Kids First Florida	11.76	8.52	27.34	13.4	11.95	25.78	18.77	11.63	30.65	17.12	13.09	30.21	22.33	9.46	29.23
C 4 Family Support Svcs North Fla	17.49	10.23	18.46	18.73	14.49	18.23	11.2	7.95	19.55	12.01	8.51	20.52	11.78	11.3	23.87
C 5 Kids Central, Inc.	14.66	12.3	30.73	16.71	11.69	33.48	17.95	15.72	34.17	19.26	13.96	33.22	22.67	16.18	37.35
C 6 FSS SUNCOAST	15.98	10.66	27.04	16.29	15.17	30.4	16.58	14.33	31.32	18.45	16.65	35.1	21.63	14.96	35.2
C 7 Community Partnership Children	18.51	9.42	28.35	18.94	13.94	30.43	18.12	11.4	29.64	20.43	11.61	32.04	23.12	11.16	31.53
C 7 St. Johns Family Integrity	11.36	6.75	23.13	10.17	9.19	24.12	18.65	5.82	24.57	18.43	7.35	25.78	22.47	7.22	28.02
C 9 & 18 Embrace Families CBC	19.49	8.21	27.91	21.33	10.14	26.71	20.9	10.32	31.47	21.85	8.51	30.36	24.54	11.89	33.89
C 10 Heartland for Children	16.58	13.97	28.14	19.1	16.72	30.61	17.74	14.36	32.5	19.92	11.63	31.55	22.18	12.58	34.41
C 11 & 16 Citrus Health Network	17	10	27.48	16.85	14.97	28.41	16.34	11.53	28.11	17.43	13.74	31.17	19.6	11.53	29.71
C 12 Safe Children Coalition	16.85	11.36	28.47	17.29	11.41	29.61	15.41	14.75	30.72	17.72	15.99	33.71	18.15	15.13	32.85
C 13 Childrens Network Hillsborough	18.59	11.86	30.86	21.26	14.05	32.77	20.99	14.78	36.04	21.61	16.05	37.66	24.95	18.4	41.78
C 15 ChildNet Palm Beach	15.95	10.34	26.52	16.36	17.53	26.66	18.07	9.71	27.78	18.51	9.47	27.99	21.58	11.09	27.72
C 17 ChildNet Broward	18.31	9.93	28.83	18.14	14.75	30.51	17.09	13.68	30.92	16.32	14.7	31.02	19.56	11.56	28.61
C 18 Brevard Family Partnership	15.89	10.17	26.4	15.75	10.94	26.45	16.97	13.47	30.63	19.22	8.62	27.84	16.22	10	26.61
C 19 Communities Connected for Kids	14.32	7.86	22.6	15.35	10.71	26.05	16.89	11.5	28.88	16.66	10.49	27.15	16.53	11.69	27.5
C 20 Children's Network of SW Fla	18.31	7.83	26.62	19.81	11.66	28.18	19.65	9.97	29.96	17.42	11.19	28.61	17.93	10.59	28.85
<b>Statewide</b>	<b>16.23</b>	<b>10</b>	<b>26.63</b>	<b>17.14</b>	<b>13.51</b>	<b>28.15</b>	<b>17.31</b>	<b>12.45</b>	<b>30.09</b>	<b>18.26</b>	<b>12.12</b>	<b>30.38</b>	<b>20.08</b>	<b>12.27</b>	<b>31.13</b>





# **ANNUAL ADOPTION SURVEY**

**July 2022 – June 2023**

Department of Children and Families  
Office of Child and Family Well-Being

November 15, 2023

Shevaun L. Harris

Secretary

Ron DeSantis

Governor

## **Introduction**

In an effort to improve adoption services, the Department of Children and Families (Department), in conjunction with Lead Community Based Care Lead Agencies, are conducting an Annual Adoption Survey to gather feedback from adoptive parents, adoptees and other stakeholders.

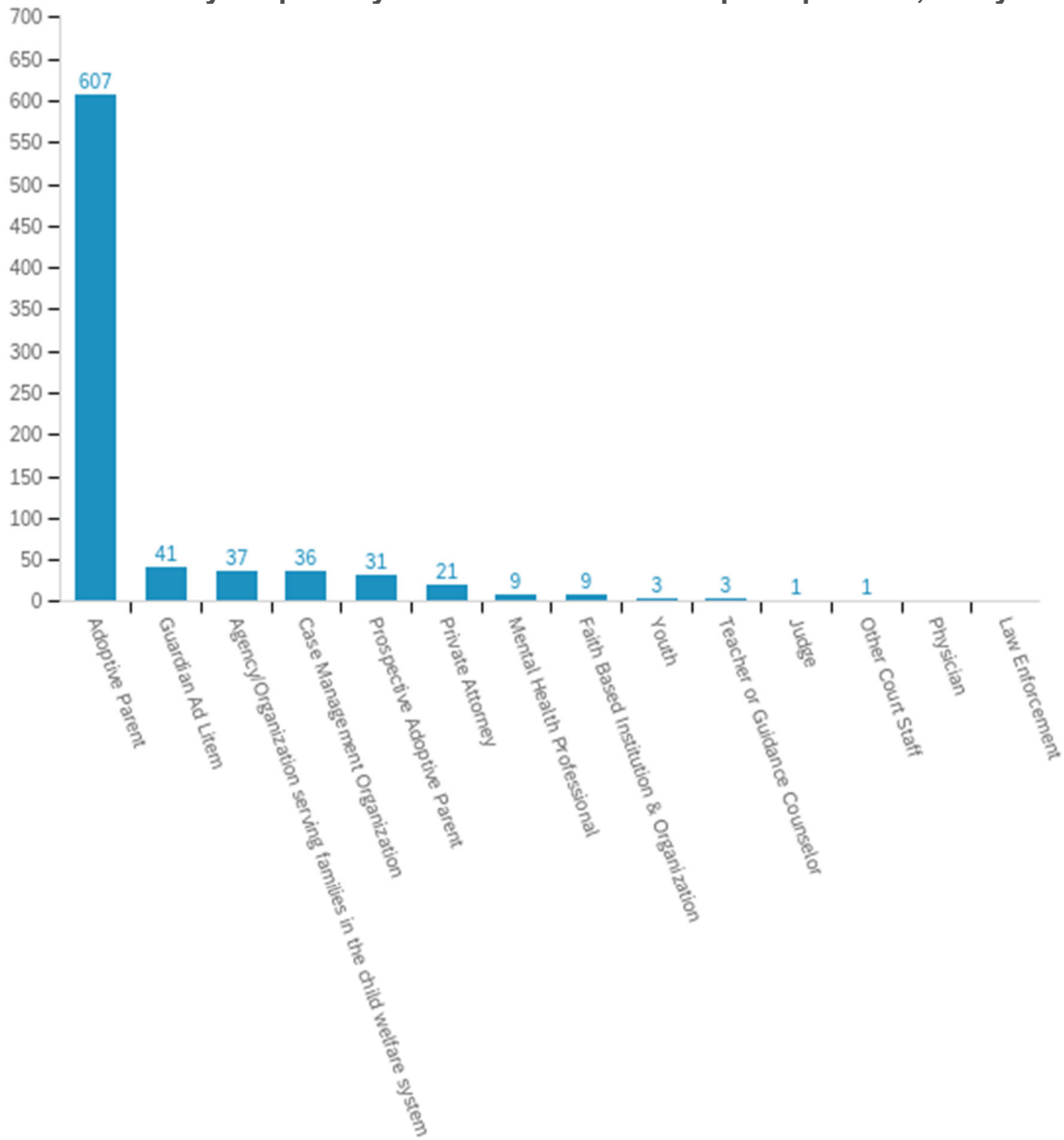
The Department is soliciting your feedback through this Annual Adoption Survey. Your perspectives, input and support are critical to the continued health of the child welfare system.

The Annual Adoption Survey should take approximately **7 minutes** to complete. Responses to this survey are anonymous.

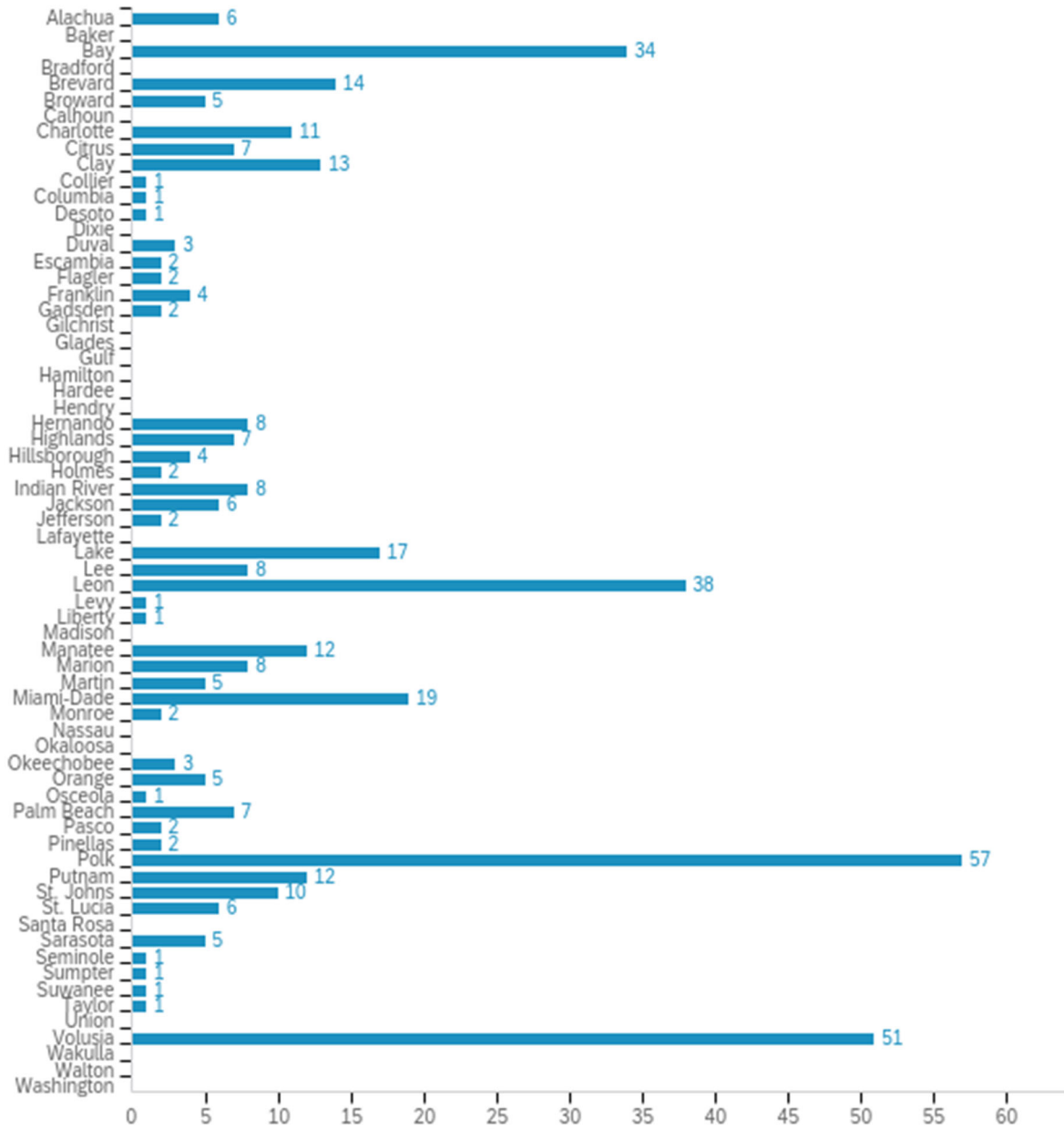
Thank you in advance for your response.

Annual Adoption Survey -2022-2023

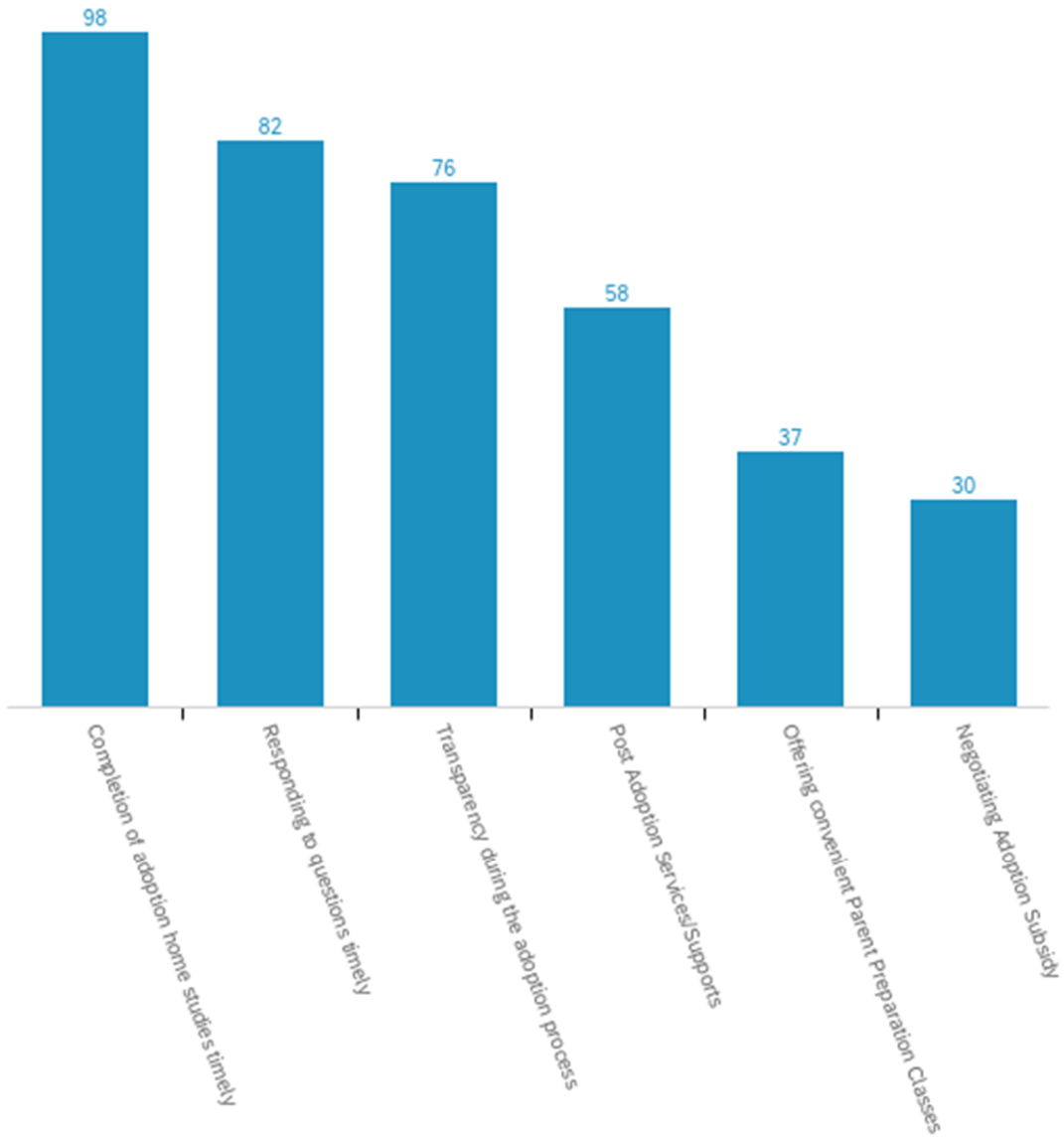
Please select your primary involvement in the adoption process, if any:



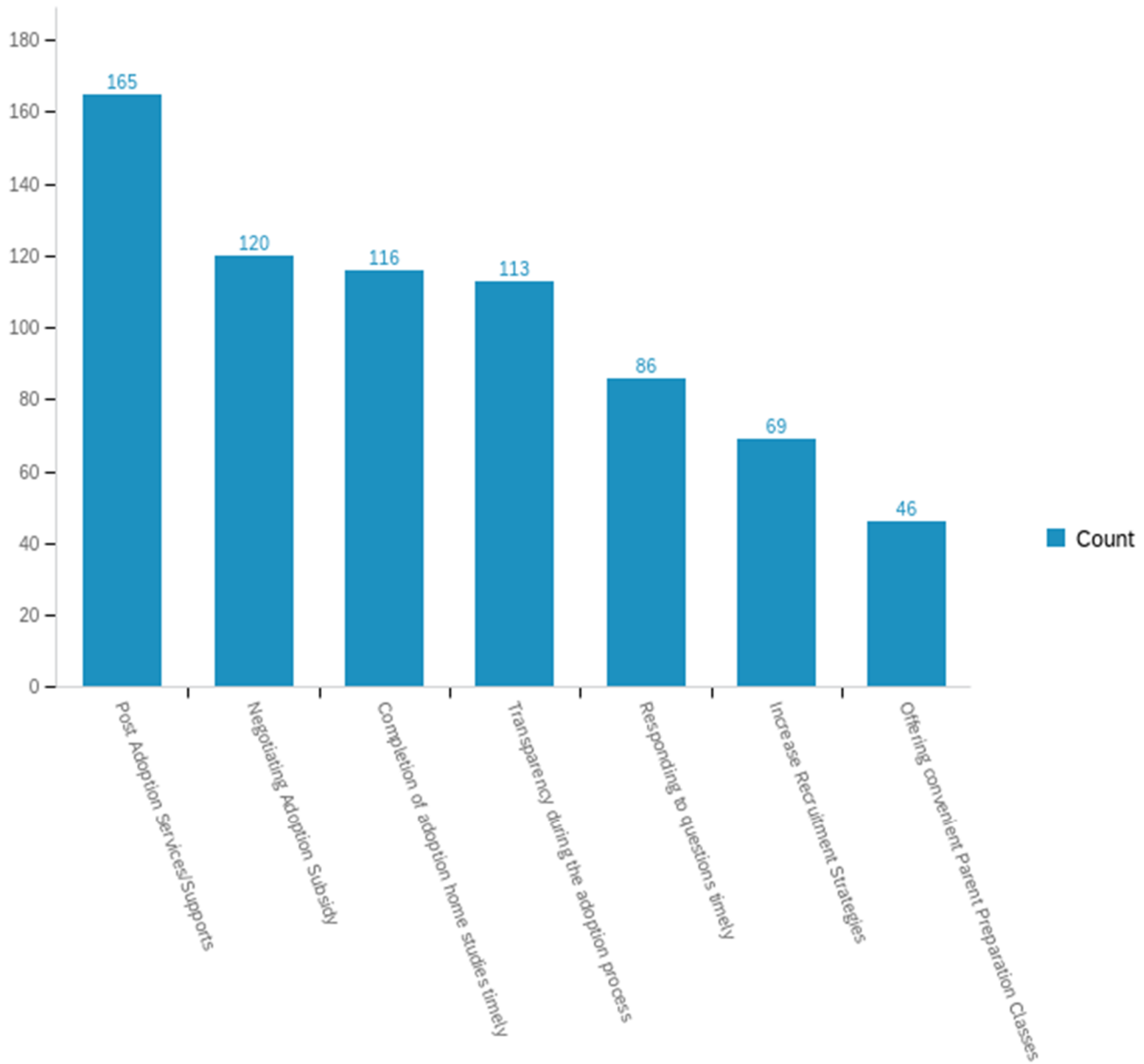
What is the primary county you work in or worked with during your adoption process?



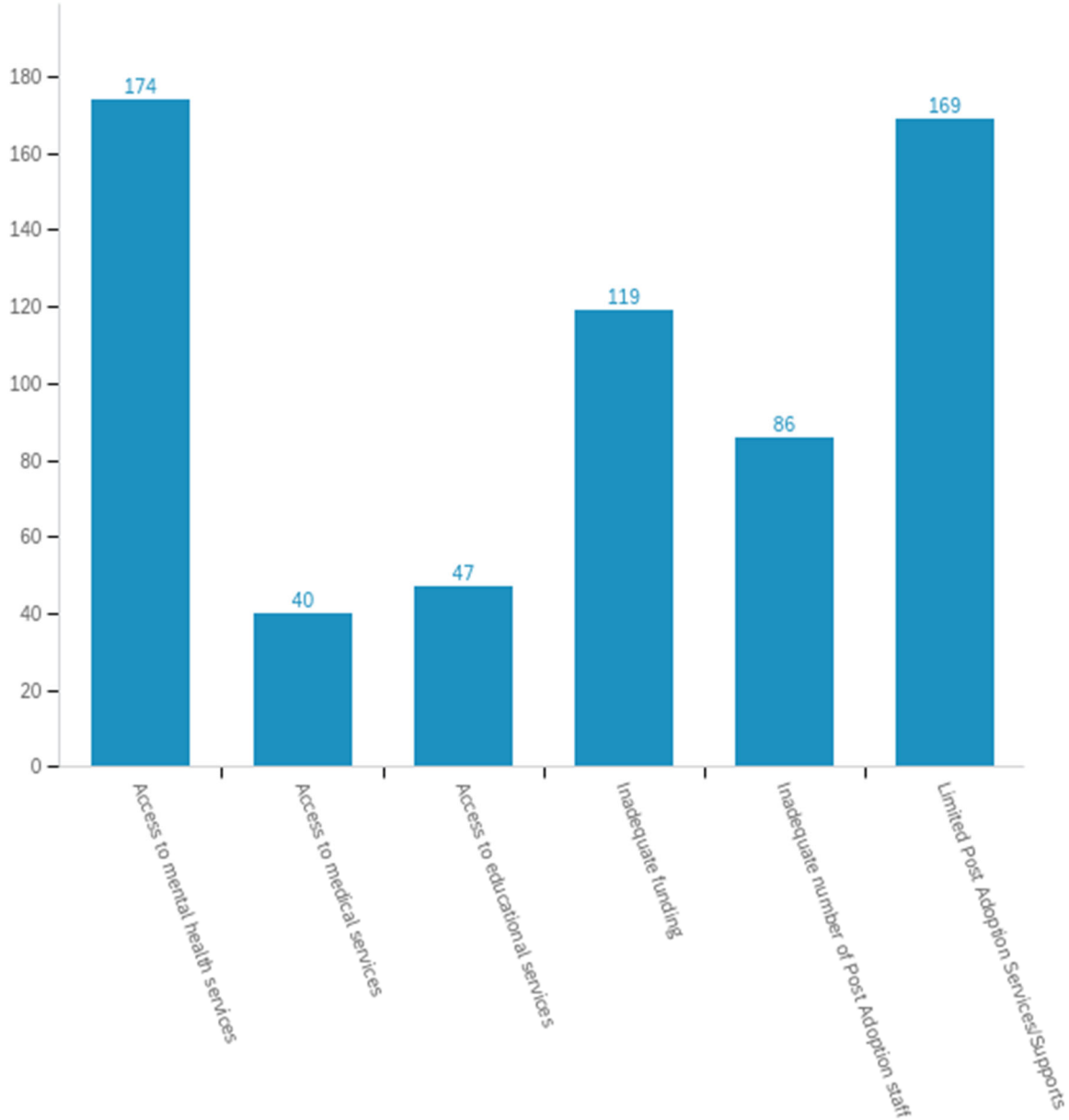
What area(s) does your lead Community Based Care Lead Agency and/or Case Management Organization Agency excel in? Please select all that apply.



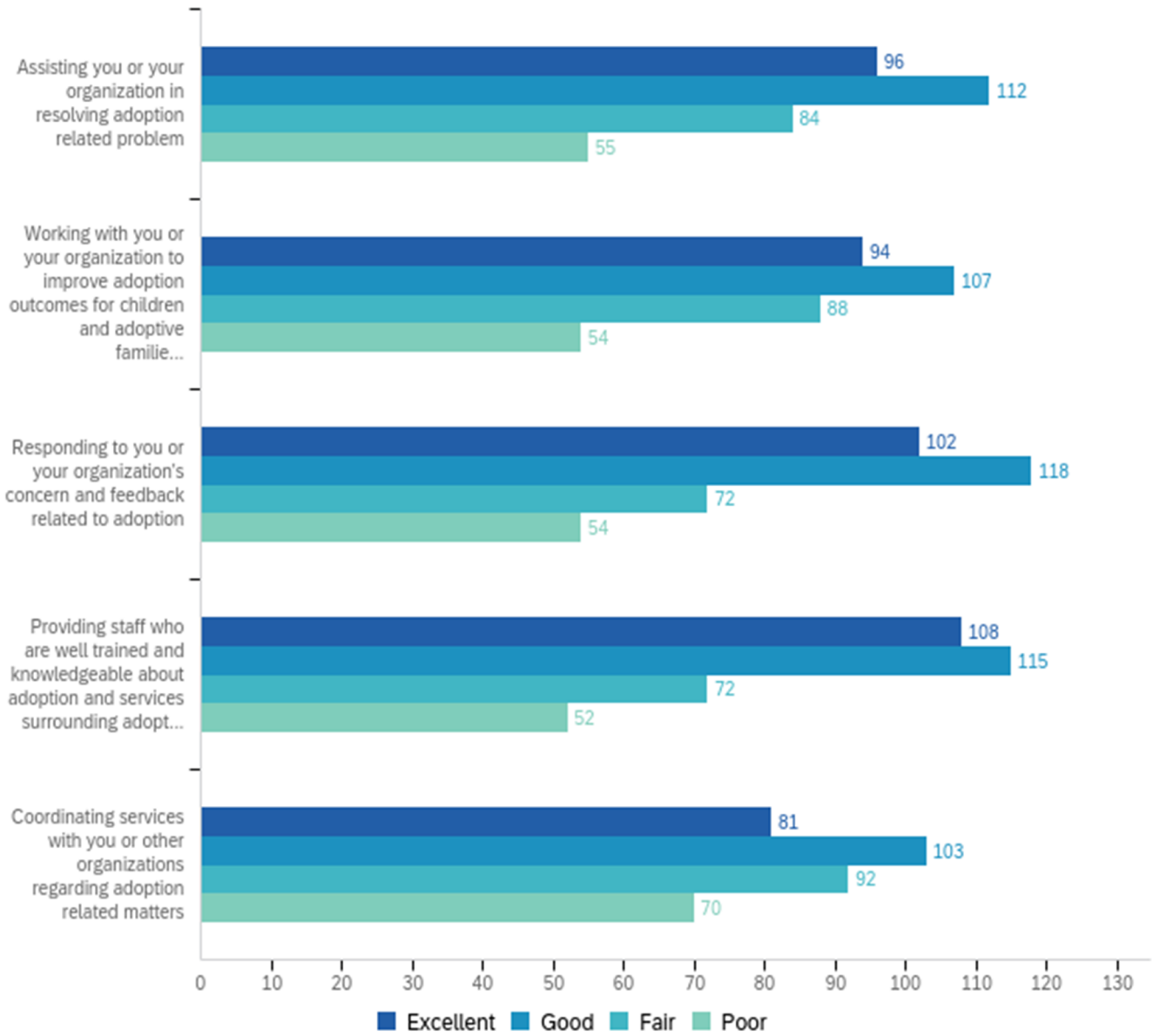
What area(s) does your lead Community Based Care Lead Agency and/or Case Management Organization Agency need to improve in? Please select all that apply.



## What do you believe is the number one challenge affecting the stability and well-being of Florida's adoptive children?

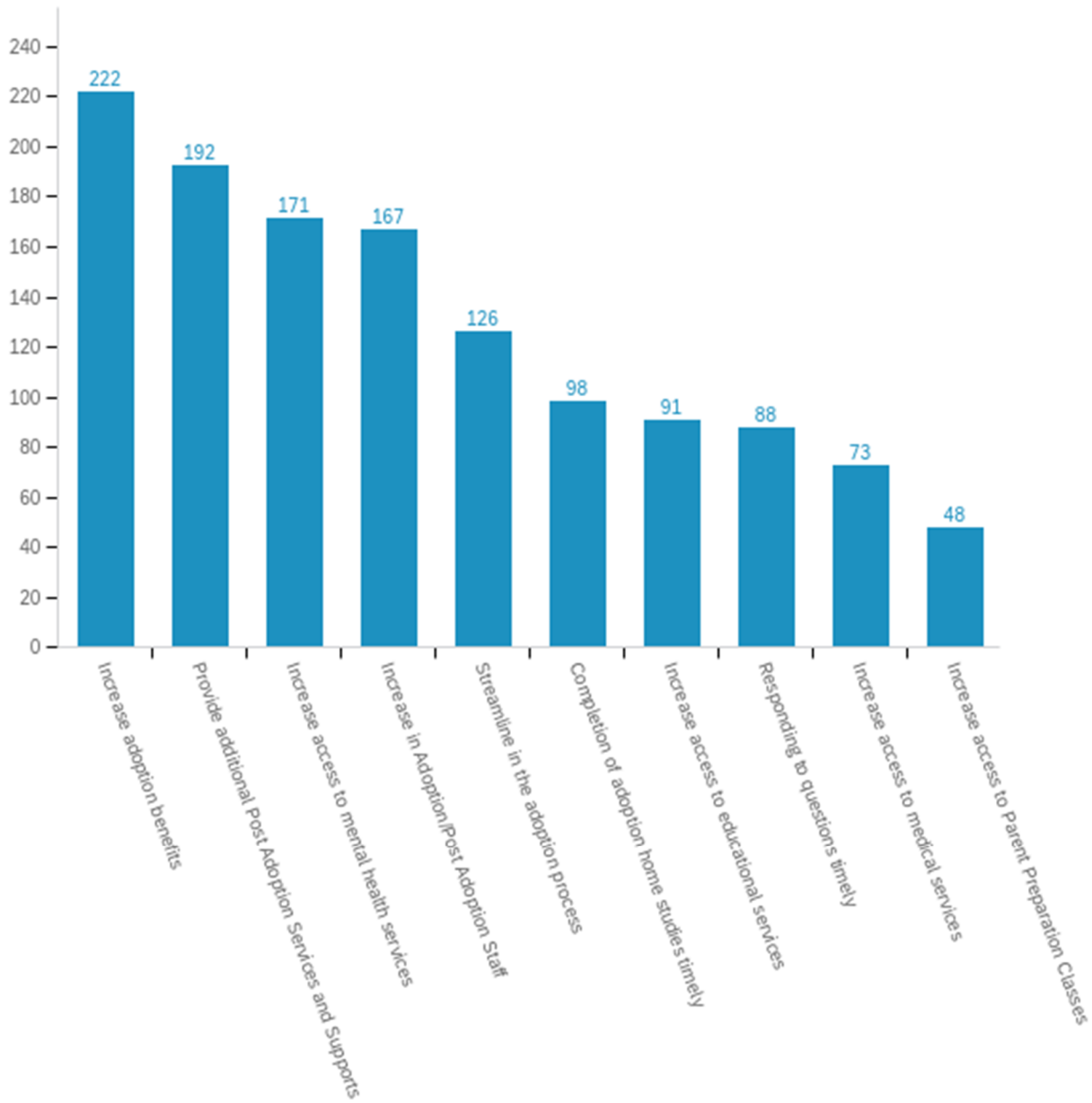


Based on your experience during the last 12 months, please rate the quality and timeliness of the following:

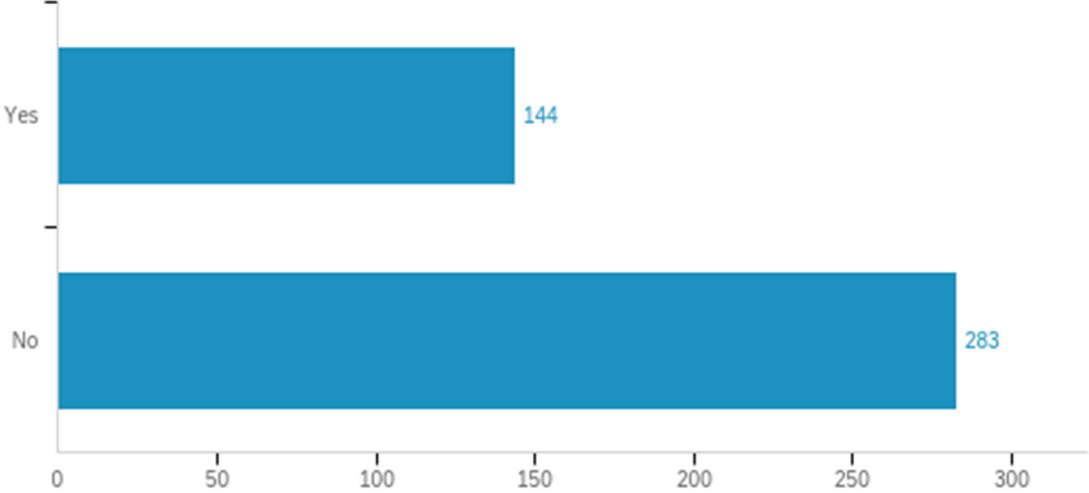




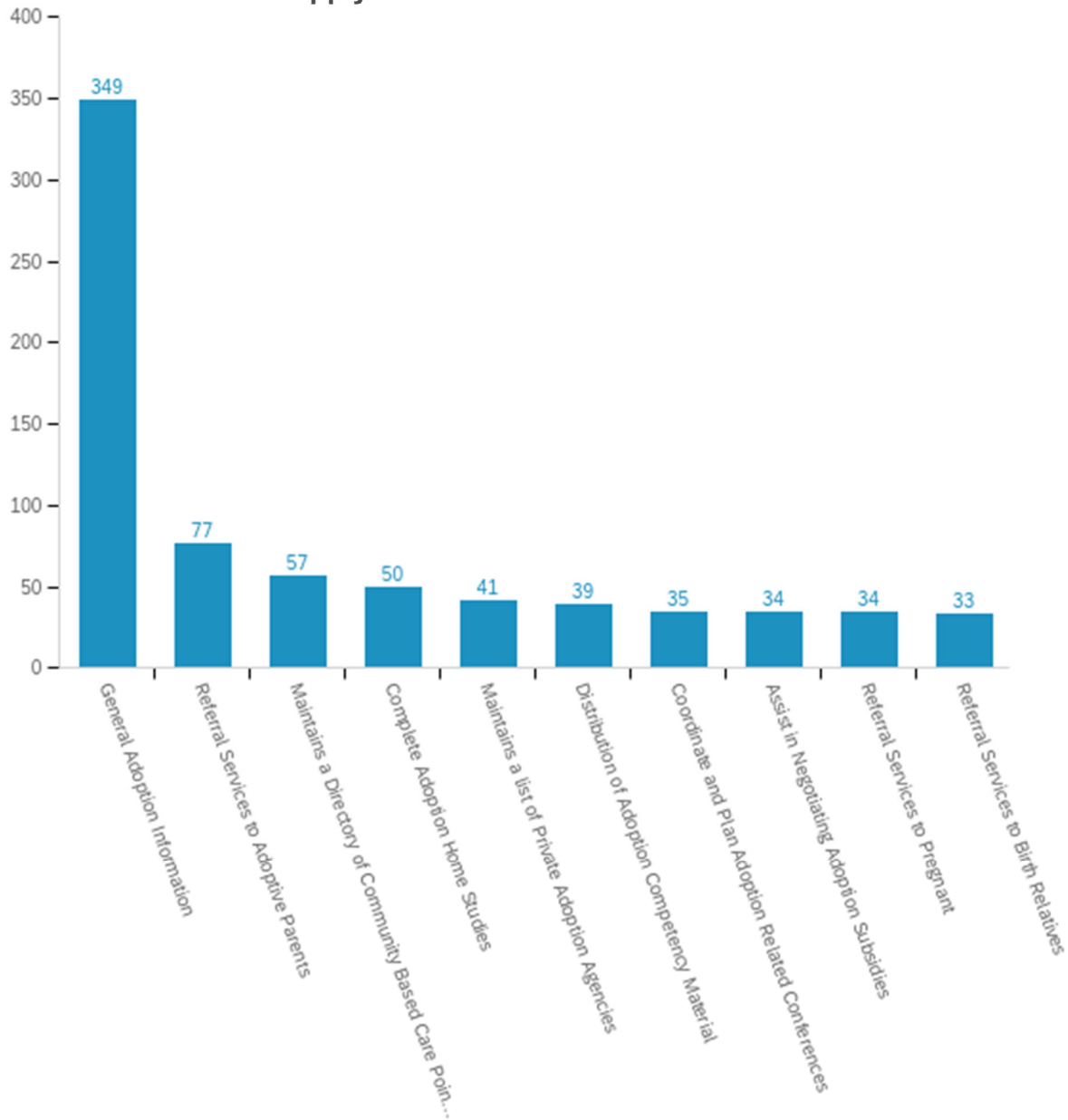
In what way can the State of Florida improve their adoption service delivery? Please select all that apply.



**Are you aware that the State of Florida has an Adoption Information Center?**



Based on that knowledge, what services does Florida's Adoption Information Center offer?  
Please select all that apply.





## **POST COMMUNICATION SURVEY**

Department of Children and Families

Office of Child Welfare

November 15, 2023

Shevaun L. Harris

Secretary

Ron DeSantis

Governor

## Introduction

Each year the Department of Children and Families (Department), in conjunction with Community Based Care Lead Agencies, conducts a Post Communication Survey to gather feedback from families that requested and received post-adoption services. The intent of the survey is to determine the types of services received by the family and the quality of the services provided.

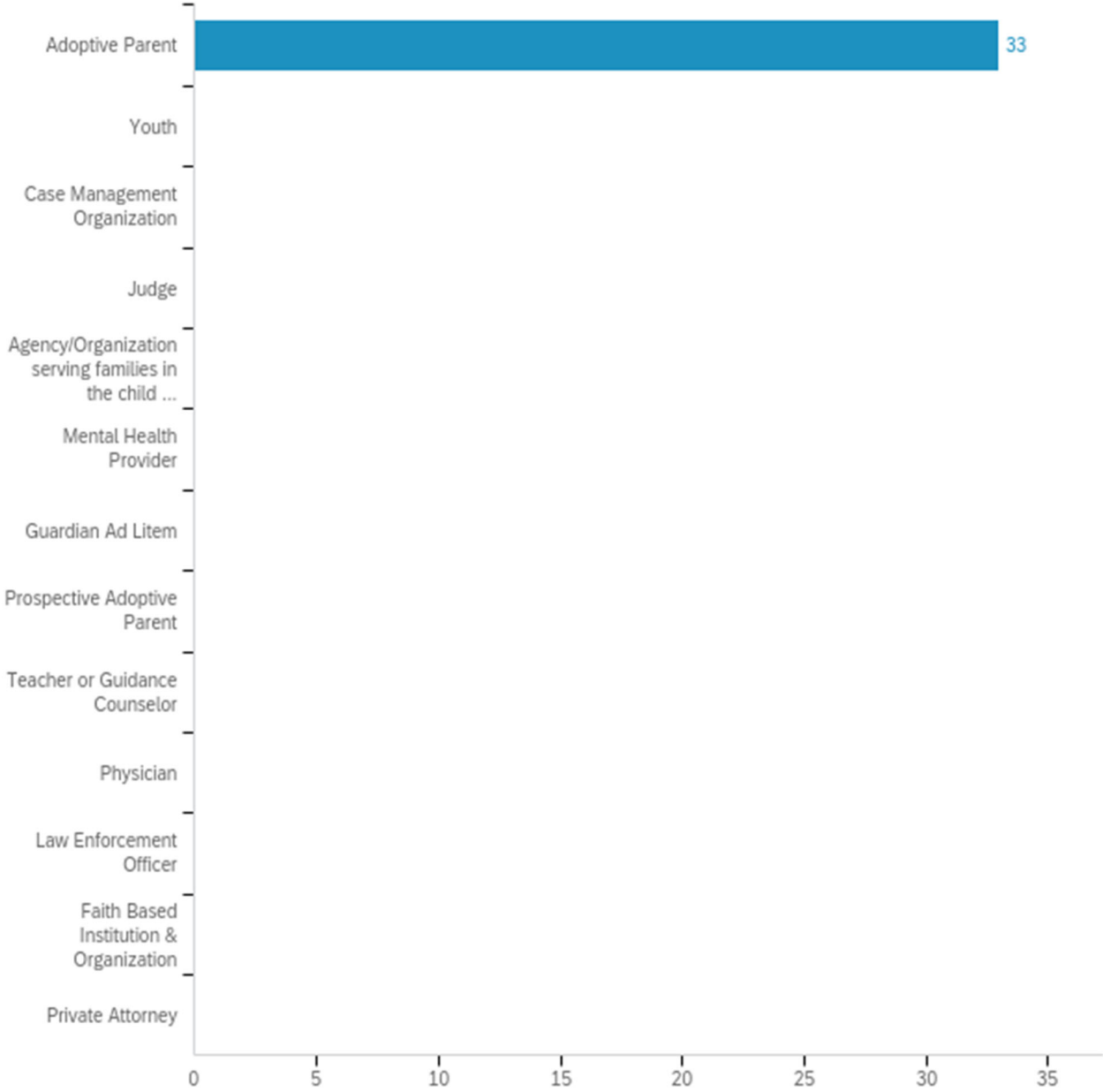
In order to assess the quality and quantity of our post-adoption programs, we need to hear from our adoptive parents who are the true customers of post-adoption services. Post-adoption services include all services and staff available to assist you as an adoptive parent and your adopted child, until the child turns age 18.

Please help us by taking a little time to answer the questions below. The Post-Adoption Communication Survey should take less than **15 minutes** to complete. Responses to this survey are anonymous.

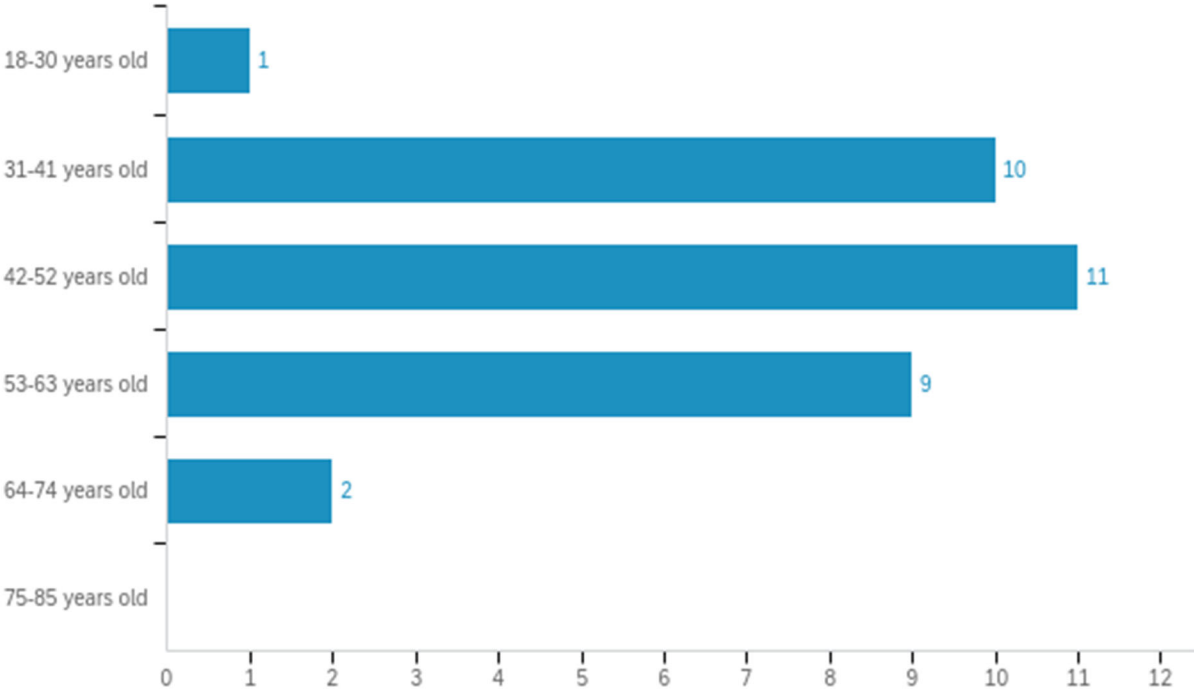
We very much want to hear from you and appreciate your input. Please call 1-800-96- ADOPT if you have questions.

Thank you in advance for your response.

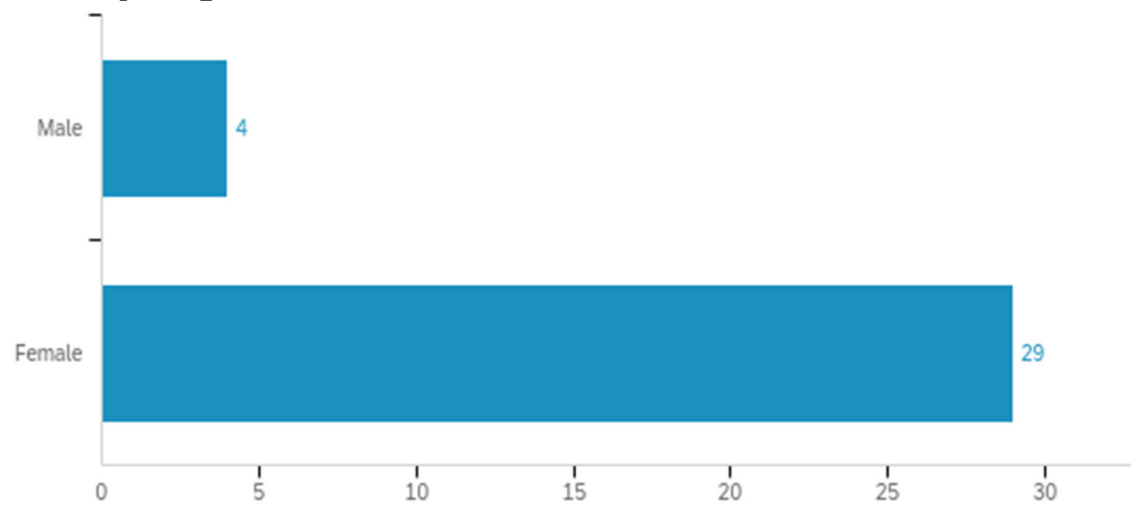
**Please select your primary involvement in the adoption process, if any...**



**Please indicate your current age range:**

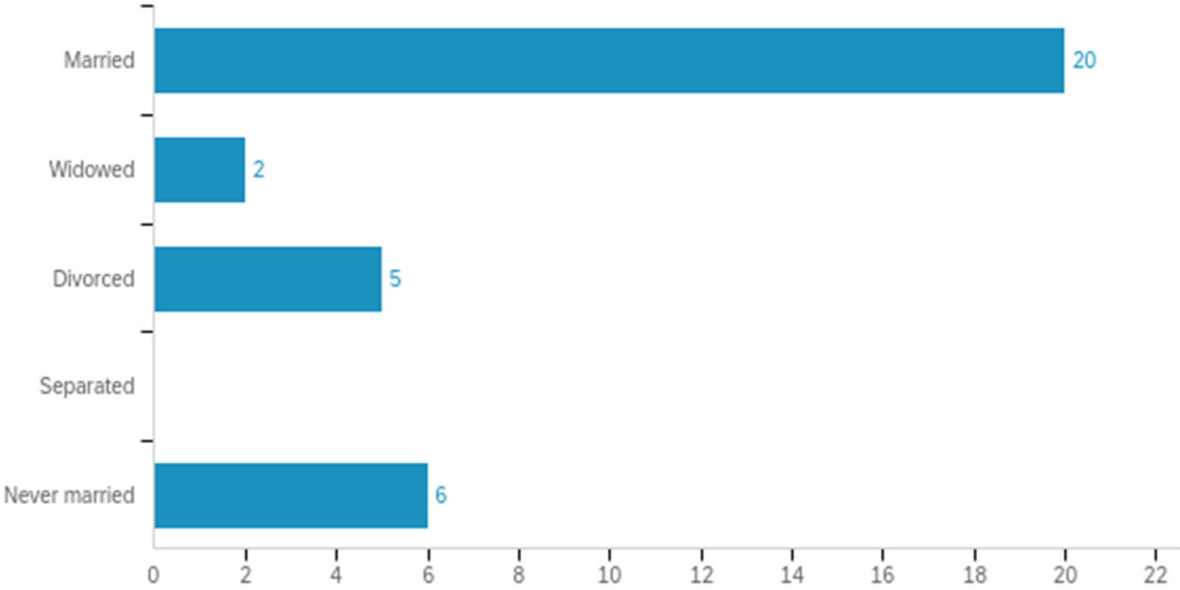


Please indicate your gender:

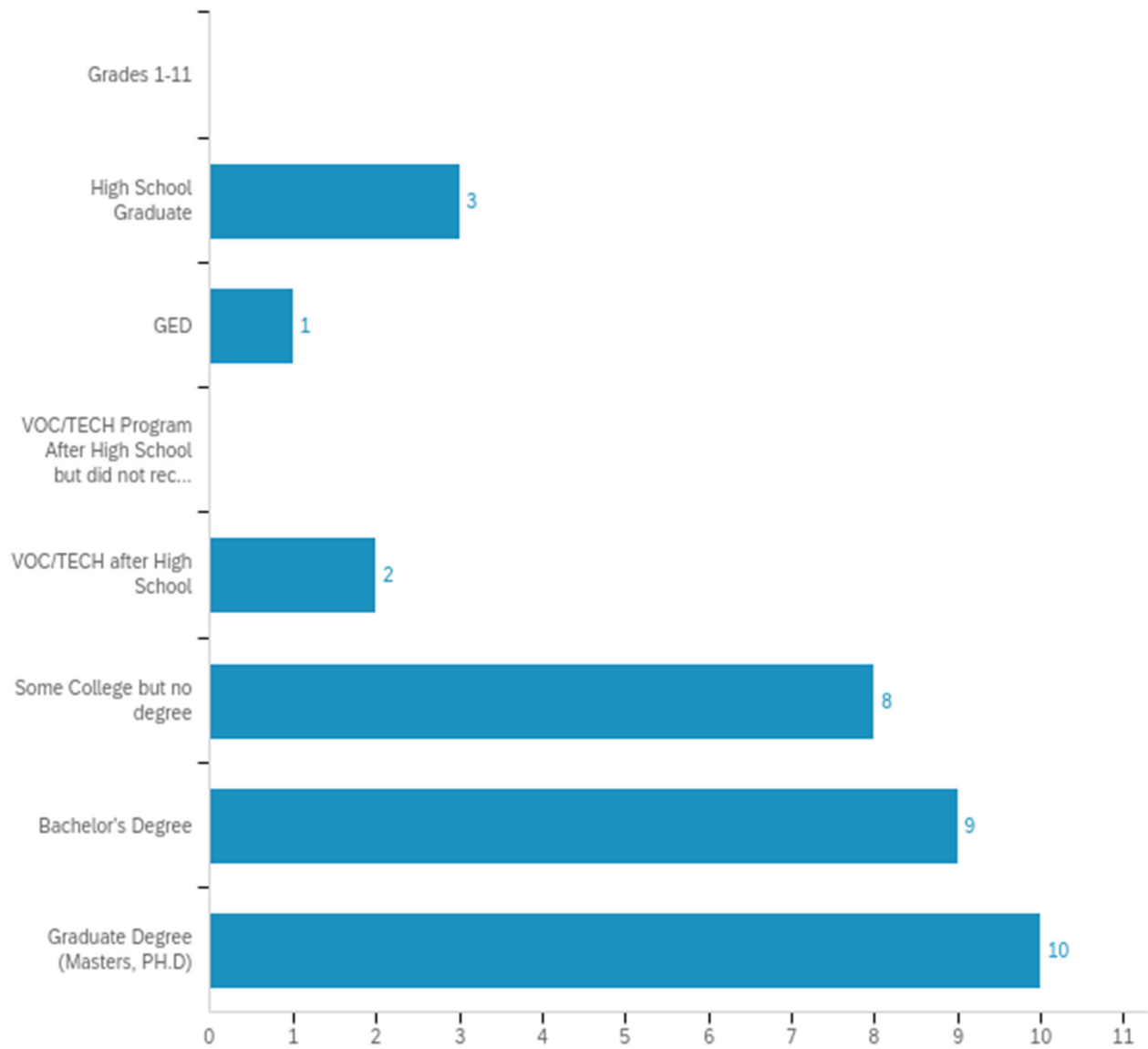




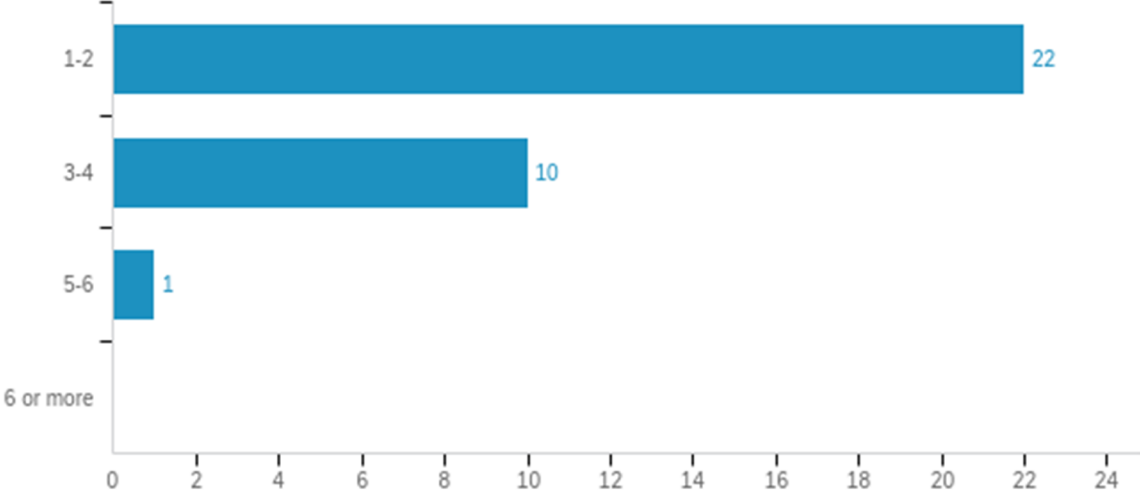
Are you currently ...



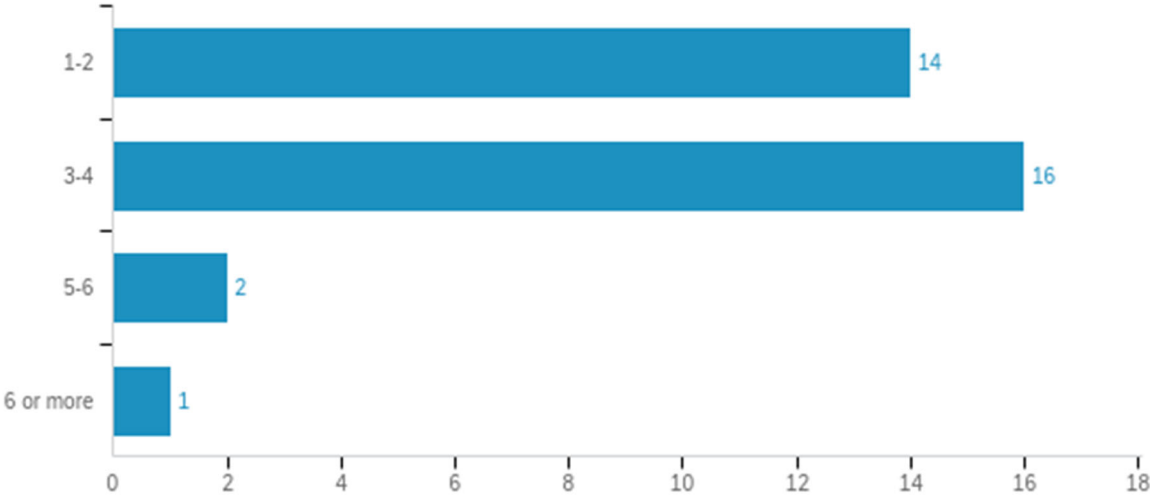
## What is the highest level of schooling you have completed?



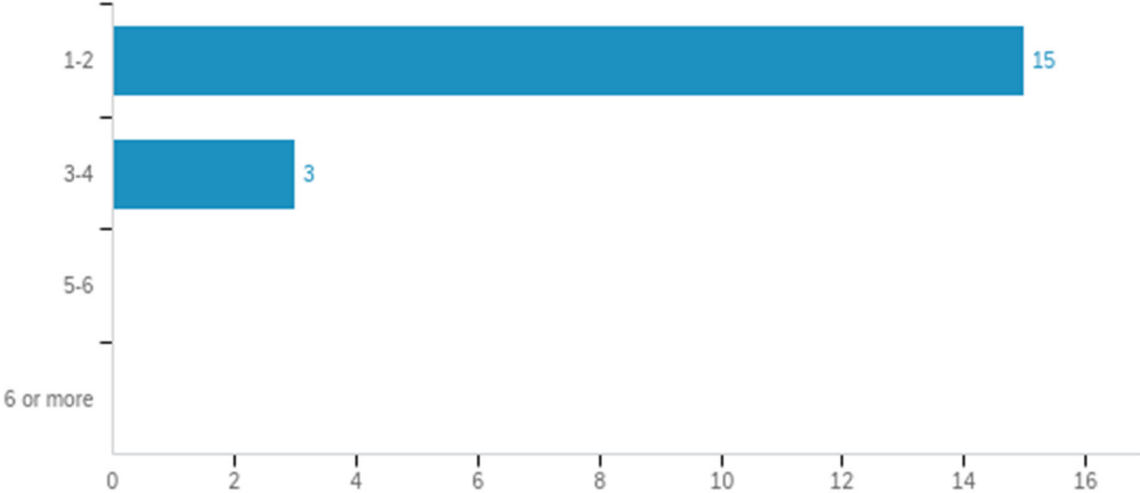
Please indicate how many adults aged 18 and older, including yourself, currently reside in your household?



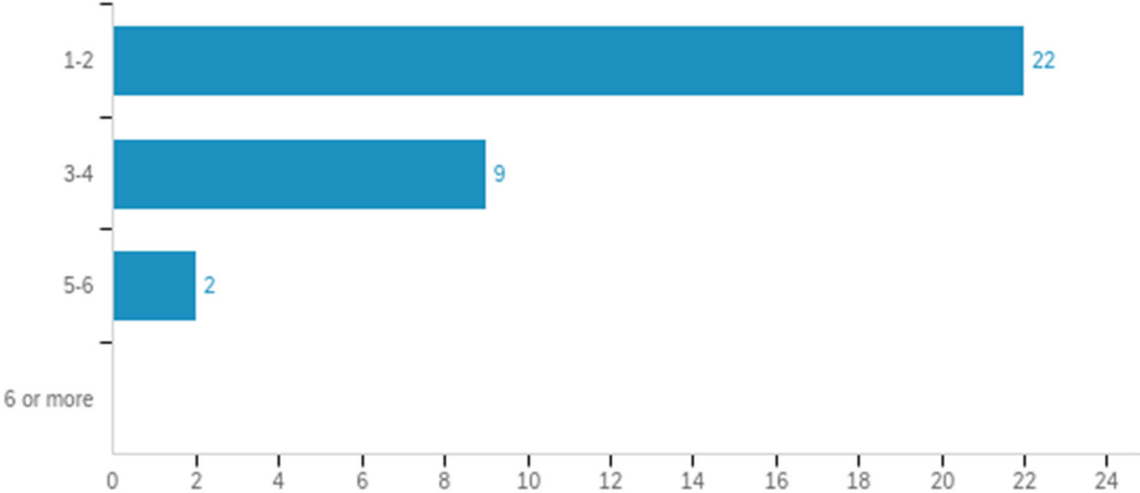
Please indicate how many children (under age 18) currently reside in your home?



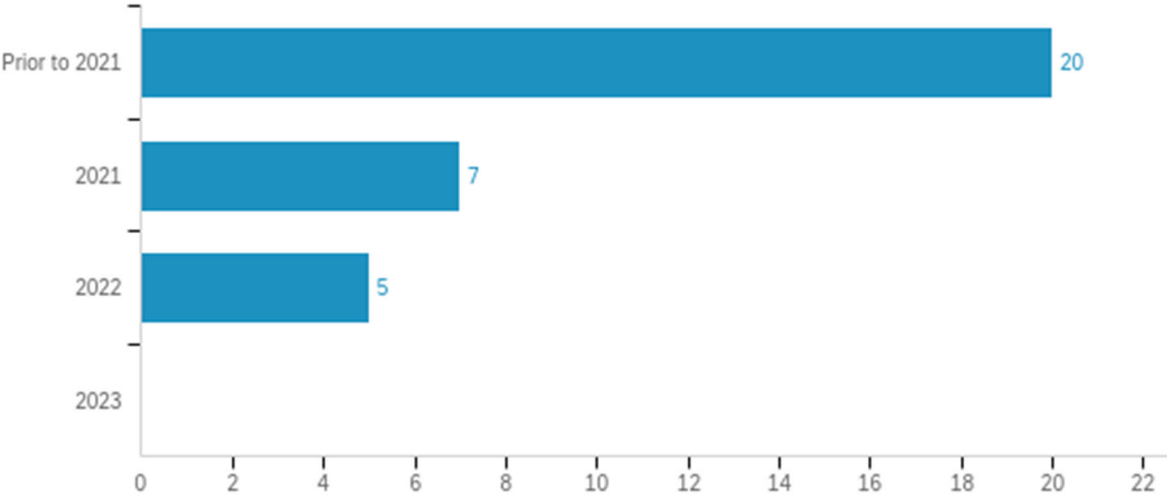
**Of the children living in your home, how many are your biological children?**



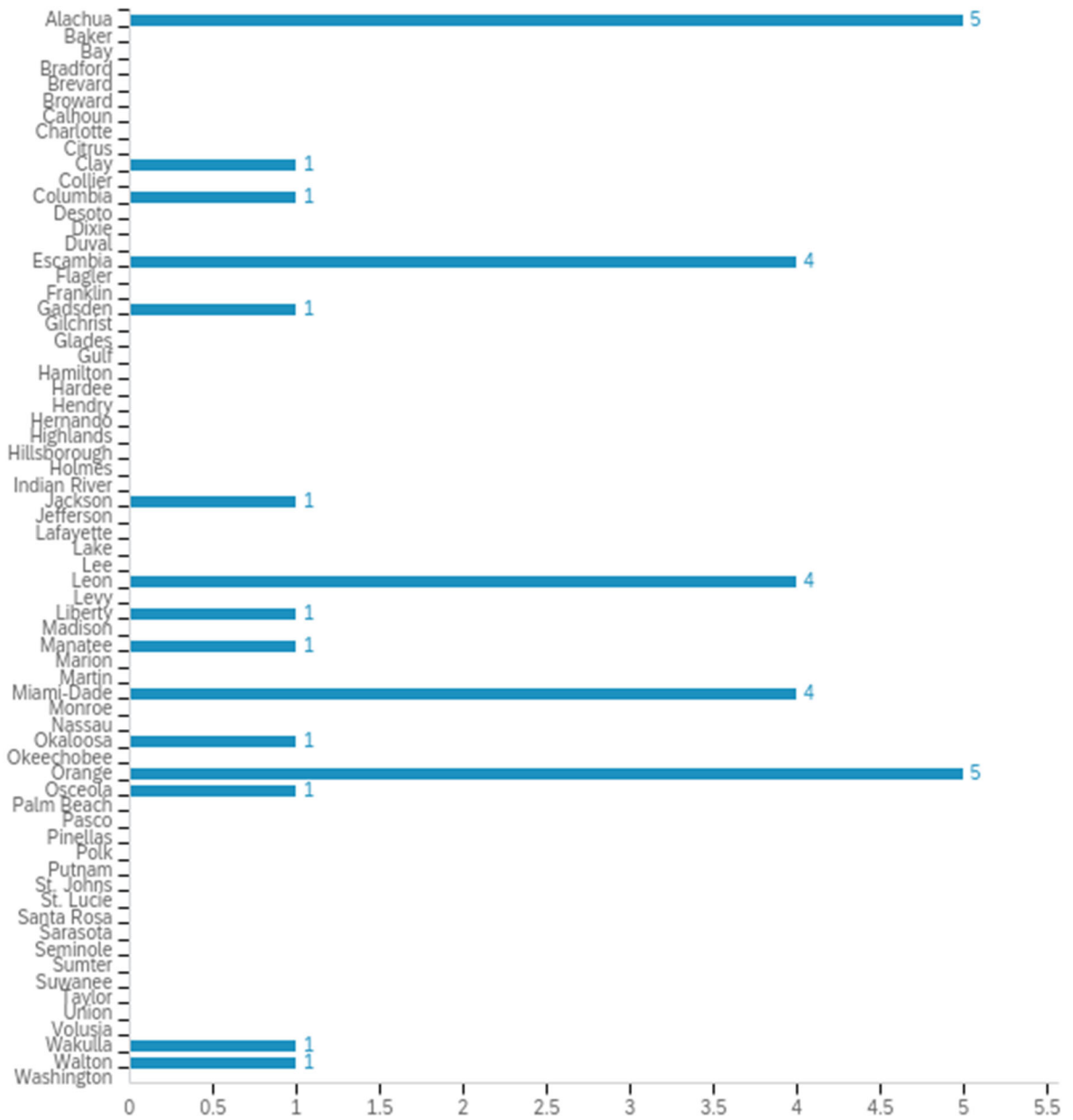
**Of the children living in your home, how many were adopted?**



**In what year did your first adoption finalize?**

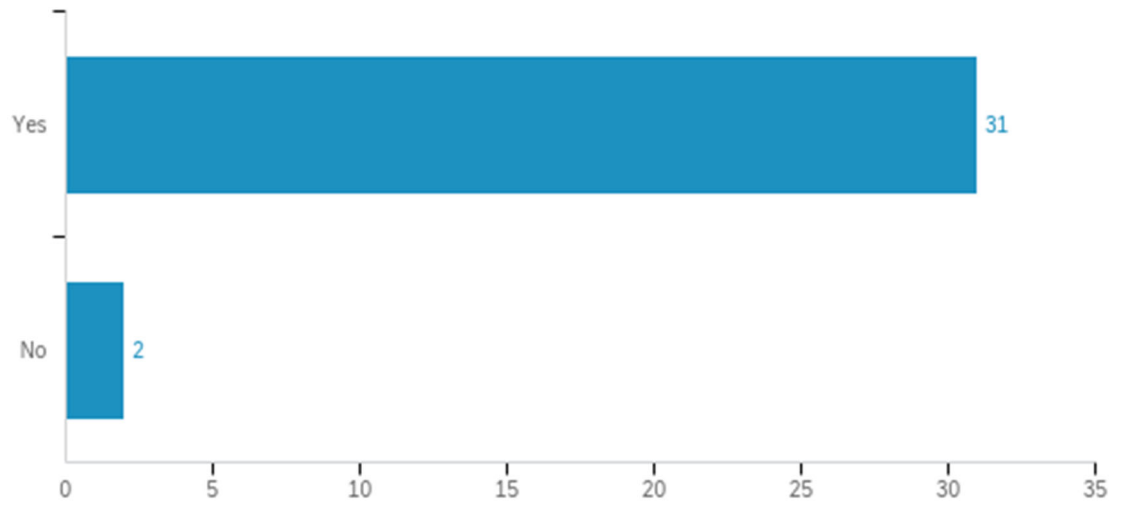


### In what county did you finalize your Adoption:

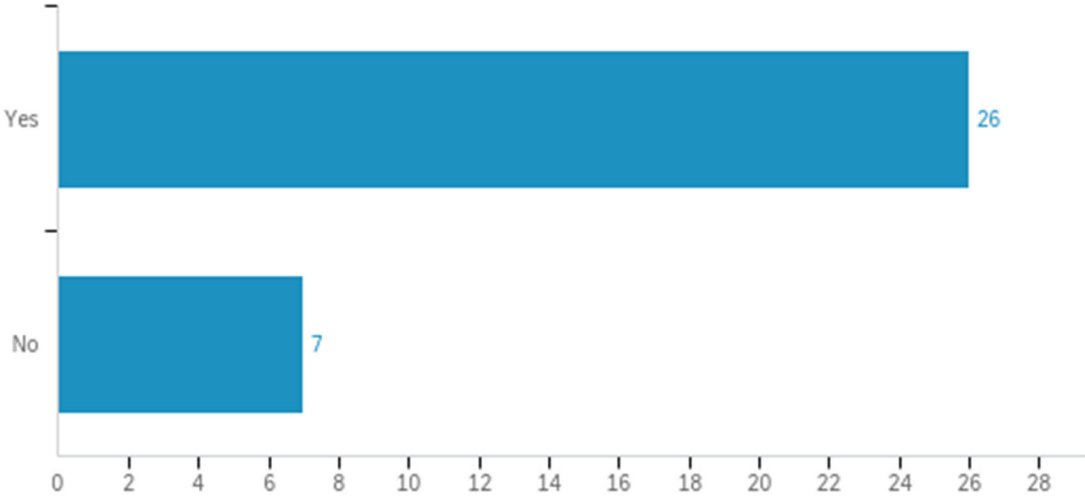




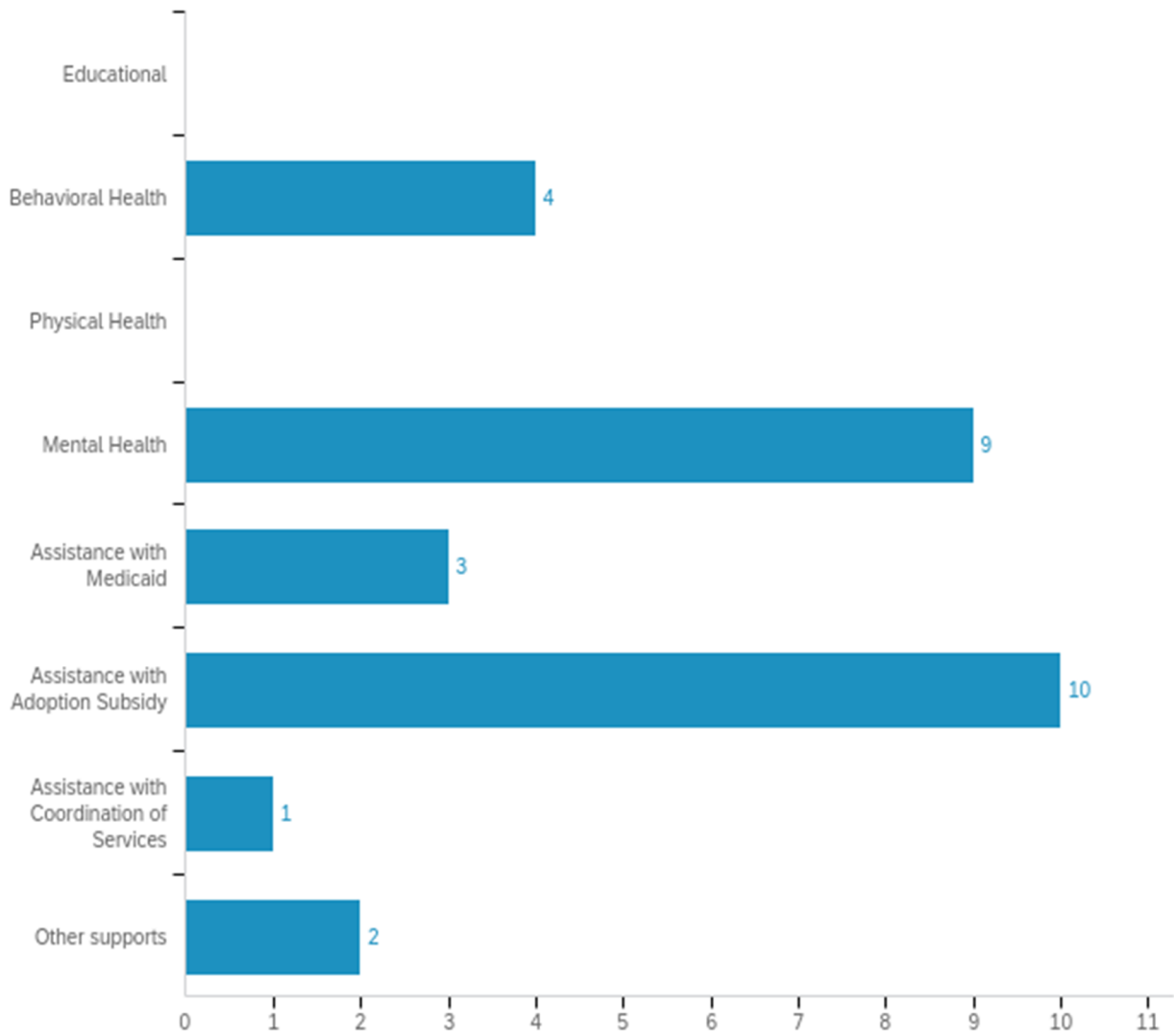
**Do you know how to contact your Post Adoption Service worker if services are needed?**



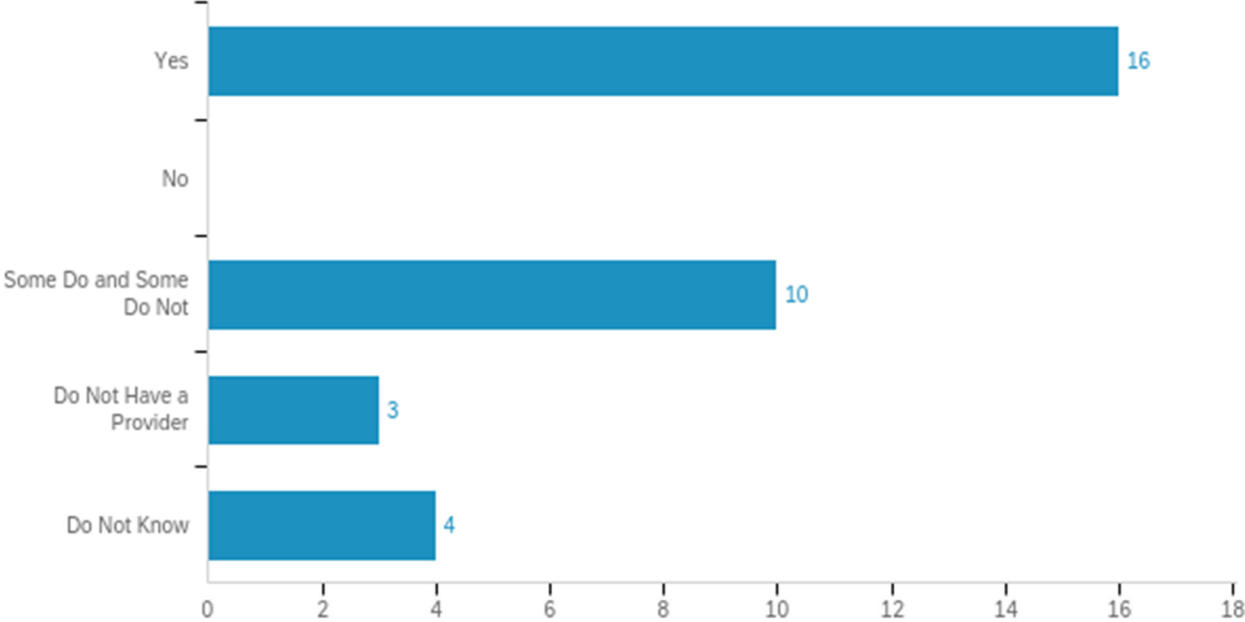
**Has your family received Post Adoption Services/Supports since finalization?**



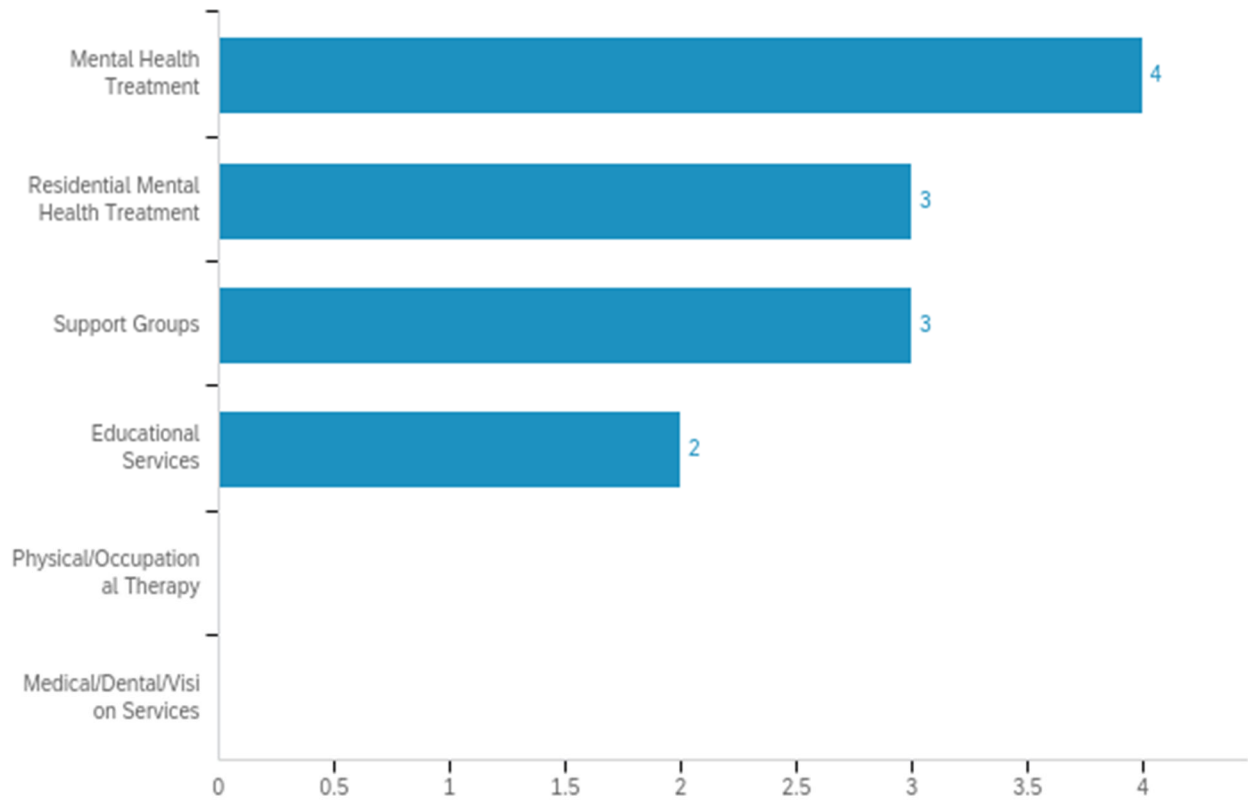
What type of Post Adoption Services has your family received. Please select all that apply.



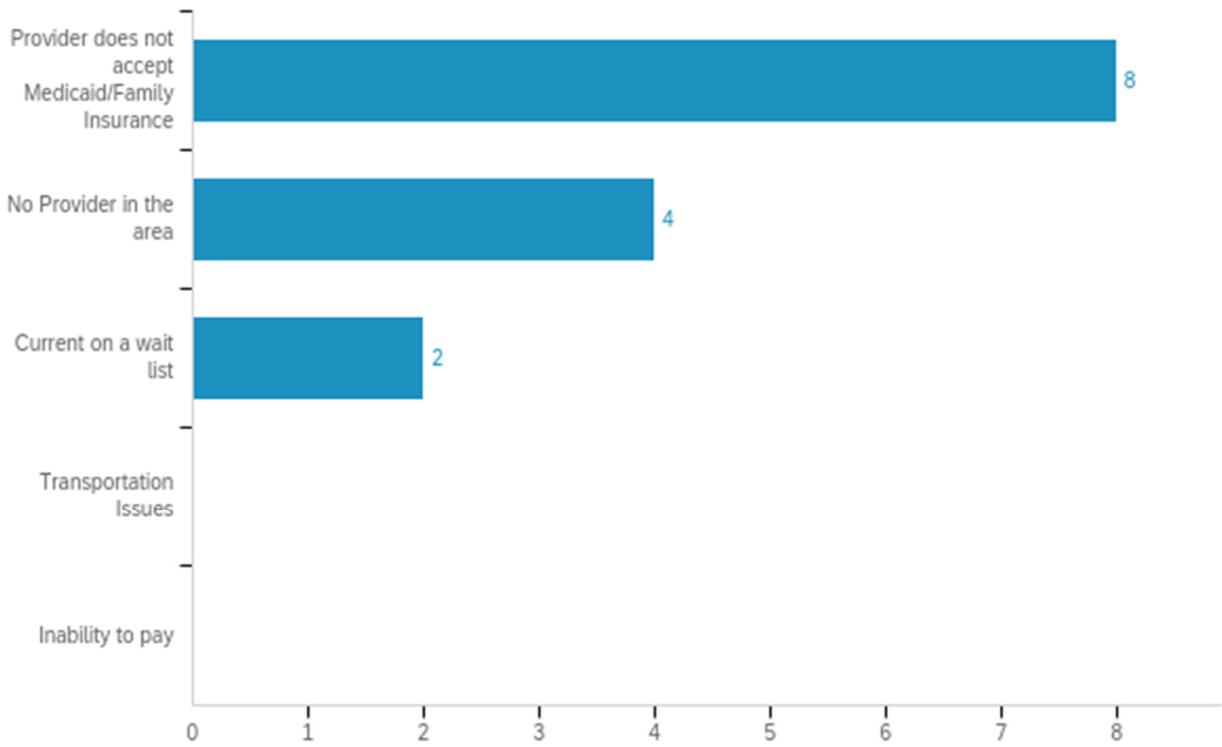
**Do you feel the providers of the Post Adoption Services that you received understood the issues that your adopted child and family have related to adoption?**



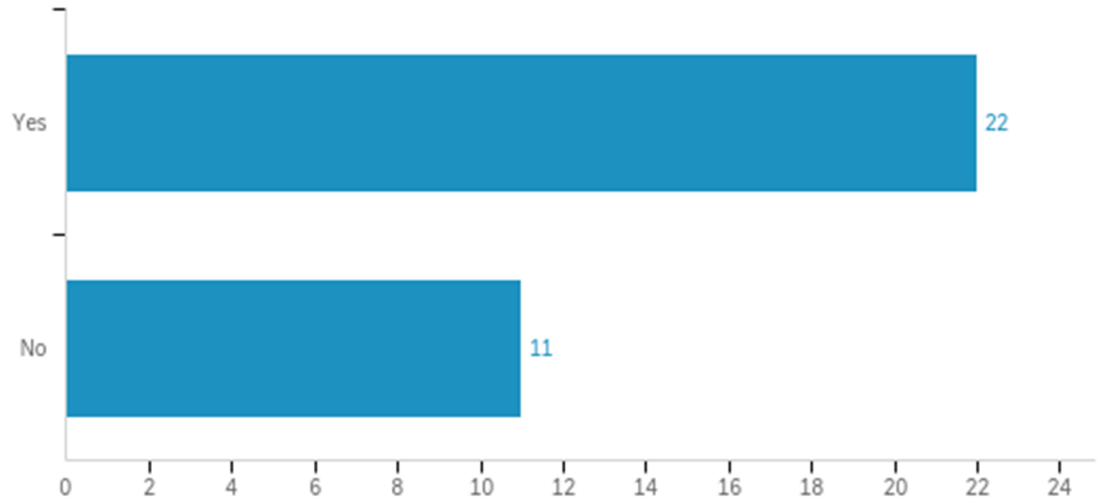
**What services have you tried to access but are unable to receive? Please select all that apply.**



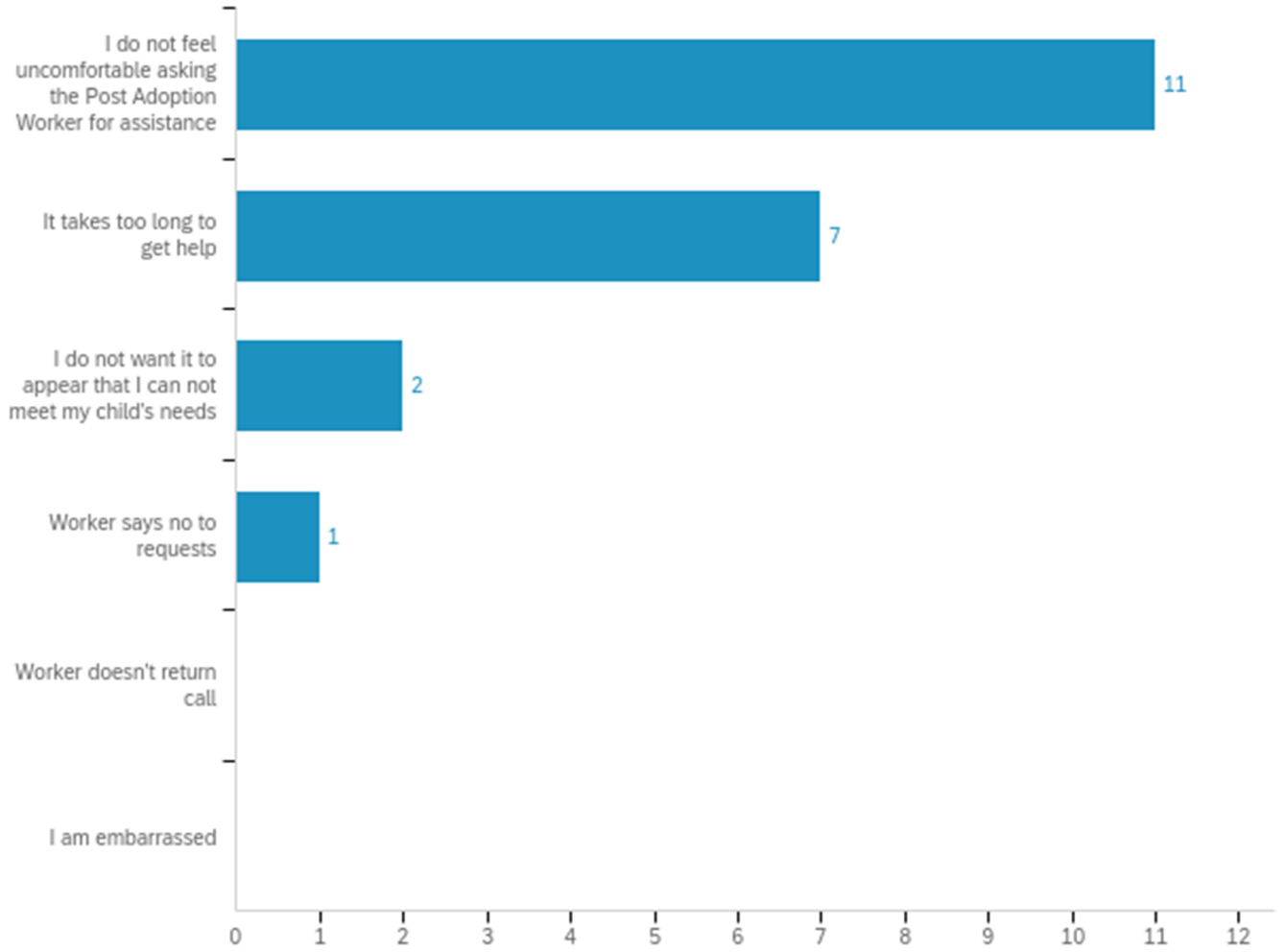
**A service my child and/or my family needs is unavailable because of the following:  
Please select all that apply.**



Do you feel comfortable asking your Post Adoption Worker for additional help/assistance?



**Please indicate why you are uncomfortable asking your Post Adoption Worker for additional help/assistance?**





Is there a service or support that you want your post adoption worker to provide that is currently not being provided? Please select all that apply.

