

**Cby25**<sup>®</sup> INITIATIVE

Florida is listening to  
Every Youth... *Every Year!*

**Welcome to your Florida Survey!**

**Spring  
2014**

**Ages 13 - 17  
CLICK HERE  
to take your survey!**

My Services<sup>®</sup>

Cby25<sup>®</sup> Initiative Inc. Presents the Spring 2014: 13-17 Year Old Survey Report For:

**State of Florida**

## About the My Services Survey:

2014 marks the fourth year that Cby25® Initiative has administered the *My Services Survey* to youth ages 13-17 in foster care. The survey consists of over 150 questions designed to provide insight into the foster care experience from the perspective of Florida's foster youth, and the degree to which foster care and Independent Living services are achieving their intended objectives. The My Services Survey includes questions about services required under Florida Statute and Administrative Code, combined with questions from the original IL Checklist, topics from Florida's Quality Parenting Initiative and the Gabriel Myers Workgroup, providing feedback from youth on the following aspects of their foster care experience: *Documentation, Education, Health & Wellbeing, Permanency, Life Skills, Employment, Placement, Teen Life and Visitation.*



The survey is administered twice a year, in the Spring and Fall. The following report contains the responses provided by the 1,272 youth in care who participated in the survey during the March 1st, 2014 - April 30, 2014 administration period.

### Survey Administration:

- 1- The survey is specific to youth ages 13-17 eligible for services under Florida Statute 409.1451. The questions are written in *youth friendly* language and are specific to the following age groups identified by DCF: Ages 13-14, Ages 15-16 & Age 17
- 2- The survey was designed in modules, with a 60 day survey period, in order to allow youth to save their work and return as needed to complete it. In addition, on-Line "Chat" Help and a phone helpdesk are available for support and assistance during the survey administration to ensure that youth have the privacy they need to answer the questions honestly. For these reasons, we ask caseworkers and foster parents to ensure youth have computer access to complete the survey but refrain from completing the survey with the youth.
- 3- The survey is administered on-line. Youth can access the survey from home, school or community locations. [Phone surveys were conducted by Cby25® Initiative staff with youth who requested a phone survey based on their individual preference or placement in a facility where internet access may be prohibited.]

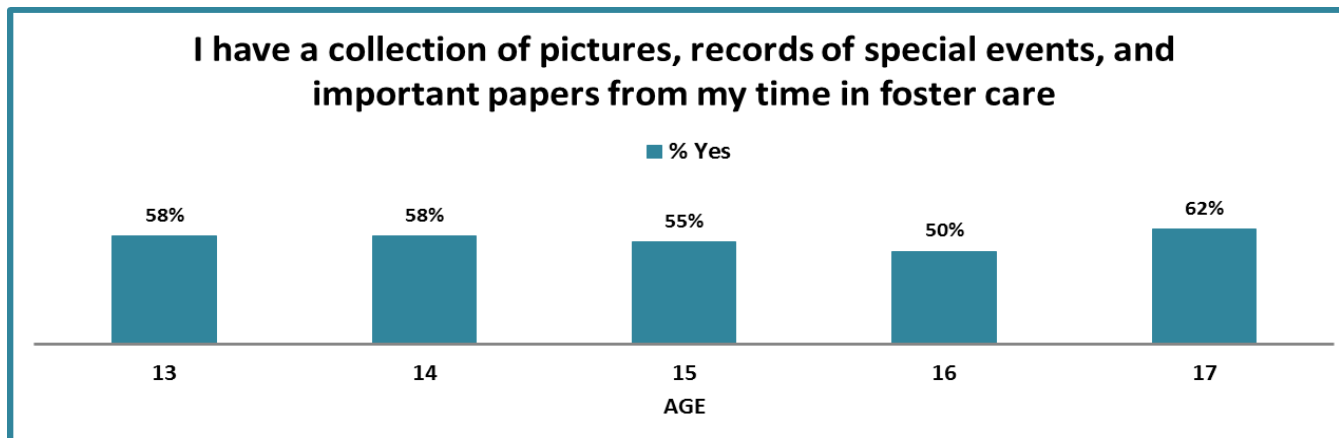
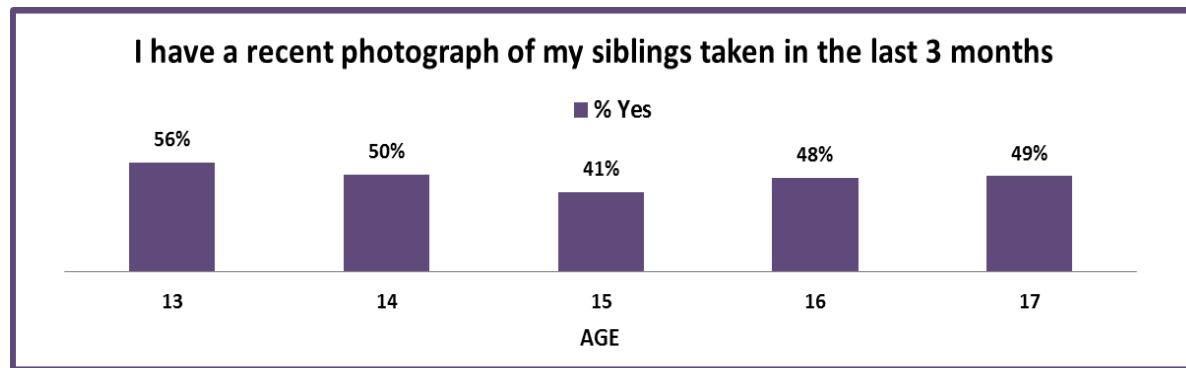
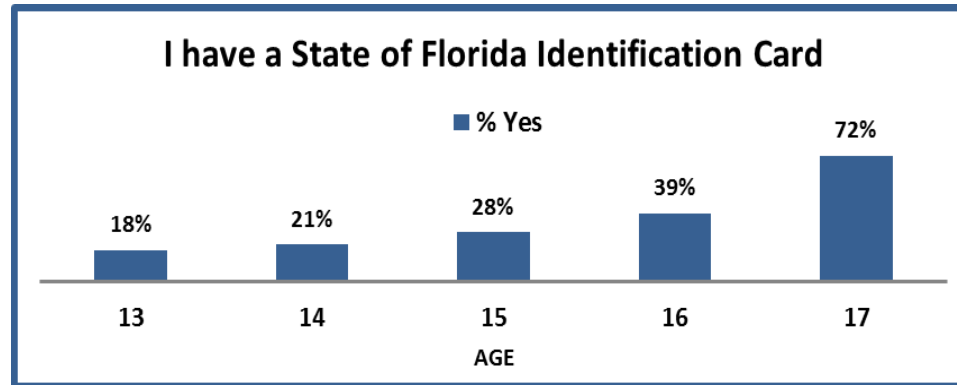
### For Reporting:

- 1- Youth responses are reported by question and by age. Similar topics are grouped together in the report.
- 2- For some questions a percentage response may have been calculated. In such cases, there is a reference and explanation.

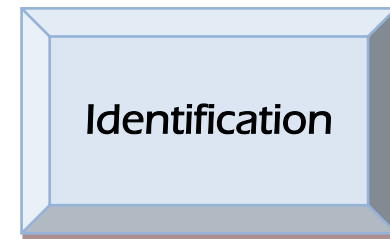
Diane M. Zambito  
Cby25® Initiative



# My Identification, History & Personal Memories



<b>I have a State of Florida Identification Card.</b>						
AGE	13	14	15	16	17	TOTAL
Yes	40	44	71	118	207	480
No	177	169	180	187	79	792
TOTAL	217	213	251	305	286	1272
Percent Yes	18%	21%	28%	39%	72%	38%



*Florida Statute requires that by age 17, youth have been provided with a State of Florida ID Card, an original or certified copy of their Birth Certificate and a current Medicaid card.*

<b>I have access to an original or certified copy of my Birth Certificate.</b>						
AGE	13	14	15	16	17	TOTAL
Yes	95	96	123	167	221	702
No	122	117	128	138	65	570
TOTAL	217	213	251	305	286	1272
Percent Yes	44%	45%	49%	55%	77%	55%

<b>I have access to my Medicaid Card.</b>						
AGE	13	14	15	16	17	TOTAL
Yes	87	89	109	140	170	595
No	130	124	142	165	116	677
TOTAL	217	213	251	305	286	1272
Percent Yes	40%	42%	43%	46%	59%	47%

<b>Do you know your Medicaid number?</b>				
AGE	15	16	17	TOTAL
Yes	40	64	77	181
No	211	241	209	661
TOTAL	251	305	286	842
Percent Yes	16%	21%	27%	21%

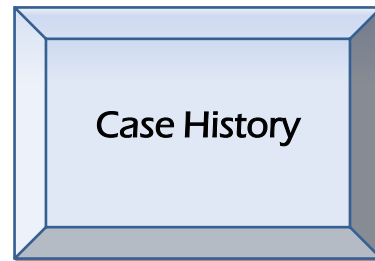
<b>I have my Social Security Card.</b>						
<b>AGE</b>	<b>13</b>	<b>14</b>	<b>15</b>	<b>16</b>	<b>17</b>	<b>TOTAL</b>
<b>Yes</b>	66	65	87	130	174	<b>522</b>
<b>No</b>	151	148	164	175	112	<b>750</b>
<b>TOTAL</b>	217	213	251	305	286	<b>1272</b>
<b>Percent Yes</b>	30%	31%	35%	43%	61%	<b>41%</b>

*Florida Statute requires that if a youth has received Social Security Insurance Benefits that are being held in trust, they are provided with a full accounting of those funds and information about how to access them.*

<b>The 305 youth who reported having a Master Trust Account were asked "In the last six months, someone has informed me of how much money is in my master trust account".</b>						
<b>AGE</b>	<b>13</b>	<b>14</b>	<b>15</b>	<b>16</b>	<b>17</b>	<b>TOTAL</b>
<b>Yes</b>	19	26	25	49	61	<b>180</b>
<b>No</b>	18	21	35	30	21	<b>125</b>
<b>TOTAL</b>	37	47	60	79	82	<b>305</b>
<b>Percent Yes</b>	51%	55%	42%	62%	74%	<b>59%</b>

**I have read some or parts of my dependency record.  
(Access to the Foster Care Case File)**

AGE	13	14	15	16	17	TOTAL
Yes	67	85	87	134	154	527
No	150	128	164	171	132	745
TOTAL	217	213	251	305	286	1272
Percent Yes	31%	40%	35%	44%	54%	41%

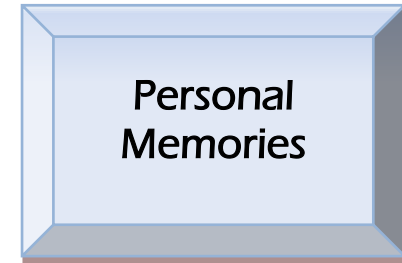


**I know who to ask to get my dependency records.  
(Access to the Foster Care Case File)**

AGE	13	14	15	16	17	TOTAL
Yes	115	125	141	197	198	776
No	102	88	110	108	88	496
TOTAL	217	213	251	305	286	1272
Percent Yes	53%	59%	56%	65%	69%	61%

**I have a recent photograph of myself taken in the last 3 months.**

AGE	13	14	15	16	17	TOTAL
Yes	173	162	192	234	240	1001
No	44	51	59	71	46	271
TOTAL	217	213	251	305	286	1272
Percent Yes	80%	76%	76%	77%	84%	79%



**I have a recent photograph of my siblings taken in the last 3 months.**

AGE	13	14	15	16	17	TOTAL
Yes	116	98	95	134	135	578
No	90	99	139	146	139	613
I do not have siblings	11	16	17	25	12	81
TOTAL	217	213	251	305	286	1272
Percent Yes [Does not include responses of "I do not have siblings"]	56%	50%	41%	48%	49%	49%

**I have a photograph of my relatives taken in the past year.**

AGE	13	14	15	16	17	TOTAL
Yes	108	99	109	145	147	608
No	109	114	142	160	139	664
TOTAL	217	213	251	305	286	1272
Percent Yes	50%	46%	43%	48%	51%	48%

<b>I have address and contact information for my relatives.</b>						
<b>AGE</b>	<b>13</b>	<b>14</b>	<b>15</b>	<b>16</b>	<b>17</b>	<b>TOTAL</b>
<b>Yes</b>	127	128	164	214	212	<b>845</b>
<b>No</b>	41	48	40	58	43	<b>230</b>
<b>I have some information, but there are other relatives I would like to have contact with</b>	49	37	47	33	31	<b>197</b>
<b>TOTAL</b>	217	213	251	305	286	<b>1272</b>
<b>Percent Yes</b> [Does not include responses of: "I have some information, but there are other relatives I would like to have contact with"]	76%	73%	80%	79%	83%	<b>79%</b>

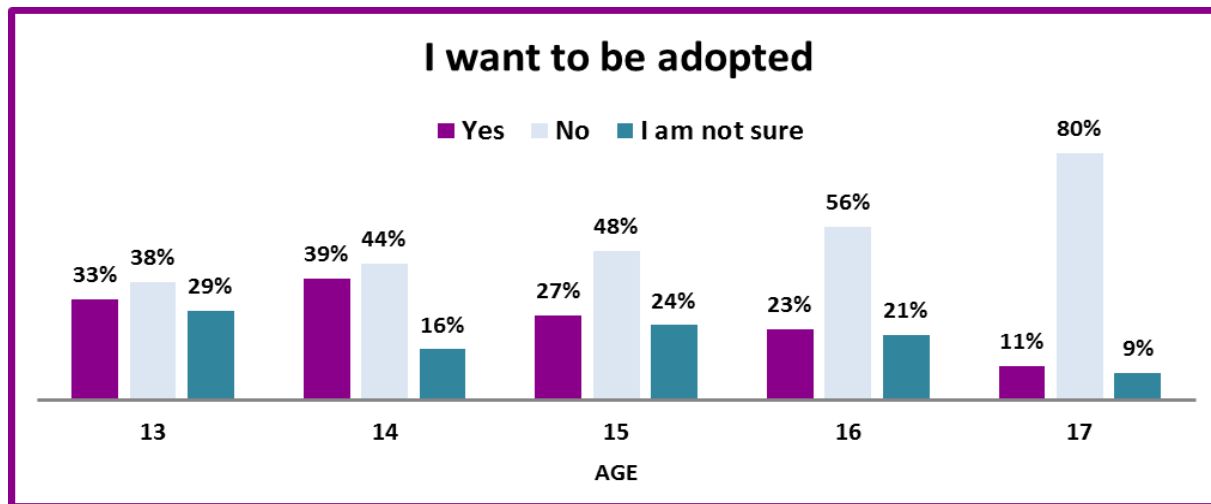
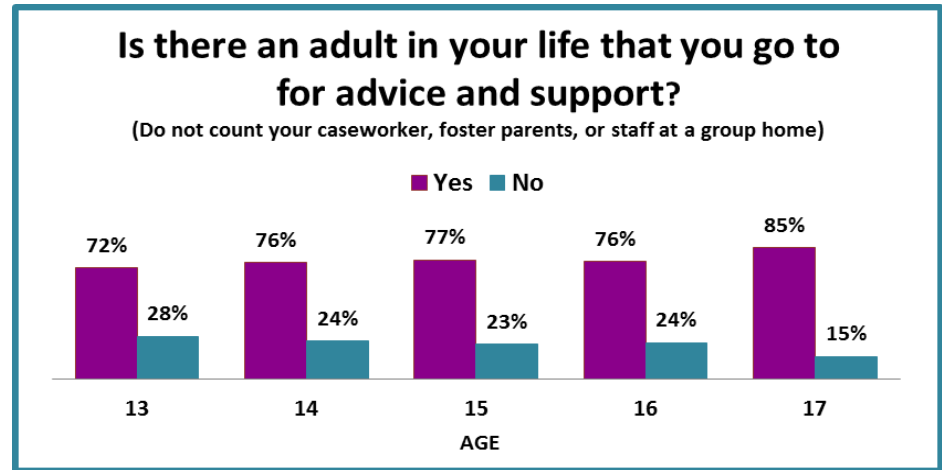
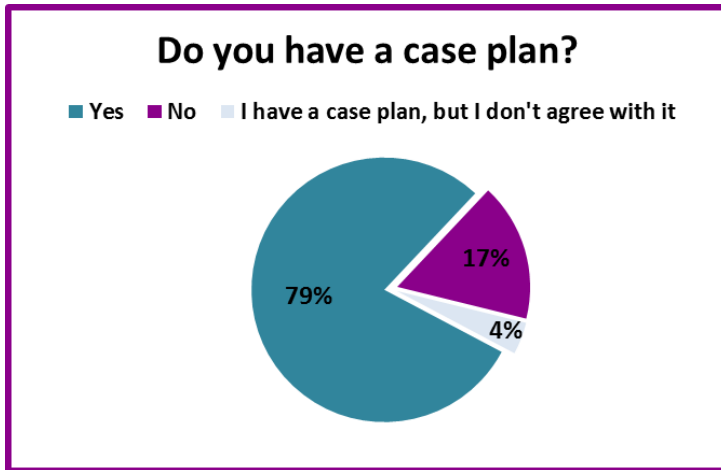
<b>I have a collection of pictures, records of special events, and important papers from my time in foster care.</b>						
<b>AGE</b>	<b>13</b>	<b>14</b>	<b>15</b>	<b>16</b>	<b>17</b>	<b>TOTAL</b>
<b>Yes</b>	126	124	137	154	178	<b>719</b>
<b>No</b>	91	89	114	151	108	<b>553</b>
<b>TOTAL</b>	217	213	251	305	286	<b>1272</b>
<b>Percent Yes</b>	58%	58%	55%	50%	62%	<b>57%</b>



# Being Informed and Involved

*Legal: Case Plans, Judicial Reviews, Permanency Goals & Court Hearings*

\*Only asked of youth 15 and older



## Court Hearings

Do you attend your foster care court hearings?							
AGE	13	14	15	16	17	TOTAL	%
Yes	94	97	129	172	178	670	53%
Sometimes	62	66	60	94	68	350	28%
No, but I want to attend my foster care court hearings	28	24	29	17	17	115	9%
I do not want to attend my foster care court hearings	33	26	33	22	23	137	11%
TOTAL	217	213	251	305	286	1272	

***Florida Statute requires that the youth [beginning at age 13] receive notice of judicial review hearings.***

***Florida Administrative Code requires that the youth is ensured transportation to judicial review hearings [Unless ordered otherwise by the Court].***

Effective June 1<sup>st</sup> 2012: The Rules of Procedure for Juvenile Court state the youth has a right to be present at all court hearings. The youth may ask to be excused from any hearing, or for a part of a hearing.

If the youth did not ask to be excused, and the youth is not present, the court must ask the other parties why the youth is not present, *unless* the court says that it is in the best interests of the youth that they are not present.

**Florida Statute requires the case plan to be developed in a face/face meeting with the youth and signed by the youth; unless the youth is not of an age or capacity to participate in the case-planning process.**

**Additionally, statute requires [when appropriate] the case plans for youth who are age 13 or older contain written descriptions of programs and services that assist with the transition from foster care to independent living.**

Do you have a case plan?				
AGE	15	16	17	TOTAL
Yes	185	238	244	667
No	53	53	36	142
I have a case plan but I don't agree with it	13	14	6	33
<b>TOTAL</b>	<b>251</b>	<b>305</b>	<b>286</b>	<b>842</b>
<b>Percent Yes</b> [Includes responses of: "I have a case plan but I don't agree with it"]	<b>79%</b>	<b>83%</b>	<b>87%</b>	<b>83%</b>

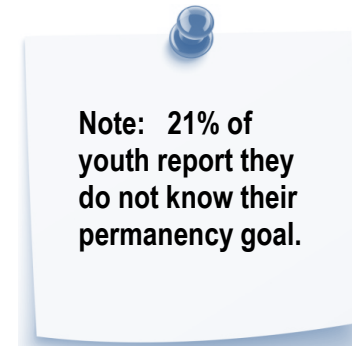
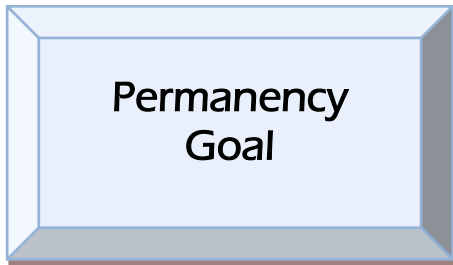
## Case Plans

Note: 21 % of survey participants report they do not have a case plan or they do not agree with their case plan.

Youth who responded that they have a case plan were asked the following two questions:

Did you help develop your case plan?				
AGE	15	16	17	TOTAL
Yes	102	151	182	435
No	96	101	68	265
<b>TOTAL</b>	<b>198</b>	<b>252</b>	<b>250</b>	<b>700</b>
<b>Percent Yes</b>	<b>52%</b>	<b>60%</b>	<b>73%</b>	<b>62%</b>

I have a copy of my signed case plan.				
AGE	15	16	17	TOTAL
Yes	60	98	114	272
No	138	154	136	428
<b>TOTAL</b>	<b>198</b>	<b>252</b>	<b>250</b>	<b>700</b>
<b>Percent Yes</b>	<b>30%</b>	<b>39%</b>	<b>46%</b>	<b>39%</b>



<b>I understand my court approved permanency goal is:</b>							
<b>AGE</b>	<b>13</b>	<b>14</b>	<b>15</b>	<b>16</b>	<b>17</b>	<b>TOTAL</b>	<b>%</b>
<b>Reunification with my mother</b>	41	42	51	50	21	<b>205</b>	<b>16%</b>
<b>Reunification with my father</b>	11	8	12	14	7	<b>52</b>	<b>4%</b>
<b>Reunification with the family from which I was removed</b>	21	18	14	18	10	<b>81</b>	<b>6%</b>
<b>Adoption</b>	79	75	70	74	32	<b>330</b>	<b>26%</b>
<b>Placement with relative</b>	12	8	14	18	11	<b>63</b>	<b>5%</b>
<b>Legal guardianship</b>	6	7	7	9	10	<b>39</b>	<b>3%</b>
<b>Another planned permanent living arrangement</b>	2	9	27	63	129	<b>230</b>	<b>18%</b>
<b>I do not know what my permanency goal is</b>	45	46	56	59	66	<b>272</b>	<b>21%</b>
<b>TOTAL</b>	217	213	251	305	286	<b>1272</b>	

## Do you understand what your permanency goal means?

AGE	13	14	15	16	17	TOTAL
Yes	167	167	201	247	248	1030
No	50	46	50	58	38	242
TOTAL	217	213	251	305	286	1272
Percent Yes	77%	78%	80%	81%	87%	81%

## I understand that I am entitled to have the courts review my permanency goal.

AGE	13	14	15	16	17	TOTAL
Yes	182	186	219	266	266	1119
No	35	27	32	39	20	153
TOTAL	217	213	251	305	286	1272
Percent Yes	84%	87%	87%	87%	93%	88%

Adoption

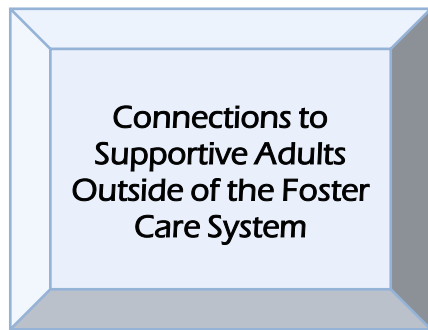

## I want to be adopted.

AGE	13	14	15	16	17	TOTAL
Yes	71	84	69	70	32	326
No	83	94	121	171	229	698
I am not sure	63	35	61	64	25	248
TOTAL	217	213	251	305	286	1272
Percent Yes	33%	39%	27%	23%	11%	26%

*Permanency Arrangements, including the child's wishes regarding adoption, should be addressed at each Staffing and Judicial Review.*

<b>Is there an adult in your life that you go to for advice and support? (DO NOT count your caseworker, foster parents, or staff at a group home)</b>						
<b>AGE</b>	<b>13</b>	<b>14</b>	<b>15</b>	<b>16</b>	<b>17</b>	<b>TOTAL</b>
<b>Yes</b>	157	161	194	233	244	<b>989</b>
<b>No</b>	60	52	57	72	42	<b>283</b>
<b>TOTAL</b>	217	213	251	305	286	<b>1272</b>
<b>Percent Yes</b>	72%	76%	77%	76%	85%	78%

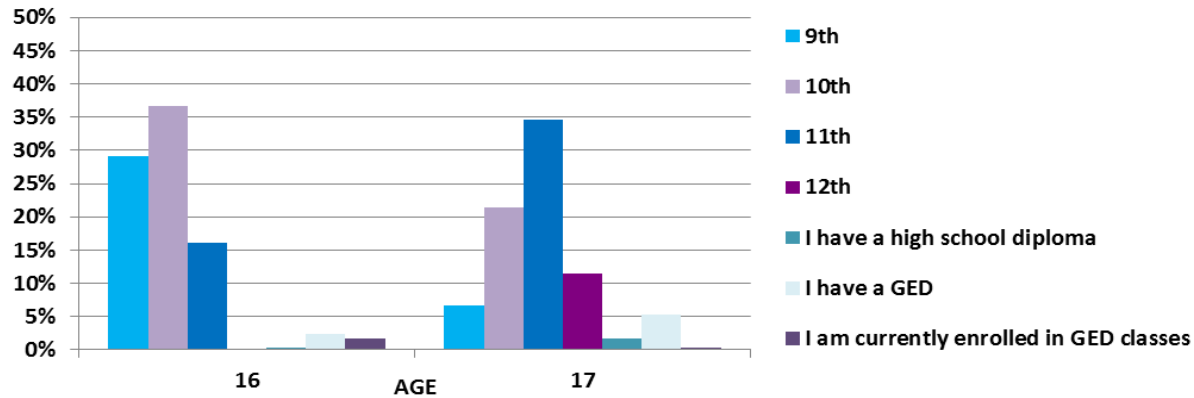
If youth responded "Yes", they were asked:



<b>Is this adult involved in helping you understand the services you should receive while you are in foster care?</b>						
<b>AGE</b>	<b>13</b>	<b>14</b>	<b>15</b>	<b>16</b>	<b>17</b>	<b>TOTAL</b>
<b>Yes</b>	126	130	150	190	196	<b>792</b>
<b>No</b>	31	31	44	43	48	<b>197</b>
<b>TOTAL</b>	157	161	194	233	244	<b>989</b>
<b>Percent Yes</b>	80%	81%	77%	82%	80%	80%

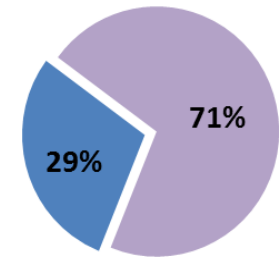
# Educational Achievement

## What grade are you in?

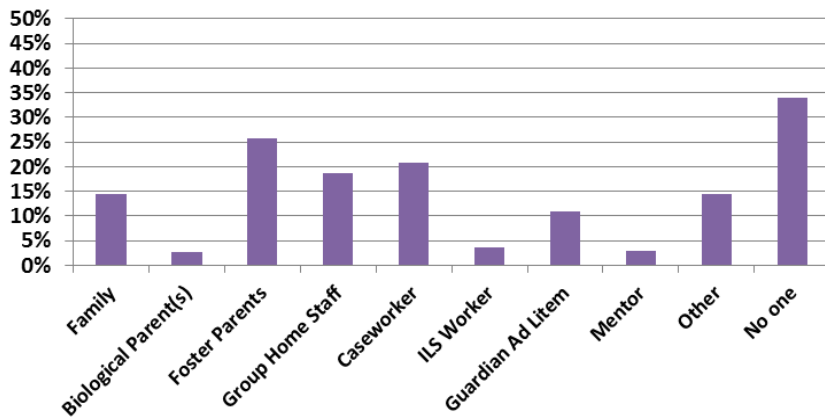


## Do you have an Education & Career Path Plan?

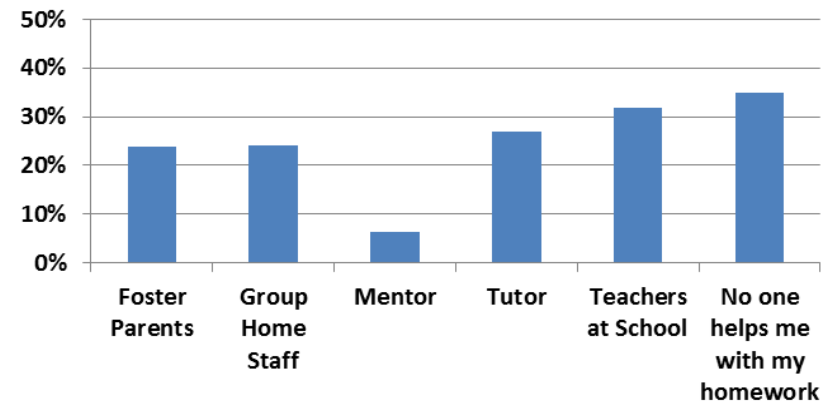
■ Yes ■ No



## During this school year, who attended parent/teacher conferences with you?



## Who helps you with your homework? (Select all that apply)



**Educational  
Status**

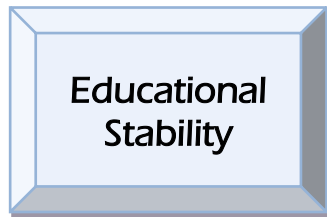
<b>What grade are you in?</b>							
<b>AGE</b>	<b>13</b>	<b>14</b>	<b>15</b>	<b>16</b>	<b>17</b>	<b>TOTAL</b>	<b>%</b>
<b>6th</b>	48	10	0	0	0	<b>58</b>	<b>5%</b>
<b>7th</b>	115	50	13	4	1	<b>183</b>	<b>14%</b>
<b>8th</b>	53	104	69	14	1	<b>241</b>	<b>19%</b>
<b>9th</b>	1	47	102	89	19	<b>258</b>	<b>20%</b>
<b>10th</b>	0	1	65	112	61	<b>239</b>	<b>19%</b>
<b>11th</b>	0	1	1	49	99	<b>150</b>	<b>12%</b>
<b>12th</b>	0	0	0	0	33	<b>33</b>	<b>3%</b>
<b>I have a high school diploma</b>	n/a	n/a	0	1	5	<b>6</b>	<b>0%</b>
<b>I have a GED</b>	n/a	n/a	0	7	15	<b>22</b>	<b>2%</b>
<b>Does not apply to me</b>	n/a	n/a	1	24	51	<b>76</b>	<b>6%</b>
<b>I am currently enrolled in GED classes</b>	n/a	n/a	n/a	5	1	<b>6</b>	<b>0%</b>
<b>TOTAL</b>	217	213	251	305	286	<b>1272</b>	



In this school year have you changed schools?						
AGE	13	14	15	16	17	TOTAL
Yes	103	98	135	151	139	626
No	114	115	116	154	147	646
TOTAL	217	213	251	305	286	1272
Percent Yes	47%	46%	54%	50%	49%	49%

*A youth may change schools as a progression in grade (such as moving from junior high to middle school) however for the youth ages 13-17 we would not expect the youth to experience 2-3 school moves in a 12 month time period.*

If youth responded "Yes", they were asked:



How many schools have you attended?							
AGE	13	14	15	16	17	TOTAL	%
2	68	60	85	77	89	379	61%
3	20	22	31	43	33	149	24%
4 or more	15	16	19	31	17	98	16%
TOTAL	103	98	135	151	139	626	

Is the plan for you to stay in your current school or education program?						
AGE	13	14	15	16	17	TOTAL
Yes	176	163	173	229	225	966
No	41	50	78	76	61	306
TOTAL	217	213	251	305	286	1272
Percent Yes	81%	77%	69%	75%	79%	76%

If youth responded "No", they were asked:



Do you agree with changing your school or education program?							
AGE	13	14	15	16	17	TOTAL	%
I agree with changing my school or education program	31	40	56	57	47	231	75%
I DO NOT agree with changing my school or education program	10	10	22	19	14	75	25%
TOTAL	41	50	78	76	61	306	

*Florida Statute requires that the case plan for youth 13 years of age and older includes an educational and career path plan based upon their abilities and interests.*

<b>Do you have an Education &amp; Career Path Plan?</b> (This may be your EPEP)						
AGE	13	14	15	16	17	TOTAL
Yes	49	48	74	89	108	<b>368</b>
No	168	165	177	216	178	<b>904</b>
<b>TOTAL</b>	217	213	251	305	286	<b>1272</b>
Percent Yes	23%	23%	29%	29%	38%	<b>29%</b>

<b>I have an IEP (Individualized Education Plan).</b>						
AGE	13	14	15	16	17	TOTAL
Yes	74	91	97	120	119	<b>501</b>
No	57	57	77	92	98	<b>381</b>
I don't know	86	65	77	93	69	<b>390</b>
<b>TOTAL</b>	217	213	251	305	286	<b>1272</b>

<b>I have a school 504 plan.</b>						
AGE	13	14	15	16	17	TOTAL
Yes	27	26	34	33	25	<b>145</b>
No	63	71	86	120	116	<b>456</b>
I don't know	127	116	131	152	145	<b>671</b>
<b>TOTAL</b>	217	213	251	305	286	<b>1272</b>

## During this school year, who attended parent/teacher conferences with you?

[Select all that apply] \* % = # of responses / 1272 respondents

AGE	13	14	15	16	17	TOTAL	*%
Biological Parent(s)/Family	8	7	8	6	6	35	3%
Family	69	51	7	12	44	183	14%
Foster Parents	53	53	86	75	60	327	26%
Group Home Staff	27	35	55	71	49	237	19%
Caseworker	29	43	50	76	66	264	21%
ILS Worker	5	5	5	11	20	46	4%
Guardian Ad Litem	24	24	30	28	32	138	11%
Mentor	0	4	7	8	19	38	3%
Other	16	20	19	18	110	183	14%
No one attended my parent/teacher conferences	57	57	84	117	117	432	34%
<b>TOTAL</b>	288	299	351	422	523	1883	

## Who helps you with your homework?

[Select all that apply] \* % = # of responses / 1272 respondents

AGE	13	14	15	16	17	TOTAL	*%
Foster Parents	86	52	64	56	46	304	24%
Group Home Staff	47	56	60	71	72	306	24%
Mentor	13	12	20	18	18	81	6%
Tutor	65	58	68	98	55	344	27%
Teachers at School	73	78	87	101	67	406	32%
No one helps me with my homework	56	71	78	110	129	444	35%
<b>TOTAL</b>	340	327	377	454	387	1885	

Support to be  
Successful in  
School

**Do your foster parents or group home staff review your school grades and report card with you?**

AGE	13	14	15	16	17	TOTAL
Yes	187	186	209	240	199	1021
No	30	27	42	65	87	251
<b>TOTAL</b>	217	213	251	305	286	1272
Percent Yes	86%	87%	83%	79%	70%	80%

**Does your caseworker review your school grades and report card with you?**

AGE	13	14	15	16	17	TOTAL
Yes	159	154	162	200	183	858
No	58	59	89	105	103	414
<b>TOTAL</b>	217	213	251	305	286	1272
Percent Yes	73%	72%	65%	66%	64%	67%

**Post Secondary  
Education Planning**

**What is your educational goal?**

AGE	13	14	15	16	17	TOTAL	%
High School Regular Diploma	69	63	86	118	97	433	34%
High School Special Diploma	24	8	17	14	14	77	6%
GED program	5	9	14	34	52	114	9%
Associates Degree	4	4	6	10	16	40	3%
Bachelors Degree	45	48	39	44	41	217	17%
Masters Program or Higher	42	47	62	46	43	240	19%
Vocational	2	2	3	6	8	21	2%
Military	21	24	19	18	9	91	7%
Apprenticeship	0	0	2	2	1	5	0%
No further education past 16	5	8	3	13	5	34	3%
<b>TOTAL</b>	217	213	251	305	286	1272	

**I have information on the tuition waiver.**

AGE	15	16	17	TOTAL
Yes	91	111	165	367
No	160	194	121	475
TOTAL	251	305	286	842
Percent Yes	36%	36%	58%	44%

**I have been explained information on the Bright Futures Scholarship program including information on application deadlines and grade point requirements.**

\*Asked only of youth in 9th grade or above, OR age 15 and older.

AGE	13	14	15	16	17	TOTAL
Yes	0	22	105	146	171	444
No	1	27	146	159	115	448
TOTAL	1	49	251	305	286	892
Percent Yes	0%	45%	42%	48%	60%	50%

*Florida Administrative Code requires that youth are provided with information about the tuition waiver, Bright Futures and other grant and scholarship opportunities.*

**I have been explained information on other grants, scholarships and waivers.**

\*Asked only of youth in 9th grade or above, OR age 15 and older.

AGE	13	14	15	16	17	TOTAL
Yes	0	26	121	154	186	487
No	1	23	130	151	100	405
TOTAL	1	49	251	305	286	892
Percent Yes	0%	53%	48%	50%	65%	55%

**Have you applied for other scholarships and grants?**

AGE	15	16	17	TOTAL
Yes	17	18	36	71
No	234	287	250	771
TOTAL	251	305	286	842
Percent Yes	7%	6%	13%	8%

**I have completed my FAFSA.  
(Free Application for Federal Student Aid)**

\*Asked only of youth in 12th grade and high school/GED graduates

AGE	15	16	17	TOTAL
Yes	0	5	28	33
No	0	3	25	28
TOTAL	0	8	53	61
Percent Yes	0%	63%	53%	54%

**Required : Florida Statute and/or Administrative Code**

**My caseworker has explained to me that I may be eligible for a State of Florida Tuition Waiver and other benefits if I leave foster care to legal guardianship if after the age of 16.**

AGE	15	16	17	TOTAL
Yes	126	178	226	530
No	125	127	60	312
<b>TOTAL</b>	251	305	286	<b>842</b>
<b>Percent Yes</b>	50%	58%	79%	<b>63%</b>

**My caseworker has explained to me that I may be eligible for a State of Florida Tuition Waiver and other benefits if I am adopted after the age of 16.**

AGE	15	16	17	TOTAL
Yes	113	173	210	496
No	138	132	76	346
<b>TOTAL</b>	251	305	286	<b>842</b>
<b>Percent Yes</b>	45%	57%	73%	<b>59%</b>

**I have completed the following admissions/vocational tests:**

[Select all that apply] \* % = # of responses / 658 respondents

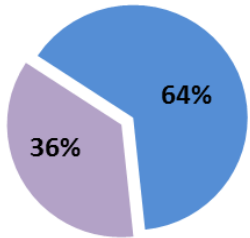
\*Asked of youth ages 15 and older and in 9<sup>th</sup> grade or above.

AGE	15	16	17	TOTAL	*%
PSAT	25	31	38	94	14%
SAT	7	23	22	52	8%
ACT	2	14	35	51	8%
College Placement Test	5	8	23	36	5%
ASVAB (Armed Services Vocational Aptitude Battery)	1	5	13	19	3%
None	134	200	151	485	74%
<b>TOTAL</b>	174	281	282	<b>737</b>	

# Prepared for Employment & Employment Experience

**I am getting job experience by volunteering**

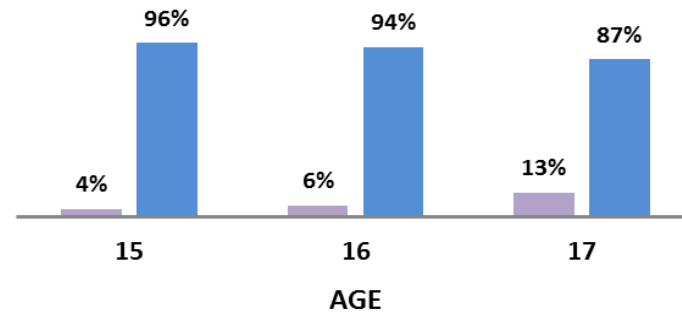
■ Yes ■ No



\*Only asked of youth age 15 and older.

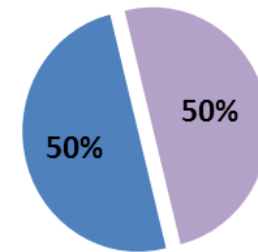
**I am currently employed**

■ Yes ■ No



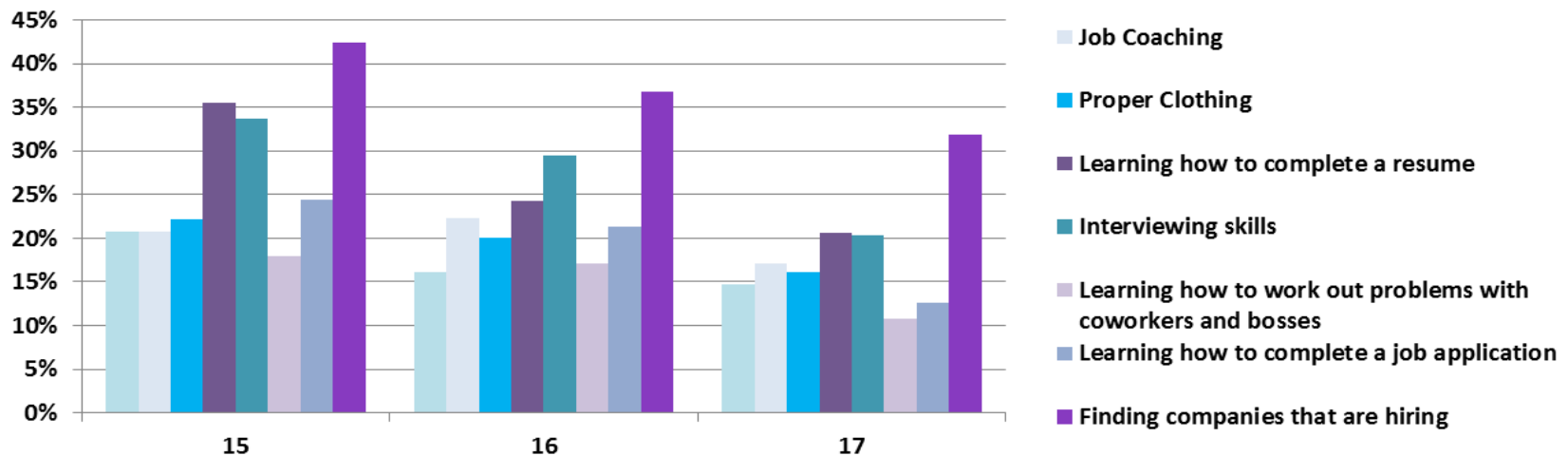
**I am learning job skills and independence by earning extra money by babysitting, mowing lawns, cleaning yards and other activities approved by my foster parent or group home staff**

■ Yes ■ No



\*Only asked of youth age 15 and older. Youth could choose more than one response.

**What additional help do you need to get a job?**



<b>I completed a Career Interest Survey in my school.</b>				
<b>AGE</b>	<b>15</b>	<b>16</b>	<b>17</b>	<b>TOTAL</b>
<b>Yes</b>	82	110	125	<b>317</b>
<b>No</b>	92	113	95	<b>300</b>
<b>I do not know</b>	77	82	66	<b>225</b>
<b>TOTAL</b>	251	305	286	<b>842</b>
<b>Percent Yes</b> [Does not include: "I do not know" responses]	47%	49%	57%	<b>51%</b>



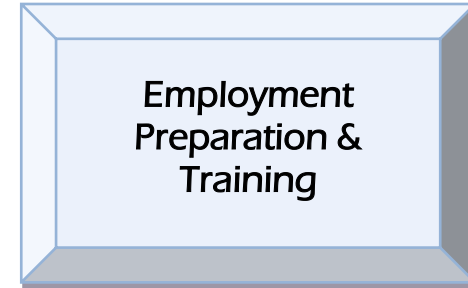
<b>We review my career interests as part of my Education &amp; Career Plan/Case Plan.</b>				
<b>AGE</b>	<b>15</b>	<b>16</b>	<b>17</b>	<b>TOTAL</b>
<b>Yes</b>	117	176	187	<b>480</b>
<b>No</b>	73	75	65	<b>213</b>
<b>Do not have an Education &amp; Career Plan</b>	61	54	34	<b>149</b>
<b>TOTAL</b>	251	305	286	<b>842</b>
<b>Percent Yes</b>	47%	58%	65%	<b>57%</b>

<b>I have reviewed my career interests with:</b>					
[Select all that apply] * % = # of responses / 842 respondents					
<b>AGE</b>	<b>15</b>	<b>16</b>	<b>17</b>	<b>TOTAL</b>	<b>*%</b>
<b>Biological Parent(s)/Family</b>	40	41	34	<b>115</b>	<b>14%</b>
<b>Foster Parents</b>	85	82	54	<b>221</b>	<b>26%</b>
<b>Group Home Staff</b>	64	83	74	<b>221</b>	<b>26%</b>
<b>Caseworker</b>	105	124	126	<b>355</b>	<b>42%</b>
<b>ILS Worker</b>	26	41	72	<b>139</b>	<b>17%</b>
<b>Guardian Ad Litem</b>	61	75	68	<b>204</b>	<b>24%</b>
<b>Mentor</b>	28	26	33	<b>87</b>	<b>10%</b>
<b>Other</b>	47	45	20	<b>112</b>	<b>13%</b>
<b>No one</b>	60	78	90	<b>228</b>	<b>27%</b>



**I am learning job skills and independence by earning extra money by babysitting, mowing lawns, cleaning yards and other activities approved by my foster parent or group home staff.**

AGE	13	14	15	16	17	TOTAL
Yes	103	103	133	140	153	632
No	114	110	118	165	133	640
TOTAL	217	213	251	305	286	1272
Percent Yes	47%	48%	53%	46%	53%	50%



**I know how to get a job- including interviewing skills, completing a job application and writing a resume.**

AGE	15	16	17	TOTAL
Yes	152	205	246	603
No	99	100	40	239
TOTAL	251	305	286	842
Percent Yes	61%	67%	86%	72%

**I am getting job experience by volunteering.**

AGE	13	14	15	16	17	TOTAL
Yes	53	58	102	106	138	457
No	164	155	149	199	148	815
TOTAL	217	213	251	305	286	1272
Percent Yes	24%	27%	41%	35%	48%	36%

**I am currently attending an employment training program specific to my interests and abilities.**

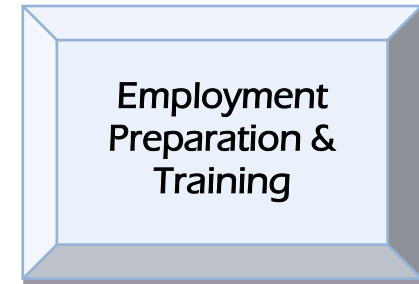
AGE	15	16	TOTAL
Yes	24	41	65
No	227	264	491
TOTAL	251	305	556
Percent Yes	10%	13%	12%

**I have completed an employment training program specific to my interests and abilities.**

AGE	15	16	TOTAL
Yes	32	50	82
No	219	255	474
TOTAL	251	305	556
Percent Yes	13%	16%	15%

**I have been told about youth employment programs in my area, by my caseworker or staff.**

AGE	13	14	15	16	17	TOTAL
Yes	75	99	84	136	143	537
No	142	114	167	169	143	735
TOTAL	217	213	251	305	286	1272
Percent Yes	35%	46%	33%	45%	50%	42%



**I have completed a life skills training program on how to get a job-including job interviewing skills, completing a job application and resume.**

AGE	15	16	TOTAL
Yes	107	162	269
No	144	143	287
TOTAL	251	305	556
Percent Yes	43%	53%	48%

**What additional help do you need to get a job?**

[Select all that apply] \* % = # of responses / 842 respondents

AGE	15	16	17	TOTAL	%
Better reading and/or math skills	45	49	42	136	16%
Job Coaching	45	68	49	162	19%
Proper Clothing	48	61	46	155	18%
Learning how to complete a resume	77	74	59	210	25%
Interviewing skills	73	90	58	221	26%
Learning how to work out problems with coworkers and bosses	39	52	31	122	14%
Learning how to complete a job application	53	65	36	154	18%
Finding companies that are hiring	92	112	91	295	35%
None	97	116	100	313	37%

**Employment  
Status**

<b>I am currently employed.</b>				
AGE	15	16	17	TOTAL
Yes	9	18	37	64
No	242	287	249	778
<b>TOTAL</b>	251	305	286	<b>842</b>
Percent Yes	4%	6%	13%	8%

If youth responded “Yes”, they were asked the following series of questions related to their employment:

<b>Are you employed:</b>				
AGE	15	16	17	TOTAL
Part-time	0	1	2	3
Full-time	7	16	34	57
Seasonal	2	1	0	3
On-call	0	0	1	1
<b>TOTAL</b>	9	18	37	<b>64</b>

<b>Total number of hours worked per week on average (all jobs):</b>				
AGE	15	16	17	TOTAL
Under 10	4	9	14	27
11-20	4	9	9	22
21-30	1	0	12	13
31-40	0	0	2	2
Over 40	0	0	0	0
<b>TOTAL</b>	9	18	37	<b>64</b>

<b>What is your hourly wage?</b>				
AGE	15	16	17	TOTAL
Less than Florida Minimum Wage+tips per hr	3	3	5	11
Florida Minimum Wage per hr	1	6	14	21
Above minimum wage to \$8.00 per hr	0	2	7	9
\$8.01 to \$10.00 per hr	3	7	9	19
\$10.01 to \$12.00 per hr	2	0	2	4
\$12.01 to \$14.00 per hr	0	0	0	0
\$14.01 to \$16.00 per hr	0	0	0	0
Over \$16.00 per hr	0	0	0	0
<b>TOTAL</b>	9	18	37	<b>64</b>

### How long have you been in your job?

AGE	15	16	17	TOTAL
1 month	1	11	11	23
2 to 3 months	5	4	7	16
4 to 5 months	0	0	10	10
6 to 12 months	3	2	5	10
Over a year	0	0	3	3
Two years or more	0	1	1	2
<b>TOTAL</b>	9	18	37	64

### Does your job offer Health Care benefits?

AGE	15	16	17	TOTAL
Yes	2	3	8	13
No	5	5	15	25
I do not know	2	10	14	26
<b>TOTAL</b>	9	18	37	64
<b>Percent Yes</b> [Does not include responses of: "I do not know"]	29%	38%	35%	34%

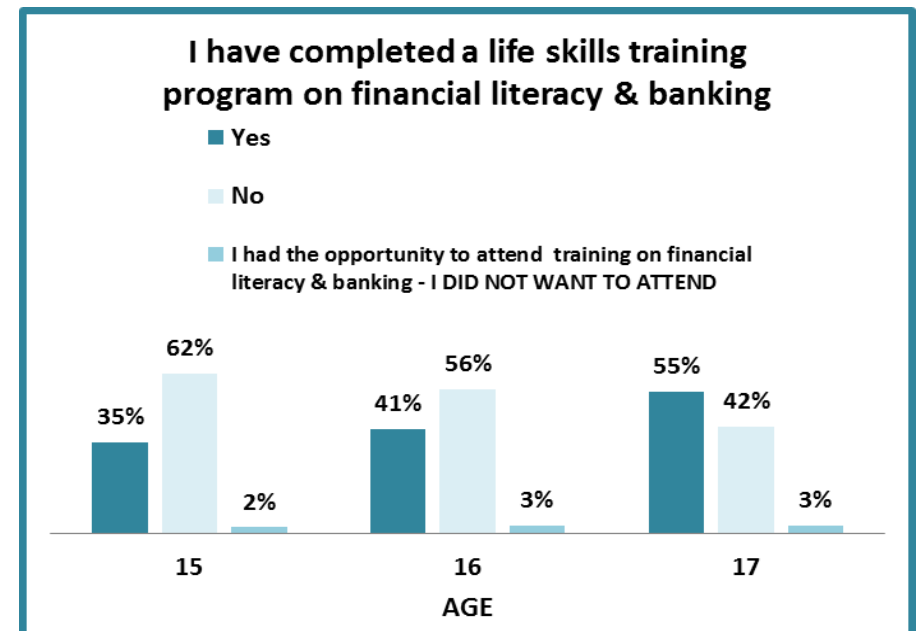
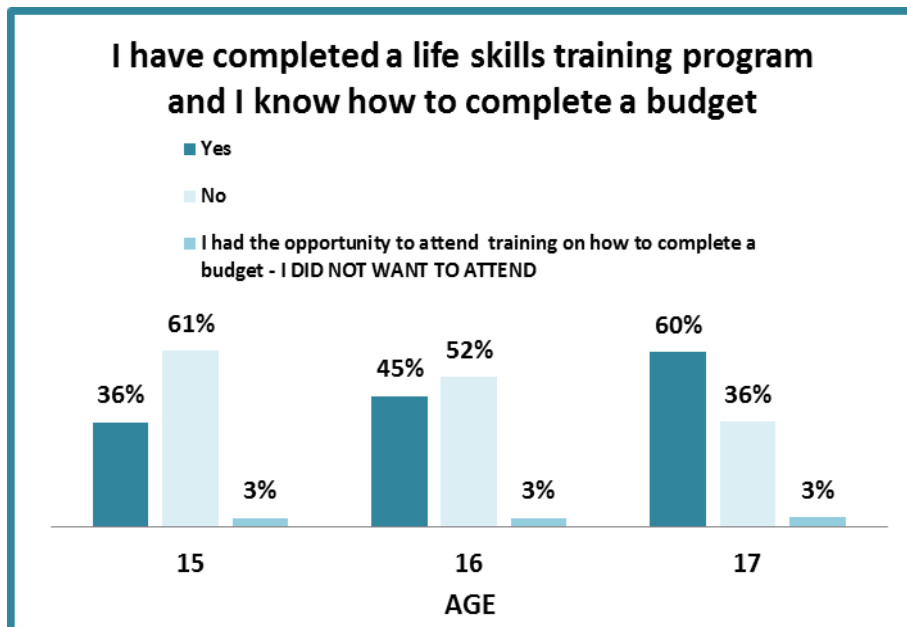
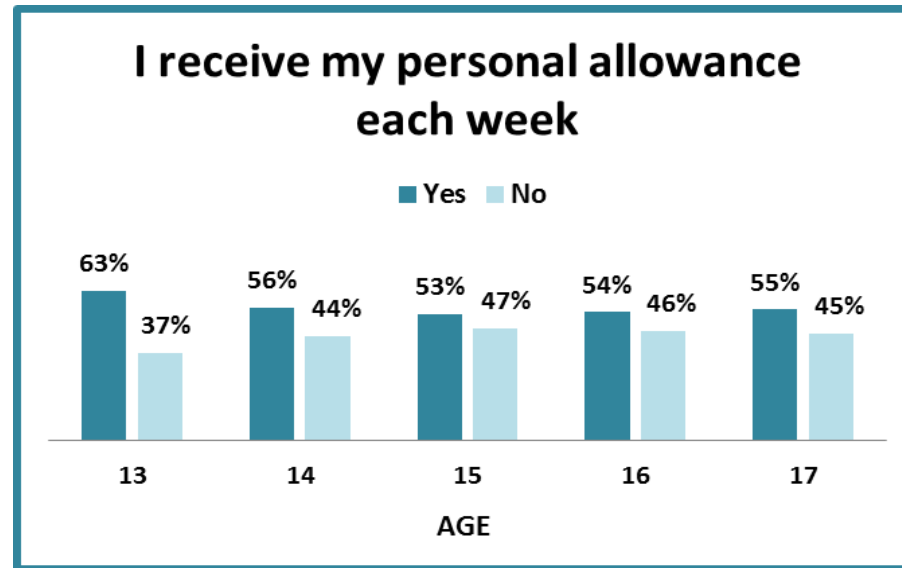
### Do you have a reliable means of transportation to work?

AGE	15	16	17	TOTAL
Yes	46	64	109	219
No	21	28	25	74
Do not work	184	213	152	549
<b>TOTAL</b>	251	305	286	842
<b>Percent Yes</b> [Does not include responses of: "Do not work"]	69%	70%	81%	75%

### Does your job offer Education Benefits, such as tuition assistance?

AGE	15	16	17	TOTAL
Yes	4	6	8	18
No	4	8	18	30
I do not know	1	4	11	16
<b>TOTAL</b>	9	18	37	64
<b>Percent Yes</b> [Does not include responses of: "I do not know"]	50%	43%	31%	38%

# Financial Literacy, Budgeting & Money Management



**Money  
Management &  
Budgeting**

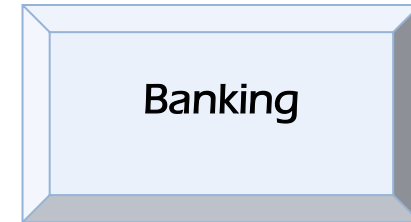
<b>I have completed a life skills training program and I know how to complete a budget.</b>				
<b>AGE</b>	<b>15</b>	<b>16</b>	<b>17</b>	<b>TOTAL</b>
<b>Yes</b>	91	138	173	<b>402</b>
<b>No</b>	153	158	104	<b>415</b>
<b>I had the opportunity to attend training on how to complete a budget, I DID NOT WANT TO ATTEND</b>	7	9	9	<b>25</b>
<b>TOTAL</b>	251	305	286	<b>842</b>
<b>Percent Yes</b>	36%	45%	60%	<b>48%</b>

<b>I have completed a life skills training program on financial literacy and banking.</b>				
<b>AGE</b>	<b>15</b>	<b>16</b>	<b>17</b>	<b>TOTAL</b>
<b>Yes</b>	89	124	158	<b>371</b>
<b>No</b>	156	171	119	<b>446</b>
<b>I had the opportunity to attend training on financial literacy and banking- I DID NOT WANT TO ATTEND</b>	6	10	9	<b>25</b>
<b>TOTAL</b>	251	305	286	<b>842</b>
<b>Percent Yes</b>	35%	41%	55%	<b>44%</b>

<b>I receive my personal allowance each week.</b>						
<b>AGE</b>	<b>13</b>	<b>14</b>	<b>15</b>	<b>16</b>	<b>17</b>	<b>TOTAL</b>
<b>Yes</b>	137	120	133	164	157	<b>711</b>
<b>No</b>	80	93	118	141	129	<b>561</b>
<b>TOTAL</b>	217	213	251	305	286	<b>1272</b>
<b>Percent Yes</b>	63%	56%	53%	54%	55%	<b>56%</b>

<b>I am able to spend my personal allowance on items that I want.</b>						
<b>AGE</b>	<b>13</b>	<b>14</b>	<b>15</b>	<b>16</b>	<b>17</b>	<b>TOTAL</b>
<b>Yes</b>	181	168	207	250	237	<b>1043</b>
<b>No</b>	36	45	44	55	49	<b>229</b>
<b>TOTAL</b>	217	213	251	305	286	<b>1272</b>
<b>Percent Yes</b>	83%	79%	82%	82%	83%	<b>82%</b>

<b>I have my own checking account.</b>						
AGE	13	14	15	16	17	TOTAL
Yes	18	14	27	33	83	175
No	199	199	224	272	203	1097
TOTAL	217	213	251	305	286	1272
Percent Yes	8%	7%	11%	11%	29%	14%



If youth responded "Yes", they were asked:



<b>I USE my checking account at least ONE time every three months.</b>						
AGE	13	14	15	16	17	TOTAL
Yes	12	10	18	25	53	118
No	6	4	9	8	30	57
TOTAL	18	14	27	33	83	175
Percent Yes	67%	71%	67%	76%	64%	67%

<b>I have my own savings account.</b>						
AGE	13	14	15	16	17	TOTAL
Yes	33	27	38	38	90	226
No	184	186	213	267	196	1046
TOTAL	217	213	251	305	286	1272
Percent Yes	15%	13%	15%	12%	31%	18%

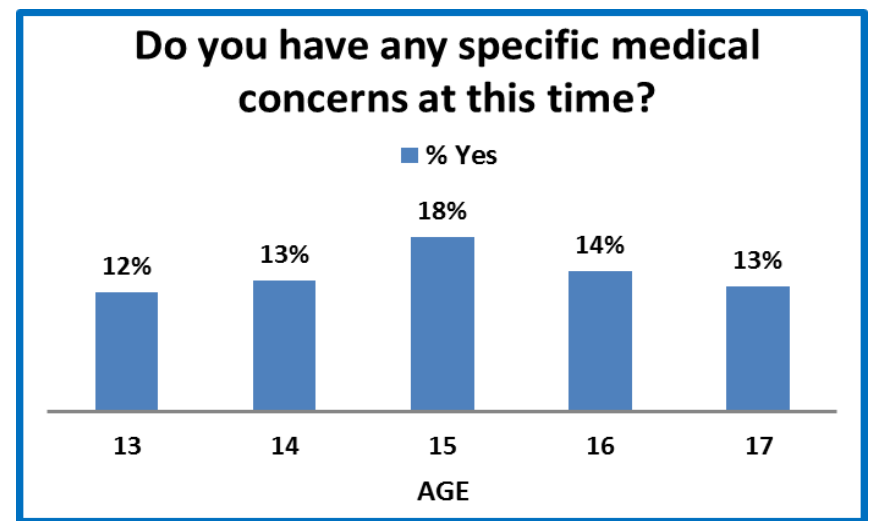
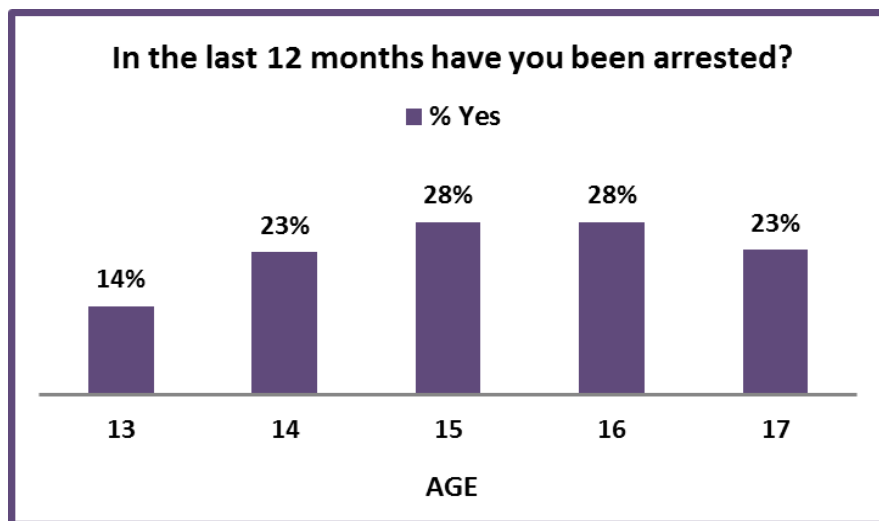
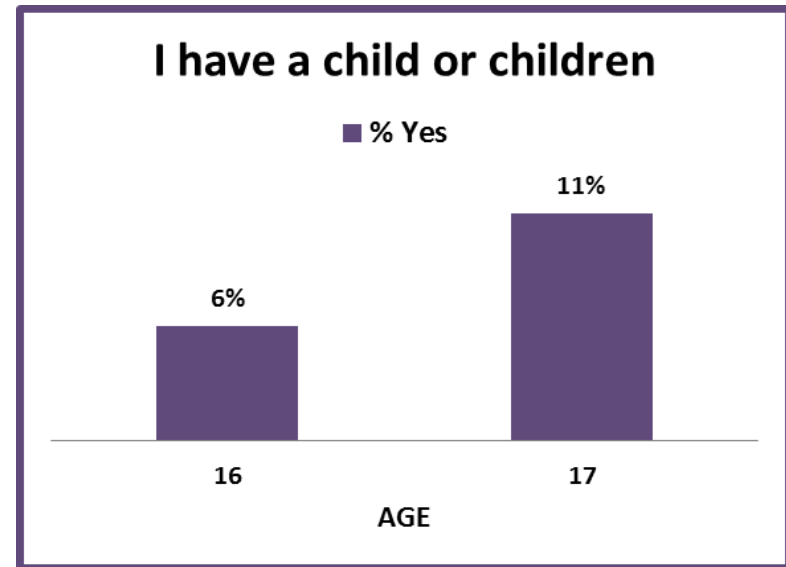
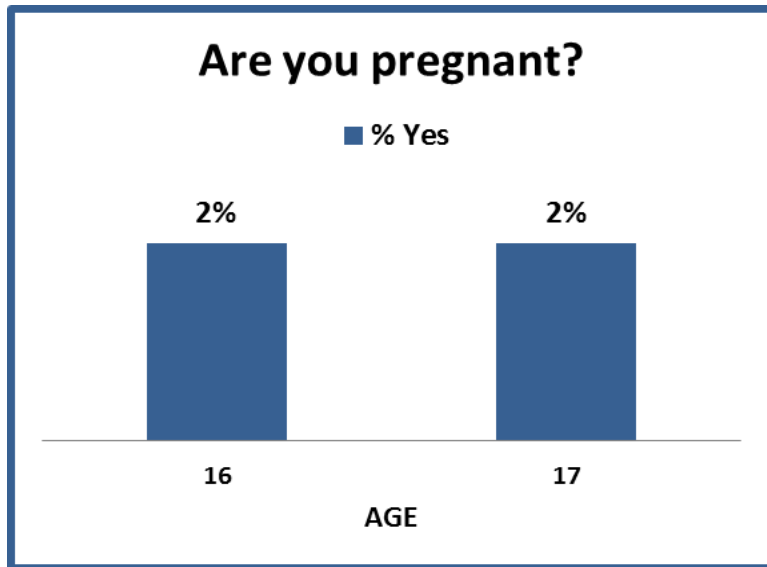
*Florida Statute requires that each youth by age 17 has an open bank account or has the identification and been provided with essential banking skills to open an account.*

If youth responded "Yes", they were asked:



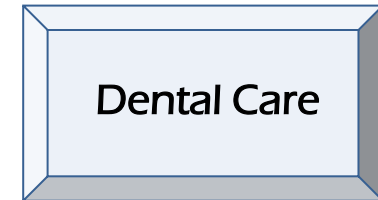
<b>I USE my savings account at least ONE time every three months.</b>						
AGE	13	14	15	16	17	TOTAL
Yes	15	10	17	18	53	113
No	18	17	21	20	37	113
TOTAL	33	27	38	38	90	226
Percent Yes	45%	37%	45%	47%	59%	50%

# Health & Well Being



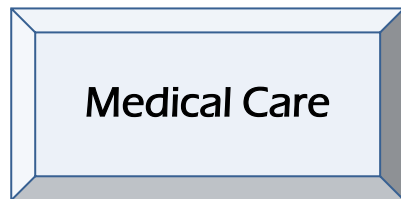


<b>Date of your last dental examination:</b>						
<b>AGE</b>	<b>13</b>	<b>14</b>	<b>15</b>	<b>16</b>	<b>17</b>	<b>TOTAL</b>
<b>Within the last month</b>	58	56	89	74	88	<b>365</b>
<b>Within the last 3 months</b>	58	71	73	89	96	<b>387</b>
<b>Within the last 6 months</b>	53	45	51	74	58	<b>281</b>
<b>Within the last year</b>	19	14	11	19	19	<b>82</b>
<b>More than 1 year ago</b>	1	2	3	10	4	<b>20</b>
<b>I do not know</b>	28	25	24	39	21	<b>137</b>
<b>TOTAL</b>	<b>217</b>	<b>213</b>	<b>251</b>	<b>305</b>	<b>286</b>	<b>1272</b>



<b>Are you receiving the dental care you need?</b>						
<b>AGE</b>	<b>13</b>	<b>14</b>	<b>15</b>	<b>16</b>	<b>17</b>	<b>TOTAL</b>
<b>Yes</b>	196	187	223	267	249	<b>1122</b>
<b>No</b>	21	26	28	38	37	<b>150</b>
<b>TOTAL</b>	<b>217</b>	<b>213</b>	<b>251</b>	<b>305</b>	<b>286</b>	<b>1272</b>
<b>Percent Yes</b>	<b>90%</b>	<b>88%</b>	<b>89%</b>	<b>88%</b>	<b>87%</b>	<b>88%</b>

<b>Do you have any specific medical concerns at this time?</b>						
<b>AGE</b>	<b>13</b>	<b>14</b>	<b>15</b>	<b>16</b>	<b>17</b>	<b>TOTAL</b>
<b>Yes</b>	26	28	44	43	36	<b>177</b>
<b>No; I am receiving the medical care I need</b>	191	185	207	262	250	<b>1095</b>
<b>TOTAL</b>	217	213	251	305	286	<b>1272</b>
<b>Percent Yes</b>	12%	13%	18%	14%	13%	<b>14%</b>



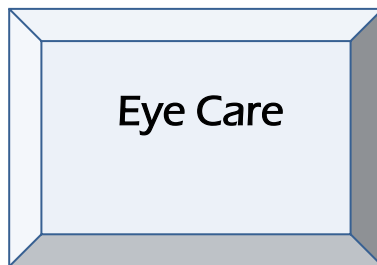
<b>Someone has discussed my medical care with me.</b>						
<b>AGE</b>	<b>13</b>	<b>14</b>	<b>15</b>	<b>16</b>	<b>17</b>	<b>TOTAL</b>
<b>Yes</b>	148	146	170	210	212	<b>886</b>
<b>No</b>	69	67	81	95	74	<b>386</b>
<b>TOTAL</b>	217	213	251	305	286	<b>1272</b>
<b>Percent Yes</b>	68%	69%	68%	69%	74%	<b>70%</b>

<b>When was your last gynecological appointment?</b>						
<i>*Asked only to youth who said they are female.</i>						
<b>AGE</b>	<b>13</b>	<b>14</b>	<b>15</b>	<b>16</b>	<b>17</b>	<b>TOTAL</b>
<b>In the last 3 months</b>	21	24	38	61	69	<b>213</b>
<b>Over 6 months ago</b>	14	15	24	38	26	<b>117</b>
<b>Over 1 year ago</b>	12	14	22	25	31	<b>104</b>
<b>I have never been to a gynecologist</b>	73	67	67	59	59	<b>325</b>
<b>TOTAL</b>	120	120	151	183	185	<b>759</b>

Date of your last eye examination:						
AGE	13	14	15	16	17	TOTAL
Within the last month	27	24	36	45	31	163
Within the last 3 months	35	37	43	40	58	213
Within the last 6 months	36	28	45	70	61	240
Within the last year	41	49	47	43	62	242
More than 1 year ago	24	21	26	34	18	123
I do not know	54	54	54	73	56	291
<b>TOTAL</b>	<b>217</b>	<b>213</b>	<b>251</b>	<b>305</b>	<b>286</b>	<b>1272</b>

Note: 35% of the youth report they would like to have an eye exam to see if they need glasses /contacts.

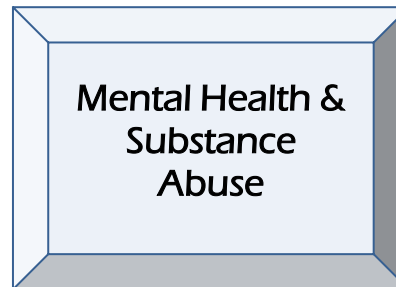
12% of the youth report they are supposed to wear glasses / contact lenses and do not have them.



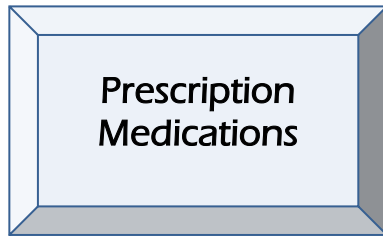
I would like to have an eye exam to see if I need glasses or contacts.						
AGE	13	14	15	16	17	TOTAL
Yes	83	78	87	105	89	442
No	134	135	164	200	197	830
<b>TOTAL</b>	<b>217</b>	<b>213</b>	<b>251</b>	<b>305</b>	<b>286</b>	<b>1272</b>
<b>Percent Yes</b>	<b>38%</b>	<b>37%</b>	<b>35%</b>	<b>34%</b>	<b>31%</b>	<b>35%</b>

Do you wear glasses or contact lenses?						
AGE	13	14	15	16	17	TOTAL
Yes	84	79	110	132	129	534
No	103	116	109	131	122	581
I am supposed to wear glasses or contact lenses, but I do not have them even though I need them	30	18	32	42	35	157
<b>TOTAL</b>	<b>217</b>	<b>213</b>	<b>251</b>	<b>305</b>	<b>286</b>	<b>1272</b>

<b>Are you receiving the mental health care you need?</b>							
<b>AGE</b>	<b>13</b>	<b>14</b>	<b>15</b>	<b>16</b>	<b>17</b>	<b>TOTAL</b>	<b>%</b>
<b>Yes</b>	128	124	152	175	142	<b>721</b>	<b>57%</b>
<b>No</b>	15	13	11	24	27	<b>90</b>	<b>7%</b>
<b>I do not need mental health services</b>	69	68	83	92	105	<b>417</b>	<b>33%</b>
<b>I am receiving mental health services I DO NOT WANT</b>	5	8	5	14	12	<b>44</b>	<b>3%</b>
<b>TOTAL</b>	217	213	251	305	286	<b>1272</b>	



<b>Are you receiving the substance abuse treatment services care you need?</b>							
<b>AGE</b>	<b>13</b>	<b>14</b>	<b>15</b>	<b>16</b>	<b>17</b>	<b>TOTAL</b>	<b>%</b>
<b>Yes</b>	36	43	59	62	52	<b>252</b>	<b>20%</b>
<b>No</b>	46	37	30	37	24	<b>174</b>	<b>14%</b>
<b>I do not need substance abuse treatment services</b>	134	130	157	202	201	<b>824</b>	<b>65%</b>
<b>I am receiving substance abuse treatment services I DO NOT WANT</b>	1	3	5	4	9	<b>22</b>	<b>2%</b>
<b>TOTAL</b>	217	213	251	305	286	<b>1272</b>	



<b>Are you currently taking any prescription medications?</b>						
<b>AGE</b>	<b>13</b>	<b>14</b>	<b>15</b>	<b>16</b>	<b>17</b>	<b>TOTAL</b>
<b>Yes</b>	126	119	120	151	123	<b>639</b>
<b>No</b>	91	94	131	154	163	<b>633</b>
<b>TOTAL</b>	217	213	251	305	286	<b>1272</b>
<b>Percent Yes</b>	58%	56%	48%	50%	43%	<b>50%</b>

If youth responded "Yes", they were asked the following series of questions related to their medications:

<b>Do you know the name of ALL the medications you are taking?</b>						
<b>AGE</b>	<b>13</b>	<b>14</b>	<b>15</b>	<b>16</b>	<b>17</b>	<b>TOTAL</b>
<b>Yes</b>	97	99	100	122	110	<b>528</b>
<b>No</b>	29	20	20	29	13	<b>111</b>
<b>TOTAL</b>	126	119	120	151	123	<b>639</b>
<b>Percent Yes</b>	77%	83%	83%	81%	89%	<b>83%</b>

<b>Do you know what the medications are for?</b>						
<b>AGE</b>	<b>13</b>	<b>14</b>	<b>15</b>	<b>16</b>	<b>17</b>	<b>TOTAL</b>
<b>Yes</b>	119	112	113	150	120	<b>614</b>
<b>No</b>	7	7	7	1	3	<b>25</b>
<b>TOTAL</b>	126	119	120	151	123	<b>639</b>
<b>Percent Yes</b>	94%	94%	94%	99%	98%	<b>96%</b>

<b>Do you understand the possible side effects of your medication?</b>						
<b>AGE</b>	<b>13</b>	<b>14</b>	<b>15</b>	<b>16</b>	<b>17</b>	<b>TOTAL</b>
<b>Yes</b>	89	94	95	132	114	<b>524</b>
<b>No</b>	37	25	25	19	9	<b>115</b>
<b>TOTAL</b>	126	119	120	151	123	<b>639</b>
<b>Percent Yes</b>	71%	79%	79%	87%	93%	<b>82%</b>

<b>Were you involved in deciding to take the medication?</b>						
<b>AGE</b>	<b>13</b>	<b>14</b>	<b>15</b>	<b>16</b>	<b>17</b>	<b>TOTAL</b>
<b>Yes</b>	88	90	93	123	103	<b>497</b>
<b>No</b>	38	29	27	28	20	<b>142</b>
<b>TOTAL</b>	126	119	120	151	123	<b>639</b>
<b>Percent Yes</b>	70%	76%	78%	81%	84%	<b>78%</b>

**Note: If the youth is prescribed psychotropic medications, and informs the prescribing doctor they do not wish to take the medications:**

**Florida Administrative code requires the case manager to refer the matter to Children's Legal Services to secure an attorney for the youth.**

<b>Do you agree that you should be taking the medications?</b>						
<b>AGE</b>	<b>13</b>	<b>14</b>	<b>15</b>	<b>16</b>	<b>17</b>	<b>TOTAL</b>
<b>Yes</b>	88	97	94	124	105	<b>508</b>
<b>No</b>	38	22	26	27	18	<b>131</b>
<b>TOTAL</b>	126	119	120	151	123	<b>639</b>
<b>Percent Yes</b>	70%	82%	78%	82%	85%	<b>79%</b>

<b>Is there someone that you talk to about your medications?</b>							
<b>AGE</b>	<b>13</b>	<b>14</b>	<b>15</b>	<b>16</b>	<b>17</b>	<b>TOTAL</b>	<b>%</b>
<b>Yes, and I think they listen to my concerns</b>	106	98	101	132	100	<b>537</b>	<b>84%</b>
<b>I have someone to talk to, but I DO NOT think they listen to my concerns</b>	9	14	13	15	14	<b>65</b>	<b>10%</b>
<b>I do not have anyone to talk to about my medications</b>	11	7	6	4	9	<b>37</b>	<b>6%</b>
<b>TOTAL</b>	126	119	120	151	123	<b>639</b>	

<b>I have LEARNED about healthy personal relationships.</b>						
AGE	13	14	15	16	17	TOTAL
Yes	211	195	239	291	279	1215
No	6	18	12	14	7	57
TOTAL	217	213	251	305	286	1272
Percent Yes	97%	92%	95%	95%	98%	96%

Learning About  
"Risk Behaviors"

<b>I have LEARNED about the risks of using drugs, alcohol and tobacco.</b>						
AGE	13	14	15	16	17	TOTAL
Yes	201	202	246	295	282	1226
No	16	11	5	10	4	46
TOTAL	217	213	251	305	286	1272
Percent Yes	93%	95%	98%	97%	99%	96%

<b>I have LEARNED how to recognize and protect myself from domestic violence.</b>						
AGE	13	14	15	16	17	TOTAL
Yes	203	202	234	289	277	1205
No	14	11	17	16	9	67
TOTAL	217	213	251	305	286	1272
Percent Yes	94%	95%	93%	95%	97%	95%

<b>I have LEARNED about the dangers of becoming involved in a gang and gang violence.</b>						
AGE	13	14	15	16	17	TOTAL
Yes	209	201	243	285	278	1216
No	8	12	8	20	8	56
TOTAL	217	213	251	305	286	1272
Percent Yes	96%	94%	97%	93%	97%	96%

<b>Are you pregnant?</b>						
<b>AGE</b>	<b>13</b>	<b>14</b>	<b>15</b>	<b>16</b>	<b>17</b>	<b>TOTAL</b>
<b>Yes</b>	7	3	5	6	7	<b>28</b>
<b>No</b>	210	210	246	299	279	<b>1244</b>
<b>TOTAL</b>	217	213	251	305	286	<b>1272</b>
<b>Percent Yes</b>	3%	1%	2%	2%	2%	<b>2%</b>

Pregnant and/or Parenting

<b>I have a child or children.</b>						
<b>AGE</b>	<b>13</b>	<b>14</b>	<b>15</b>	<b>16</b>	<b>17</b>	<b>TOTAL</b>
<b>Yes</b>	2	7	12	17	32	<b>70</b>
<b>No</b>	215	206	239	288	254	<b>1202</b>
<b>TOTAL</b>	217	213	251	305	286	<b>1272</b>
<b>Percent Yes</b>	1%	3%	5%	6%	11%	<b>6%</b>



If youth responded “Yes”, they were asked the following series of questions related to their children:

<b>I live with my child(ren).</b>						
<b>AGE</b>	<b>13</b>	<b>14</b>	<b>15</b>	<b>16</b>	<b>17</b>	<b>TOTAL</b>
<b>Yes</b>	2	3	2	12	17	<b>36</b>
<b>No</b>	0	0	0	0	0	<b>0</b>
<b>I live with some of my children</b>	0	4	10	5	15	<b>34</b>
<b>TOTAL</b>	2	7	12	17	32	<b>70</b>
<b>Percent Yes</b>	100%	43%	17%	71%	53%	<b>51%</b>

<b>I have visitation with my child or children that do not live with me.</b>						
<i>*Asked only of youth who answered they live with none or some of their children.</i>						
<b>AGE</b>	<b>13</b>	<b>14</b>	<b>15</b>	<b>16</b>	<b>17</b>	<b>TOTAL</b>
<b>Yes</b>	0	2	5	3	11	<b>21</b>
<b>No</b>	0	2	5	2	4	<b>13</b>
<b>TOTAL</b>	0	4	10	5	15	<b>34</b>
<b>Percent Yes</b>	0%	50%	50%	60%	73%	<b>62%</b>

<b>Does your child(ren) have a case plan?</b>						
<b>AGE</b>	<b>13</b>	<b>14</b>	<b>15</b>	<b>16</b>	<b>17</b>	<b>TOTAL</b>
<b>Yes</b>	0	4	3	3	7	<b>17</b>
<b>No</b>	0	0	0	0	0	<b>0</b>
<b>Some of my children have a case plan of their own</b>	2	3	9	14	25	<b>53</b>
<b>TOTAL</b>	2	7	12	17	32	<b>70</b>
<b>Percent Yes</b> [Includes "Some of my children have a case plan of their own"]	0%	57%	25%	18%	22%	<b>24%</b>

<b>Do you understand the permanency goal on the case plan for your child(ren)?</b>						
<b>AGE</b>	<b>13</b>	<b>14</b>	<b>15</b>	<b>16</b>	<b>17</b>	<b>TOTAL</b>
<b>Yes</b>	1	6	3	10	17	<b>37</b>
<b>No</b>	1	1	8	6	14	<b>30</b>
<b>I would like to discuss the permanency goal for my children</b>	0	0	1	1	1	<b>3</b>
<b>TOTAL</b>	2	7	12	17	32	<b>70</b>
<b>Percent Yes</b> [Does not include "I would like to discuss the permanency goal for my children"]	50%	86%	27%	63%	55%	<b>55%</b>

**Involvement with  
Law Enforcement**

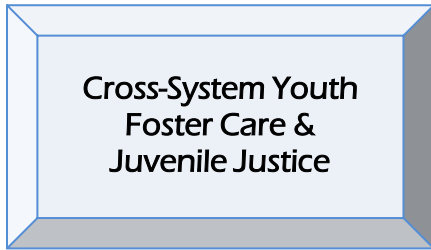
<b>In the past 12 months have you been arrested?</b>						
<b>AGE</b>	<b>13</b>	<b>14</b>	<b>15</b>	<b>16</b>	<b>17</b>	<b>TOTAL</b>
<b>Yes</b>	31	49	70	85	67	<b>302</b>
<b>No</b>	186	164	181	220	219	<b>970</b>
<b>TOTAL</b>	217	213	251	305	286	<b>1272</b>
<b>Percent Yes</b>	14%	23%	28%	28%	23%	<b>24%</b>

<b>Are you currently on probation or under the supervision of the Department of Juvenile Justice?</b>						
<b>AGE</b>	<b>13</b>	<b>14</b>	<b>15</b>	<b>16</b>	<b>17</b>	<b>TOTAL</b>
<b>Yes</b>	22	28	48	70	55	<b>223</b>
<b>No</b>	195	185	203	235	231	<b>1049</b>
<b>TOTAL</b>	217	213	251	305	286	<b>1272</b>
<b>Percent Yes</b>	10%	13%	19%	23%	19%	<b>18%</b>

If youth responded "Yes", they were asked:



<b>Who is helping you complete any requirements of your juvenile justice probation or supervision program (such as community service or attending special classes required as part of your juvenile justice involvement)? (Select all that apply)</b>							
<b>AGE</b>	<b>13</b>	<b>14</b>	<b>15</b>	<b>16</b>	<b>17</b>	<b>TOTAL</b>	<b>%</b>
<b>Biological Parent(s)/Family</b>	2	2	7	7	5	<b>23</b>	<b>10%</b>
<b>Foster Parents</b>	3	4	13	17	12	<b>49</b>	<b>22%</b>
<b>Group Home Staff</b>	7	7	12	31	17	<b>74</b>	<b>33%</b>
<b>Caseworker</b>	14	10	22	35	30	<b>111</b>	<b>50%</b>
<b>ILS Worker</b>	0	0	1	2	7	<b>10</b>	<b>4%</b>
<b>Guardian Ad Litem</b>	5	5	10	11	10	<b>41</b>	<b>18%</b>
<b>Mentor</b>	0	2	3	8	3	<b>16</b>	<b>7%</b>
<b>Juvenile Justice Staff</b>	6	7	11	16	18	<b>58</b>	<b>26%</b>
<b>Other</b>	4	1	5	4	3	<b>17</b>	<b>8%</b>
<b>No one is helping me, I am doing it on my own and I am successful</b>	0	0	6	8	2	<b>16</b>	<b>7%</b>
<b>No one is helping me, and I am worried I will not be successful in completing my requirements</b>	0	1	1	2	1	<b>5</b>	<b>2%</b>



<b>Are you currently in a Juvenile Justice commitment program?</b>						
AGE	13	14	15	16	17	TOTAL
Yes	5	9	8	7	8	37
No	212	204	243	298	278	1235
TOTAL	217	213	251	305	286	1272
Percent Yes	2%	4%	3%	2%	3%	3%

If youth responded  
"No", they were asked:



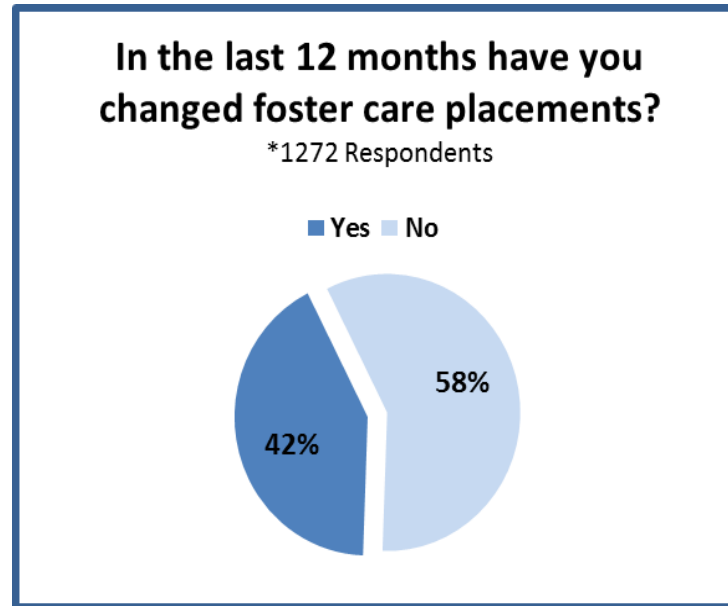
<b>In the last 12 months, have you been placed in a Juvenile Justice commitment program?</b>						
AGE	13	14	15	16	17	TOTAL
Yes	8	18	17	25	22	90
No	204	186	226	273	256	1145
TOTAL	212	204	243	298	278	1235
Percent Yes	4%	9%	7%	8%	8%	7%

If youth responded  
"Yes", they were asked:

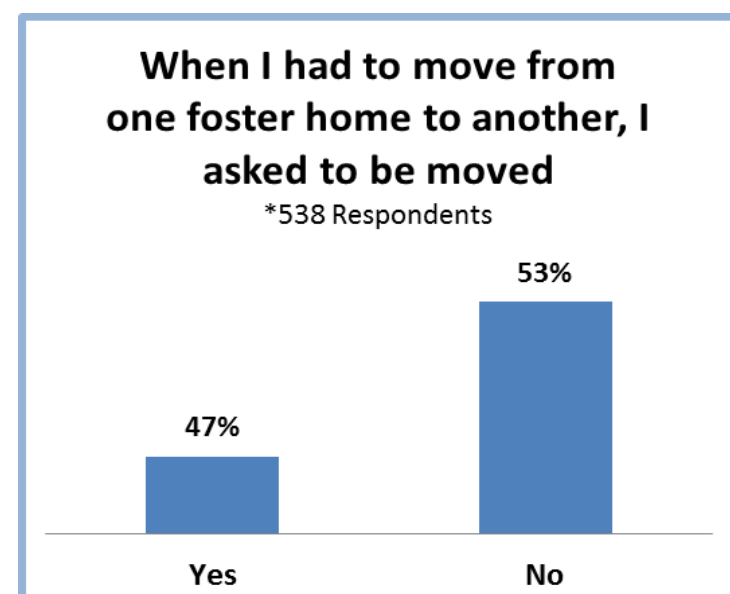
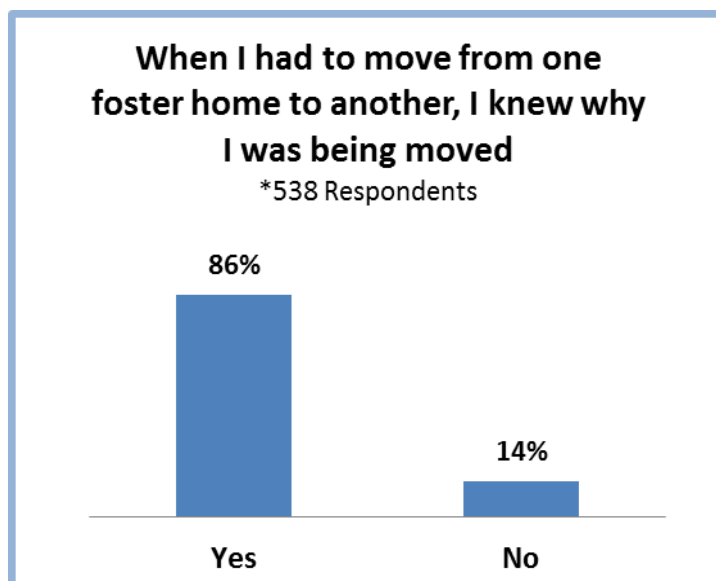


<b>Who do you have regular contact with (telephone calls &amp; letters/cards) while in your Juvenile Justice commitment program? (37 Respondents)</b>							
AGE	13	14	15	16	17	TOTAL	%
Biological Parent(s)/Family	3	5	6	4	2	20	54%
Foster Parents	1	4	4	3	3	15	41%
Friends	0	5	3	3	2	13	35%
Girlfriend/Boyfriend	0	1	2	1	1	5	14%
Mentor	1	3	0	0	2	6	16%
Other	1	4	4	1	1	11	30%
No one	1	4	0	2	1	8	22%

# Stable & Supportive Foster Care Placement



If youth responded “Yes”, they were asked the following:



**Changing  
Placements**

<b>Until you leave foster care, is the plan for you to stay in your current placement?</b>						
<b>AGE</b>	<b>13</b>	<b>14</b>	<b>15</b>	<b>16</b>	<b>17</b>	<b>TOTAL</b>
<b>Yes</b>	183	161	193	233	233	<b>1003</b>
<b>No</b>	34	52	58	72	53	<b>269</b>
<b>TOTAL</b>	217	213	251	305	286	<b>1272</b>
<b>Percent Yes</b>	84%	76%	77%	76%	81%	<b>79%</b>

If youth responded "No", they were asked:



<b>Did you know that you were moving?</b>							
<b>AGE</b>	<b>13</b>	<b>14</b>	<b>15</b>	<b>16</b>	<b>17</b>	<b>TOTAL</b>	<b>%</b>
<b>I WANTED to change placements and was involved in the decision</b>	26	37	39	49	44	195	<b>72%</b>
<b>I DID NOT know I was moving</b>	8	15	19	23	9	74	<b>28%</b>

<b>In the last 12 months have you changed foster care placements?</b>						
<b>AGE</b>	<b>13</b>	<b>14</b>	<b>15</b>	<b>16</b>	<b>17</b>	<b>TOTAL</b>
<b>Yes</b>	90	94	99	135	120	<b>538</b>
<b>No</b>	127	119	152	170	166	<b>734</b>
<b>TOTAL</b>	217	213	251	305	286	<b>1272</b>
<b>Percent Yes</b>	41%	44%	39%	44%	42%	<b>42%</b>

If youth responded “Yes”, they were asked the following series of questions to see how prepared they felt they were (from their perspective) for the foster care placement move:

<b>When I had to move from one foster home to another, I knew why I was being moved.</b>						
<b>AGE</b>	<b>13</b>	<b>14</b>	<b>15</b>	<b>16</b>	<b>17</b>	<b>TOTAL</b>
<b>Yes</b>	82	74	79	115	112	<b>462</b>
<b>No</b>	8	20	20	20	8	<b>76</b>
<b>TOTAL</b>	90	94	99	135	120	<b>538</b>
<b>Percent Yes</b>	91%	79%	80%	85%	93%	<b>86%</b>

<b>When I had to move from one foster home to another, I asked to be moved.</b>						
<b>AGE</b>	<b>13</b>	<b>14</b>	<b>15</b>	<b>16</b>	<b>17</b>	<b>TOTAL</b>
<b>Yes</b>	40	47	37	74	54	<b>252</b>
<b>No</b>	50	47	62	61	66	<b>286</b>
<b>TOTAL</b>	90	94	99	135	120	<b>538</b>
<b>Percent Yes</b>	44%	50%	37%	55%	45%	<b>47%</b>

**When I moved I knew about the plan to move me and was able to talk it through with friends and/or family.**

AGE	13	14	15	16	17	TOTAL
Yes	64	64	64	96	83	371
No	26	30	35	39	37	167
TOTAL	90	94	99	135	120	538
Percent Yes	71%	68%	65%	71%	69%	69%

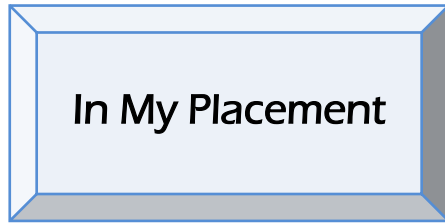
**Did you complete an exit interview when you left each placement?**

AGE	13	14	15	16	17	TOTAL
Yes	48	52	57	76	75	308
No	19	15	20	30	33	117
I do not know	23	27	22	29	12	113
TOTAL	90	94	99	135	120	538
Percent Yes [Does not include responses of: "I do not know"]	72%	78%	74%	72%	69%	72%

**When I moved, I was able to take my things with me.**

AGE	13	14	15	16	17	TOTAL
Yes	83	76	91	118	107	475
No	7	18	8	17	13	63
TOTAL	90	94	99	135	120	538
Percent Yes	92%	81%	92%	87%	89%	88%





<b>In my placement I have enough food to eat.</b>						
<b>AGE</b>	<b>13</b>	<b>14</b>	<b>15</b>	<b>16</b>	<b>17</b>	<b>TOTAL</b>
<b>Yes</b>	209	195	223	262	259	<b>1148</b>
<b>No</b>	8	18	28	43	27	<b>124</b>
<b>TOTAL</b>	217	213	251	305	286	<b>1272</b>
<b>Percent Yes</b>	96%	92%	89%	86%	91%	<b>90%</b>

<b>In my placement I am allowed to go to the kitchen for drinks and snacks.</b>						
<b>AGE</b>	<b>13</b>	<b>14</b>	<b>15</b>	<b>16</b>	<b>17</b>	<b>TOTAL</b>
<b>Yes</b>	177	162	197	240	238	<b>1014</b>
<b>No</b>	18	21	31	34	26	<b>130</b>
<b>I am not allowed in the kitchen</b>	22	30	23	31	22	<b>128</b>
<b>TOTAL</b>	217	213	251	305	286	<b>1272</b>
<b>Percent Yes</b>	82%	76%	78%	79%	83%	<b>80%</b>

<b>I have enough clothing in my size.</b>						
<b>AGE</b>	<b>13</b>	<b>14</b>	<b>15</b>	<b>16</b>	<b>17</b>	<b>TOTAL</b>
<b>Yes</b>	172	159	181	194	201	<b>907</b>
<b>No</b>	45	54	70	111	85	<b>365</b>
<b>TOTAL</b>	217	213	251	305	286	<b>1272</b>
<b>Percent Yes</b>	79%	75%	72%	64%	70%	<b>71%</b>

**I get to choose what clothing my foster parents/staff buy for me.**

AGE	13	14	15	16	17	TOTAL
Yes	173	180	201	251	240	1045
No	31	23	37	38	36	165
My foster parents/staff choose all of my clothing	13	10	13	16	10	62
<b>TOTAL</b>	217	213	251	305	286	1272
<b>Percent Yes</b>	80%	85%	80%	82%	84%	82%

**In my placement I have privacy when I use the phone.**

AGE	13	14	15	16	17	TOTAL
Yes	155	161	190	233	244	983
No	62	52	61	72	42	289
<b>TOTAL</b>	217	213	251	305	286	1272
<b>Percent Yes</b>	71%	76%	76%	76%	85%	77%

**I am able to practice the religion of my choice.**

AGE	13	14	15	16	17	TOTAL
Yes	164	152	182	209	207	914
No	15	12	23	15	14	79
I do not have a religion	38	49	46	81	65	279
<b>TOTAL</b>	217	213	251	305	286	1272
<b>Percent Yes</b> [Does not include responses of "I do not have a religion"]	92%	93%	89%	93%	94%	92%



<b>In my placement I am treated differently because I am a "foster child".</b>						
<b>AGE</b>	<b>13</b>	<b>14</b>	<b>15</b>	<b>16</b>	<b>17</b>	<b>TOTAL</b>
<b>Yes</b>	38	35	31	53	39	<b>196</b>
<b>No</b>	179	178	220	252	247	<b>1076</b>
<b>TOTAL</b>	217	213	251	305	286	<b>1272</b>
<b>Percent Yes</b>	18%	16%	12%	17%	14%	<b>15%</b>

<b>In my placement I am treated like a member of the family.</b>						
<b>AGE</b>	<b>13</b>	<b>14</b>	<b>15</b>	<b>16</b>	<b>17</b>	<b>TOTAL</b>
<b>Yes</b>	135	117	137	177	165	<b>731</b>
<b>No</b>	14	18	25	29	24	<b>110</b>
<b>I am in a group home and it feels like a family</b>	36	44	39	43	50	<b>212</b>
<b>I am in a group home and it does not feel like a family</b>	32	34	50	56	47	<b>219</b>
<b>TOTAL</b>	217	213	251	305	286	<b>1272</b>
<b>Percent Yes</b> [Includes responses of "I am in a group home and it feels like a family"]	79%	76%	70%	72%	75%	<b>74%</b>

<b>In my placement I am included in all family activities.</b>						
<b>AGE</b>	<b>13</b>	<b>14</b>	<b>15</b>	<b>16</b>	<b>17</b>	<b>TOTAL</b>
<b>Yes</b>	144	126	144	185	172	<b>771</b>
<b>No</b>	20	21	32	30	31	<b>134</b>
<b>I am in a group home and I am included in group activities</b>	51	58	65	80	74	<b>328</b>
<b>I am in a group home and there are no activities</b>	2	8	10	10	9	<b>39</b>
<b>TOTAL</b>	217	213	251	305	286	<b>1272</b>
<b>Percent Yes</b> [Includes responses of "I am in a group home and I am included in group activities"]	90%	86%	83%	87%	86%	<b>86%</b>

**I was placed with a foster family that cared about me and what I needed and wanted.**

AGE	13	14	15	16	17	TOTAL
Yes	134	102	118	124	116	594
No	9	18	18	19	26	90
I do not live with a foster family	74	93	115	162	144	588
TOTAL	217	213	251	305	286	1272
Percent Yes [Does not include responses of "I do not live with a foster family"]	94%	85%	87%	87%	82%	87%

**I feel like the foster family that I am living with and I are a "good match".**

AGE	13	14	15	16	17	TOTAL
Yes	113	95	118	125	115	566
No	29	20	20	24	28	121
I do not live with a foster family	75	98	113	156	143	585
TOTAL	217	213	251	305	286	1272
Percent Yes [Does not include responses of "I do not live with a foster family"]	80%	83%	86%	84%	80%	82%

**In my placement when I get sick I feel like someone cares and they take care of me.**

AGE	13	14	15	16	17	TOTAL
Yes	187	173	201	240	235	1036
No	30	40	50	65	51	236
TOTAL	217	213	251	305	286	1272
Percent Yes	86%	81%	80%	79%	82%	81%

**If I get in trouble, my foster parent/caregiver listens to my side of the story and tries to help me.**

<b>AGE</b>	<b>13</b>	<b>14</b>	<b>15</b>	<b>16</b>	<b>17</b>	<b>TOTAL</b>
<b>Yes</b>	168	163	196	233	227	<b>987</b>
<b>No</b>	49	50	55	72	59	<b>285</b>
<b>TOTAL</b>	217	213	251	305	286	<b>1272</b>
<b>Percent Yes</b>	77%	77%	78%	76%	79%	<b>78%</b>

**In my placement I think the discipline is fair when I do something I was not supposed to do.**

<b>AGE</b>	<b>13</b>	<b>14</b>	<b>15</b>	<b>16</b>	<b>17</b>	<b>TOTAL</b>
<b>Yes</b>	178	173	202	247	230	<b>1030</b>
<b>No</b>	39	40	49	58	56	<b>242</b>
<b>TOTAL</b>	217	213	251	305	286	<b>1272</b>
<b>Percent Yes</b>	82%	81%	80%	81%	80%	<b>81%</b>

**I can think of times when my foster parent/caregiver praised me for successes at school or home.**

<b>AGE</b>	<b>13</b>	<b>14</b>	<b>15</b>	<b>16</b>	<b>17</b>	<b>TOTAL</b>
<b>Yes</b>	179	172	199	241	234	<b>1025</b>
<b>No</b>	38	41	52	64	52	<b>247</b>
<b>TOTAL</b>	217	213	251	305	286	<b>1272</b>
<b>Percent Yes</b>	82%	81%	79%	79%	82%	<b>81%</b>

**I remember my foster parent talking to my caseworker and/or supervisor so that things would be better for me.**

AGE	13	14	15	16	17	TOTAL
<b>Yes</b>	119	98	112	130	112	<b>571</b>
<b>No</b>	23	18	28	21	23	<b>113</b>
<b>I do not live with a foster family</b>	75	97	111	154	151	<b>588</b>
<b>TOTAL</b>	217	213	251	305	286	<b>1272</b>
<b>Percent Yes</b> [Does not include responses of "I do not live with a foster family"]	84%	84%	80%	86%	83%	<b>83%</b>

**My foster family was given help and support from the foster care system to care for me.**

AGE	13	14	15	16	17	TOTAL
<b>Yes</b>	89	87	92	110	104	<b>482</b>
<b>No</b>	8	10	20	13	12	<b>63</b>
<b>I do not know</b>	47	28	30	36	28	<b>169</b>
<b>I do not live with a foster family</b>	73	88	109	146	142	<b>558</b>
<b>TOTAL</b>	217	213	251	305	286	<b>1272</b>
<b>Percent Yes</b> [Does not include responses of "I don't know" or "I do not live with a foster family"]	92%	90%	82%	89%	90%	<b>88%</b>

**My foster family helps arrange visits with my family and/or brothers/sisters as allowed by the courts.**

AGE	13	14	15	16	17	TOTAL
<b>Yes</b>	103	87	83	97	89	<b>459</b>
<b>No</b>	38	30	57	54	44	<b>223</b>
<b>I do not live with a foster family</b>	76	96	111	154	153	<b>590</b>
<b>TOTAL</b>	217	213	251	305	286	<b>1272</b>
<b>Percent Yes</b> [Does not include responses of "I do not live with a foster family"]	73%	74%	59%	64%	67%	<b>67%</b>

**I feel comfortable talking about my family, sisters and/or brothers with my foster family.**

AGE	13	14	15	16	17	TOTAL
Yes	114	92	112	125	107	550
No	29	26	28	26	28	137
I do not live with a foster family	74	95	111	154	151	585
<b>TOTAL</b>	217	213	251	305	286	1272
<b>Percent Yes</b> [Does not include responses of "I do not live with a foster family"]	80%	78%	80%	83%	79%	80%

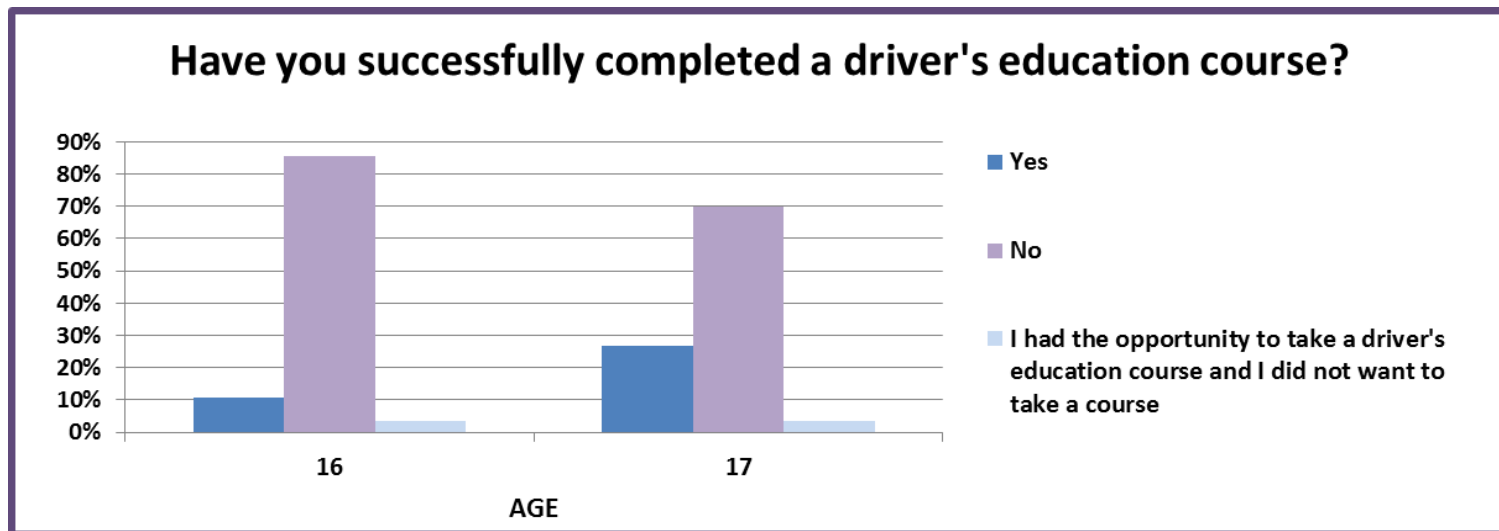
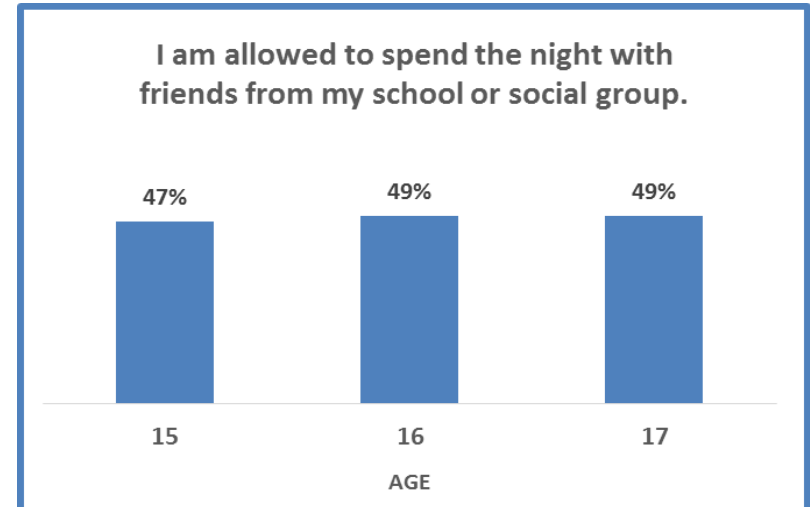
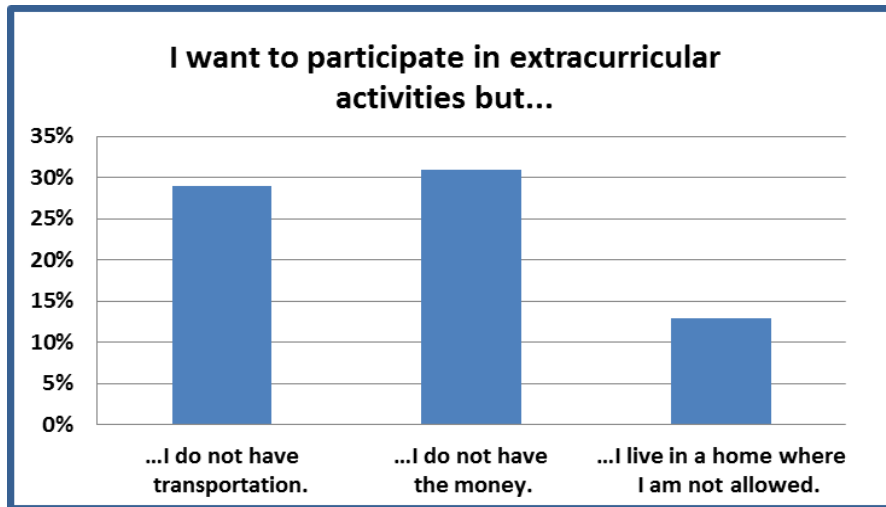
**My foster parent(s) took/have taken me to doctor's appointments.**

AGE	13	14	15	16	17	TOTAL
Yes	139	113	128	144	136	660
No	12	9	19	19	14	73
I do not live with a foster family	66	91	104	142	136	539
<b>TOTAL</b>	217	213	251	305	286	1272
<b>Percent Yes</b> [Does not include responses of "I do not live with a foster family"]	92%	93%	87%	88%	91%	90%

**Do you feel that foster parents/caregivers keep your private and personal information protected?**

AGE	13	14	15	16	17	TOTAL
Yes	122	102	111	130	117	582
No	21	18	31	23	21	114
I do not live with a foster family	74	93	109	152	148	576
<b>TOTAL</b>	217	213	251	305	286	1272
<b>Percent Yes</b> [Does not include responses of "I do not live with a foster family"]	85%	85%	78%	85%	85%	84%

# Social & Extracurricular [Teen Life]





# Teen Activities

<b>I have internet in my foster home/foster care placement.</b>				
AGE	15	16	17	TOTAL
Yes	197	233	225	<b>655</b>
No	54	72	61	<b>187</b>
<b>TOTAL</b>	<b>251</b>	<b>305</b>	<b>286</b>	<b>842</b>
<b>Percent Yes</b>	<b>78%</b>	<b>76%</b>	<b>79%</b>	<b>78%</b>

If youth responded "Yes", they were asked:



<b>I am allowed to use the internet in my foster home/foster care placement.</b>				
AGE	15	16	17	TOTAL
Yes	188	220	209	<b>617</b>
No	9	13	16	<b>38</b>
<b>TOTAL</b>	<b>197</b>	<b>233</b>	<b>225</b>	<b>655</b>
<b>Percent Yes</b>	<b>95%</b>	<b>94%</b>	<b>93%</b>	<b>94%</b>

<b>I have a cell phone.</b>				
AGE	15	16	17	TOTAL
Yes	136	176	197	<b>509</b>
No	115	129	89	<b>333</b>
<b>TOTAL</b>	<b>251</b>	<b>305</b>	<b>286</b>	<b>842</b>
<b>Percent Yes</b>	<b>54%</b>	<b>58%</b>	<b>69%</b>	<b>60%</b>

<b>I have a computer.</b>				
AGE	15	16	17	TOTAL
Yes	114	135	125	<b>374</b>
No	137	170	161	<b>468</b>
<b>TOTAL</b>	<b>251</b>	<b>305</b>	<b>286</b>	<b>842</b>
<b>Percent Yes</b>	<b>45%</b>	<b>44%</b>	<b>44%</b>	<b>44%</b>

<b>I am allowed to attend Prom.</b>				
AGE	15	16	17	TOTAL
Yes	203	254	233	<b>690</b>
No	48	51	53	<b>152</b>
<b>TOTAL</b>	<b>251</b>	<b>305</b>	<b>286</b>	<b>842</b>
<b>Percent Yes</b>	<b>81%</b>	<b>83%</b>	<b>81%</b>	<b>82%</b>

<b>I am allowed to attend Homecoming.</b>				
AGE	15	16	17	TOTAL
Yes	209	257	236	<b>702</b>
No	42	48	50	<b>140</b>
<b>TOTAL</b>	<b>251</b>	<b>305</b>	<b>286</b>	<b>842</b>
<b>Percent Yes</b>	<b>83%</b>	<b>84%</b>	<b>83%</b>	<b>83%</b>

<b>I am allowed to Date.</b>				
<b>AGE</b>	<b>15</b>	<b>16</b>	<b>17</b>	<b>TOTAL</b>
<b>Yes</b>	191	253	257	<b>701</b>
<b>No</b>	60	52	29	<b>141</b>
<b>TOTAL</b>	251	305	286	<b>842</b>
<b>Percent Yes</b>	76%	83%	90%	<b>83%</b>

<b>I am allowed to spend the night with friends from my school or social group.</b>				
<b>AGE</b>	<b>15</b>	<b>16</b>	<b>17</b>	<b>TOTAL</b>
<b>Yes</b>	119	149	140	<b>408</b>
<b>No</b>	132	156	146	<b>434</b>
<b>TOTAL</b>	251	305	286	<b>842</b>
<b>Percent Yes</b>	47%	49%	49%	<b>48%</b>

<b>I can spend time with my friends WITH adult supervision .</b>						
<b>AGE</b>	<b>13</b>	<b>14</b>	<b>15</b>	<b>16</b>	<b>17</b>	<b>TOTAL</b>
<b>Yes</b>	139	147	184	230	210	<b>910</b>
<b>No</b>	44	32	34	49	52	<b>211</b>
<b>I am not allowed</b>	34	34	33	26	24	<b>151</b>
<b>TOTAL</b>	217	213	251	305	286	<b>1272</b>
<b>Percent Yes</b>	64%	69%	73%	75%	73%	<b>72%</b>

<b>I can spend time with my friends WITHOUT adult supervision.</b>						
<b>AGE</b>	<b>13</b>	<b>14</b>	<b>15</b>	<b>16</b>	<b>17</b>	<b>TOTAL</b>
<b>Yes</b>	104	111	158	218	216	<b>807</b>
<b>No</b>	59	54	45	50	36	<b>244</b>
<b>I am not allowed</b>	54	48	48	37	34	<b>221</b>
<b>TOTAL</b>	217	213	251	305	286	<b>1272</b>
<b>Percent Yes</b>	48%	52%	63%	71%	76%	<b>63%</b>

<b>I participate in the following: [Select All That Apply]</b>							
<b>AGE</b>	<b>13</b>	<b>14</b>	<b>15</b>	<b>16</b>	<b>17</b>	<b>TOTAL</b>	<b>%</b>
<b>School Club</b>	30	30	36	42	37	<b>175</b>	<b>14%</b>
<b>Sports Team</b>	45	62	57	58	44	<b>266</b>	<b>21%</b>
<b>Community Club or Organization</b>	24	22	28	26	30	<b>130</b>	<b>10%</b>
<b>Faith Based Organization of my choice</b>	41	46	42	42	52	<b>223</b>	<b>18%</b>
<b>Go to school events, movies, shopping and other unsupervised activities with my friends</b>	75	80	98	119	135	<b>507</b>	<b>40%</b>
<b>Time with my friends</b>	88	97	120	131	151	<b>587</b>	<b>46%</b>
<b>Other</b>	25	23	24	22	25	<b>119</b>	<b>9%</b>
<b>None</b>	55	59	73	107	107	<b>401</b>	<b>32%</b>

<b>I want to participate in extracurricular activities, but...</b>						
<b>AGE</b>	<b>13</b>	<b>14</b>	<b>15</b>	<b>16</b>	<b>17</b>	<b>TOTAL</b>
<b>...I do not have transportation.</b>	57	64	76	95	80	<b>372</b>
<b>...I do not have the money.</b>	64	56	85	101	86	<b>392</b>
<b>...I live in a home where I am not allowed.</b>	33	34	36	33	33	<b>169</b>

**Teen Life:  
Transportation**

<b>Do you have a reliable means of transportation to school, including the school bus?</b>						
<b>AGE</b>	<b>13</b>	<b>14</b>	<b>15</b>	<b>16</b>	<b>17</b>	<b>TOTAL</b>
<b>Yes</b>	199	192	223	268	234	<b>1116</b>
<b>No</b>	14	12	23	20	26	<b>95</b>
<b>Not in school</b>	4	9	5	17	26	<b>61</b>
<b>TOTAL</b>	217	213	251	305	286	<b>1272</b>
<b>Percent Yes</b> [Does not include responses of "Not in school"]	93%	94%	91%	93%	90%	<b>92%</b>

<b>What is your primary means of transportation to get around?</b>							
<b>AGE</b>	<b>13</b>	<b>14</b>	<b>15</b>	<b>16</b>	<b>17</b>	<b>TOTAL</b>	<b>%</b>
<b>Foster Parents</b>	91	60	82	79	50	<b>362</b>	<b>28%</b>
<b>Group Home Staff</b>	58	82	91	112	89	<b>432</b>	<b>34%</b>
<b>Public Transportation</b>	3	9	14	39	57	<b>122</b>	<b>10%</b>
<b>Own Car</b>	2	0	0	2	2	<b>6</b>	<b>0%</b>
<b>Friends</b>	2	6	2	5	10	<b>25</b>	<b>2%</b>
<b>Taxi</b>	0	0	0	0	0	<b>0</b>	<b>0%</b>
<b>Bike</b>	1	4	2	1	5	<b>13</b>	<b>1%</b>
<b>Walk</b>	9	10	18	15	15	<b>67</b>	<b>5%</b>
<b>Boyfriend/Girlfriend</b>	1	0	3	3	7	<b>14</b>	<b>1%</b>
<b>Parent</b>	4	3	4	2	4	<b>17</b>	<b>1%</b>
<b>Caseworker/IL Staff</b>	6	8	10	11	12	<b>47</b>	<b>4%</b>
<b>Church or Religious Official/Member</b>	0	0	0	1	2	<b>3</b>	<b>0%</b>
<b>Other Family Member</b>	0	4	2	6	6	<b>18</b>	<b>1%</b>
<b>School Bus</b>	29	12	14	14	14	<b>83</b>	<b>7%</b>
<b>Therapist</b>	1	1	0	0	1	<b>3</b>	<b>0%</b>
<b>Other</b>	10	14	9	15	12	<b>60</b>	<b>5%</b>

## What is your secondary means of transportation to get around?

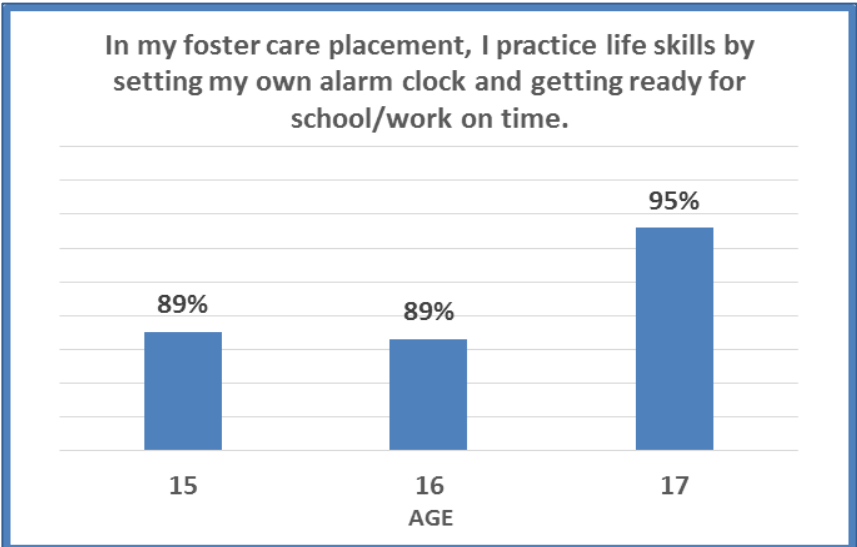
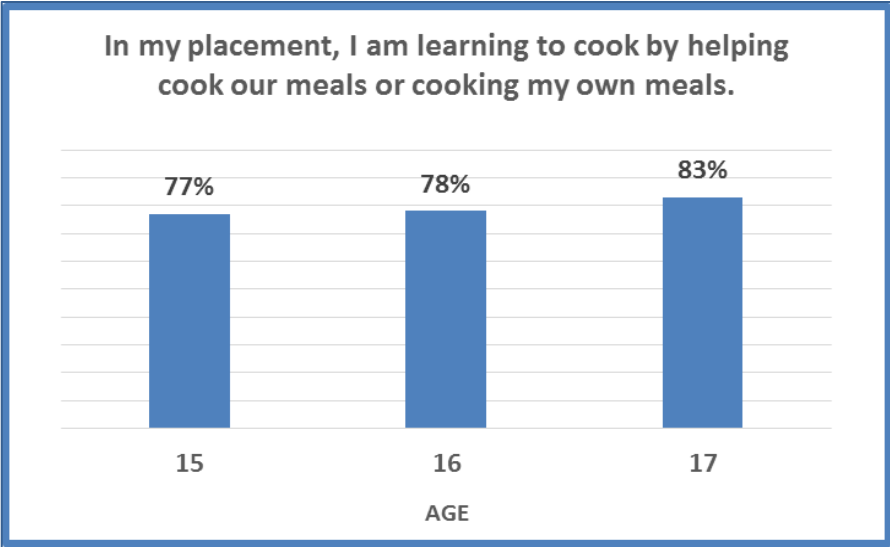
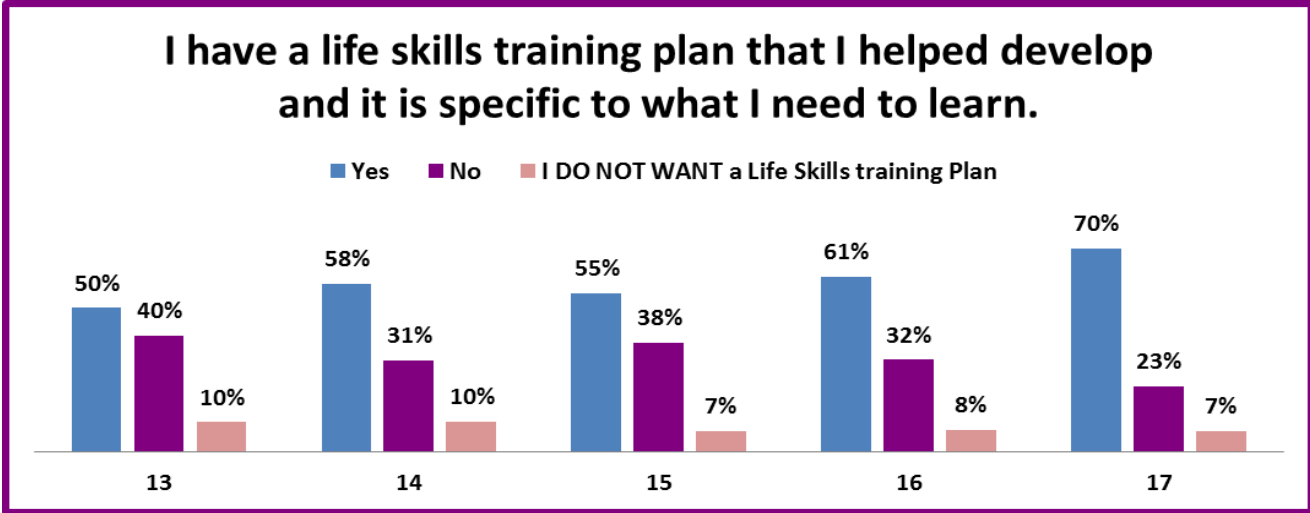
AGE	13	14	15	16	17	TOTAL	%
Foster Parents	38	27	27	27	27	146	11%
Group Home Staff	26	27	38	49	43	183	14%
Public Transportation	8	20	33	46	47	154	12%
Own Car	0	1	0	2	4	7	1%
Friends	4	13	19	28	30	94	7%
Taxi	0	0	0	3	2	5	0%
Bike	9	10	11	15	11	56	4%
Walk	22	19	27	35	38	141	11%
Boyfriend/Girlfriend	0	1	5	7	8	21	2%
Parent	6	4	9	5	3	27	2%
Caseworker/IL Staff	44	37	38	32	26	177	14%
Church or Religious Official/Member	0	3	1	1	1	6	0%
Other Family Member	15	6	6	5	8	40	3%
School Bus	34	27	23	28	16	128	10%
Therapist	2	3	2	3	1	11	1%
Other	9	15	12	19	21	76	6%

<b>Have you successfully completed a driver's education course?</b>			
<b>AGE</b>	<b>16</b>	<b>17</b>	<b>TOTAL</b>
<b>Yes</b>	33	76	<b>109</b>
<b>No</b>	261	200	<b>461</b>
<b>I had the opportunity to take a driver's education course and I did not want to take a course</b>	11	10	<b>21</b>
<b>TOTAL</b>	305	286	<b>591</b>
<b>Percent Yes</b> [Does not include responses of: I had the opportunity to take a driver's education course and I did not want to take course]	11%	28%	<b>19%</b>

<b>I have a learners permit.</b>				
<b>AGE</b>	<b>15</b>	<b>16</b>	<b>17</b>	<b>TOTAL</b>
<b>Yes</b>	21	27	49	<b>97</b>
<b>No</b>	230	278	237	<b>745</b>
<b>TOTAL</b>	251	305	286	<b>842</b>
<b>Percent Yes</b>	8%	9%	17%	<b>12%</b>

<b>I have a driver's license.</b>			
<b>AGE</b>	<b>16</b>	<b>17</b>	<b>TOTAL</b>
<b>Yes</b>	6	7	<b>13</b>
<b>No</b>	299	279	<b>578</b>
<b>TOTAL</b>	305	286	<b>591</b>
<b>Percent Yes</b>	2%	2%	<b>2%</b>

# Life Skills Capable

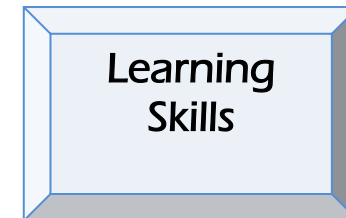


**I have a life skills training plan that I helped develop and it is specific to what I need to learn.**

AGE	13	14	15	16	17	TOTAL
Yes	108	124	138	185	201	756
No	87	67	95	97	65	411
I DO NOT WANT a Life Skills training Plan	22	22	18	23	20	105
<b>TOTAL</b>	217	213	251	305	286	1272
<b>Percent Yes</b>	50%	58%	55%	61%	70%	59%

**In my placement, I am learning to cook by helping cook our meals OR cooking my own meals.**

AGE	15	16	17	TOTAL
Yes, I am allowed to cook	173	217	225	615
No, I am not allowed to cook	51	62	45	158
I am allowed to cook, but I DO NOT want to	27	26	16	69
<b>TOTAL</b>	251	305	286	842
<b>Percent Yes</b> <small>[Does not include responses of: I am allowed to cook, but I do not want to]</small>	77%	78%	83%	80%



**In my foster care placement, I practice life skills by setting my own alarm clock and getting ready for school/ work on time.**

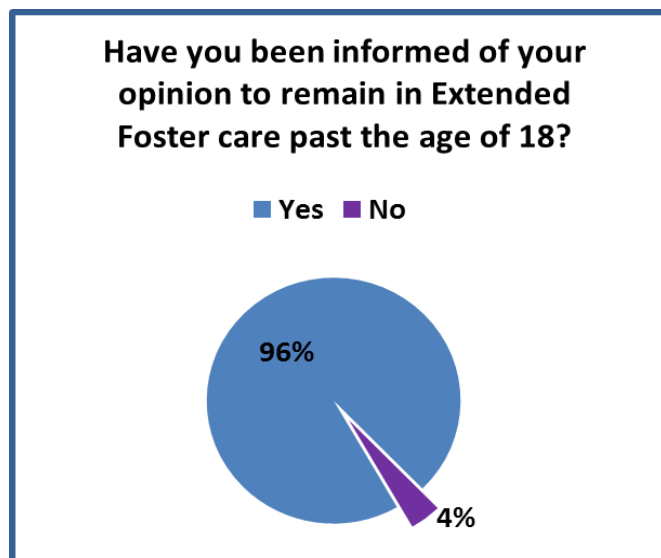
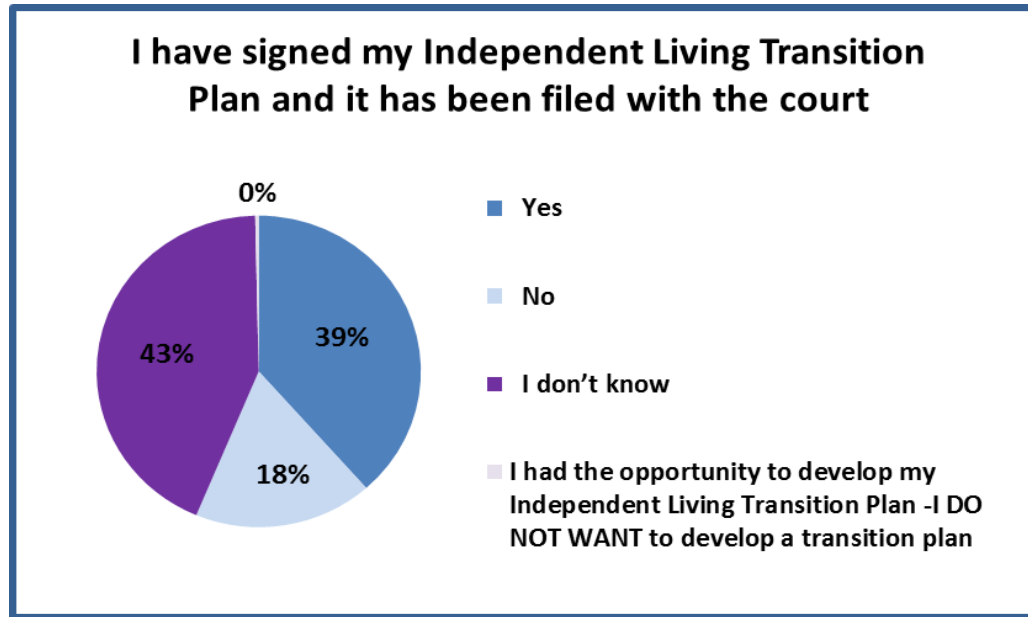
AGE	15	16	17	TOTAL
Yes	203	241	259	703
No, I am not allowed to have my own alarm clock	25	31	13	69
I am allowed to have my own alarm clock and practice getting ready for school/work on time, but I DO NOT want to	23	33	14	70
<b>TOTAL</b>	251	305	286	842
<b>Percent Yes</b> <small>[Does not include responses of: I am allowed to have my own alarm clock and practice getting ready for school/work on time, but I</small>	89%	89%	95%	91%



<b>I have completed a life skills training program on time management and organization.</b>				
<b>AGE</b>	<b>15</b>	<b>16</b>	<b>17</b>	<b>TOTAL</b>
<b>Yes</b>	103	135	171	<b>409</b>
<b>No</b>	143	162	103	<b>408</b>
<b>I had the opportunity to attend training on time management and organization- I DID NOT WANT TO ATTEND</b>	5	8	12	<b>25</b>
<b>TOTAL</b>	251	305	286	<b>842</b>
<b>Percent Yes</b> [Does not include responses of: I had the opportunity to attend training on time management and organization- I DID NOT WANT TO ATTEND]	42%	45%	62%	<b>50%</b>

<b>I am currently attending a parenting training program.</b>				
<b>AGE</b>	<b>15</b>	<b>16</b>	<b>17</b>	<b>TOTAL</b>
<b>Yes</b>	16	17	34	<b>67</b>
<b>No</b>	228	271	241	<b>740</b>
<b>I have completed a parenting program</b>	4	10	8	<b>22</b>
<b>I had the opportunity to attend a parenting program- I DID NOT WANT TO ATTEND</b>	3	7	3	<b>13</b>
<b>TOTAL</b>	251	305	286	<b>842</b>
<b>Percent Yes</b> [Does not include responses of: I had the opportunity to attend a parenting training program- I DID NOT WANT TO ATTEND]	6%	6%	12%	<b>8%</b>

# Comprehensive & Individualized Transition from Foster Care Plan: Age 17





**Note:** 43% of the 17 year old youth who completed the survey report they do not know if they have signed an independent living transition plan that has been filed with the court

I have signed my Independent Living Transition Plan and it has been filed with the court.	
AGE	17
Yes	110
No	51
I don't know	124
I had the opportunity to develop my Independent Living Transition Plan -I DO NOT WANT to develop a transition plan	1
TOTAL	286
Percent Yes	43%

Have you been informed of your option to remain in Extended Foster Care past the age of 18?	
AGE	17
Yes	274
No	12
TOTAL	286
Percent Yes	96%

If youth responded "Yes", they were asked:



Do you plan to remain in Extended Foster Care when you turn 18?	
AGE	17
Yes	169
No	105
TOTAL	274
Percent Yes	62%

If youth responded "No", they were asked:



Do you understand that you can decide to return to Foster Care up to your 21st Birthday?	
AGE	17
Yes	99
No	6
TOTAL	105
Percent Yes	94%

**End of the Report: Spring 2014**



**Questions & Comments:**

[www.Cby25i.org](http://www.Cby25i.org)

Please contact: Cby25 Initiative, Inc.

Email: [ILchecklist@Cby25i.org](mailto:ILchecklist@Cby25i.org)

Telephone: 813-222-0099

Mail: 405 East Palm Ave

Tampa, Florida 33602