



In spring 2015,
1300 youth in Florida's
foster care system, ages
13-17 completed the
"My Services" self-report
survey as part of DCF's
Listening to Every Youth
...Every Year project.

This report highlights
some of the responses
from the youth survey.

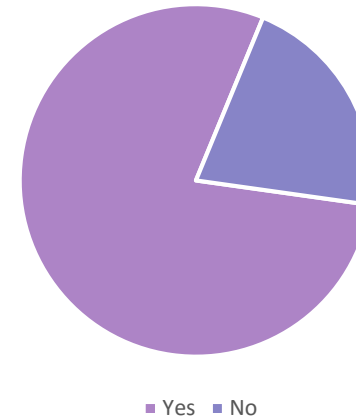
My Life in
Foster Care....
From My Point
of View





I have a recent photograph of myself taken in the last 3 months.						
	13	14	15	16	17	TOTAL
Yes	147	207	202	237	236	1029
No	41	58	63	61	48	271
TOTAL	188	265	265	298	284	1300
%Yes	78%	78%	76%	80%	83%	79%

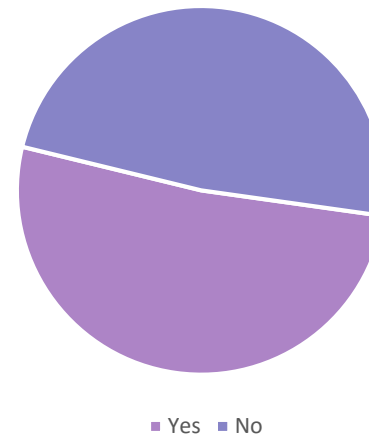
I Have a Recent Photgraph of Myself



1

I have a recent photograph of my siblings taken in the last 3 months.						
	13	14	15	16	17	TOTAL
Yes	98	122	124	157	134	635
No	79	130	127	130	130	596
I do not have siblings	11	13	14	11	20	69
TOTAL	188	265	265	298	284	1300
% Yes [Does not include responses of "I do not have siblings"]	55%	48%	49%	55%	51%	52%

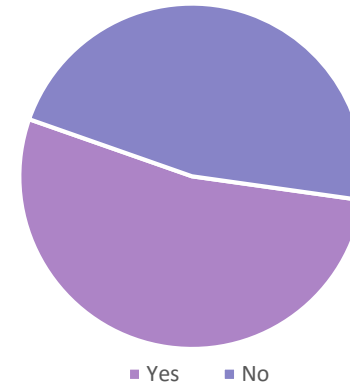
I Have a Recent Photograph of Siblings



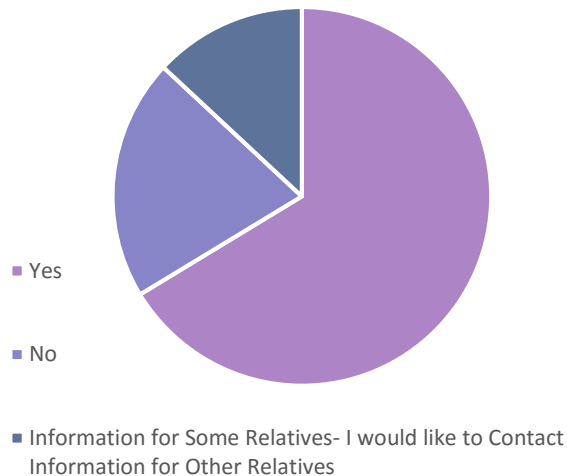
I have a collection of pictures, records of special events, and important papers from my time in foster care.

	13	14	15	16	17	TOTAL
Yes	101	145	136	166	174	722
No	87	120	129	132	110	578
TOTAL	188	265	265	298	284	1300
% Yes	54%	55%	51%	56%	61%	56%

I Have a Collection of Pictures, Records & Important Papers from Special Events



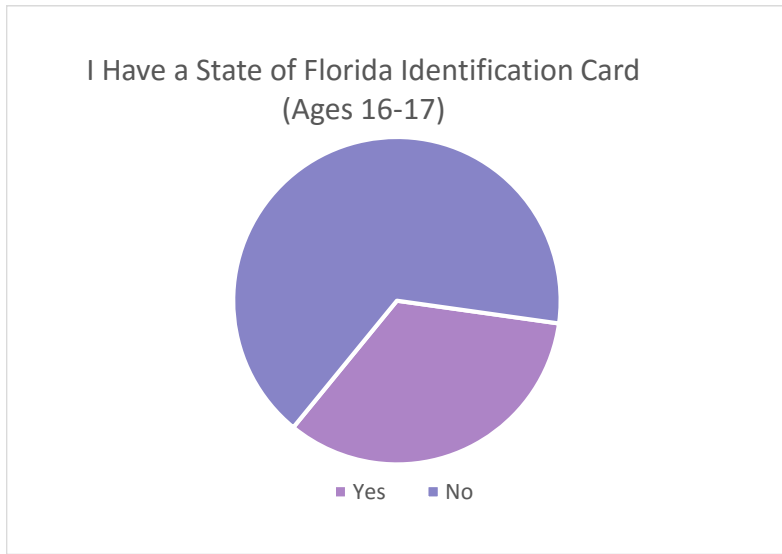
I Have Contact Information for My Relatives



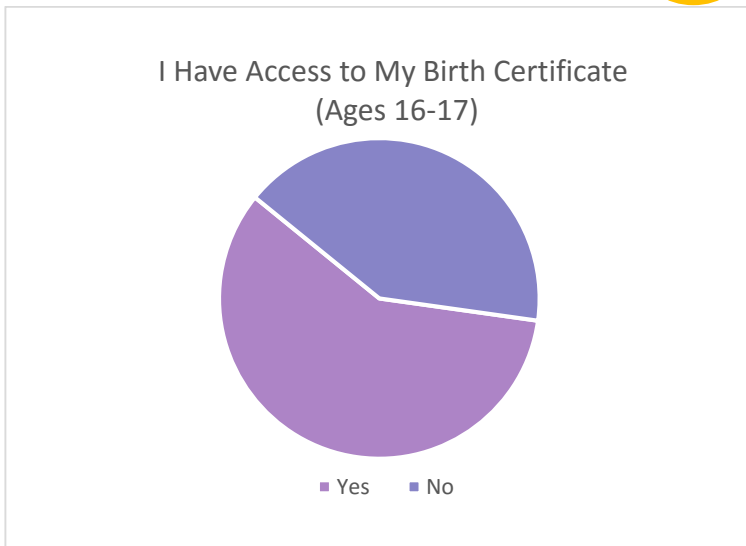
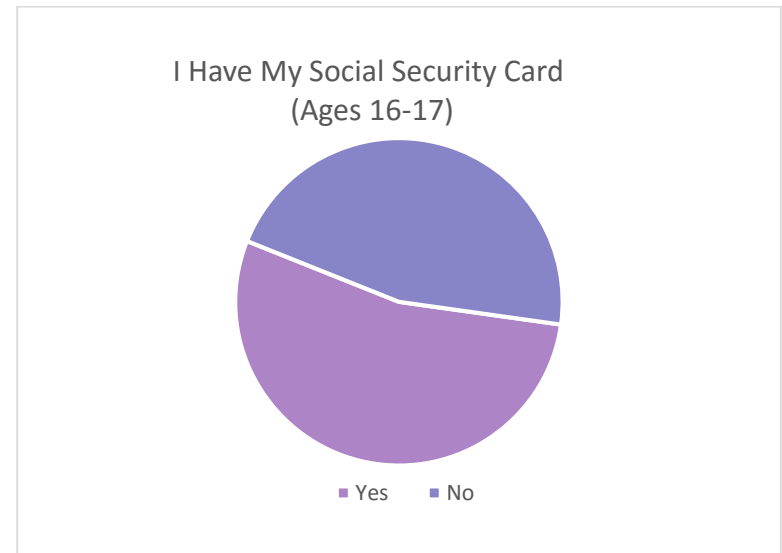
I have address and contact information for my relatives.

	13	14	15	16	17	TOTAL
Yes	115	172	176	219	222	904
No	38	46	49	43	42	218
I have some information, but there are other relatives I would like to have contact with	35	47	40	36	20	178
TOTAL	188	265	265	298	284	1300
% Yes [Does not include responses of: "I have some information, but there are other relatives I would like to have contact with"]	75%	79%	78%	84%	84%	81%

I have a State of Florida Identification Card.						
	13	14	15	16	17	TOTAL
Yes	23	53	61	119	198	454
No	165	212	204	179	86	846
TOTAL	188	265	265	298	284	1300
%Yes	12%	20%	23%	40%	70%	35%



I have my Social Security Card.						
	13	14	15	16	17	TOTAL
Yes	55	90	104	133	176	558
No	133	175	161	165	108	742
TOTAL	188	265	265	298	284	1300
% Yes	29%	34%	39%	45%	62%	43%



I have access to an original or certified copy of my Birth Certificate.						
	13	14	15	16	17	TOTAL
Yes	95	131	143	174	213	756
No	93	134	122	124	71	544
TOTAL	188	265	265	298	284	1300
% Yes	51%	49%	54%	58%	75%	58%

I have access to my Medicaid Card.						
	13	14	15	16	17	TOTAL
Yes	72	122	132	160	183	669
No	116	143	133	138	101	631
TOTAL	188	265	265	298	284	1300
% Yes	38%	46%	50%	54%	64%	51%

The 224 youth who reported having a Master Trust Account were asked "In the last six months, someone has informed me of how much money is in my master trust account".						
	13	14	15	16	17	TOTAL
Yes	13	16	25	36	40	130
No	9	12	18	31	24	94
TOTAL	22	28	43	67	64	224
% Yes	59%	57%	58%	54%	63%	58%

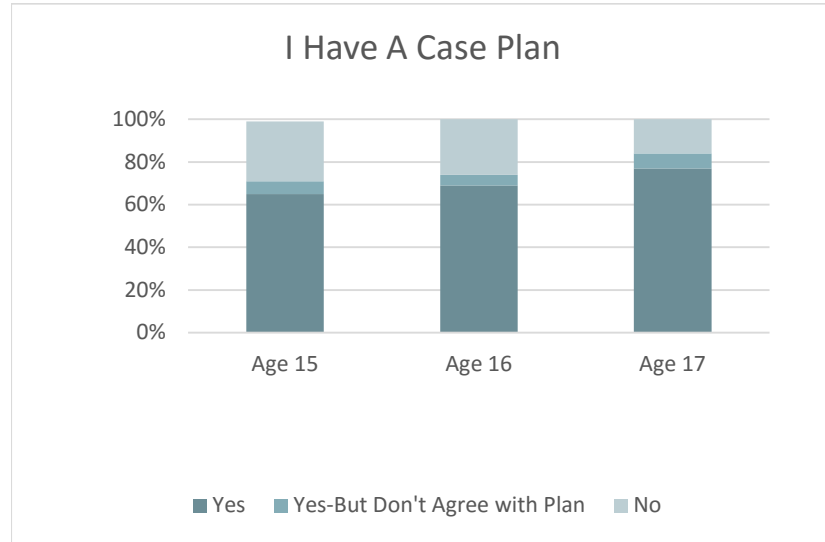
I have read some or parts of my dependency record. (Access to the Foster Care Case File)						
	13	14	15	16	17	TOTAL
Yes	61	79	89	126	153	508
No	127	186	176	172	131	792
TOTAL	188	265	265	298	284	1300
% Yes	32%	30%	34%	42%	54%	39%

I know who to ask to get my dependency records. (Access to the Foster Care Case File)						
	13	14	15	16	17	TOTAL
Yes	101	140	146	172	211	770
No	87	125	119	126	73	530
TOTAL	188	265	265	298	284	1300
% Yes	54%	53%	55%	58%	74%	59%

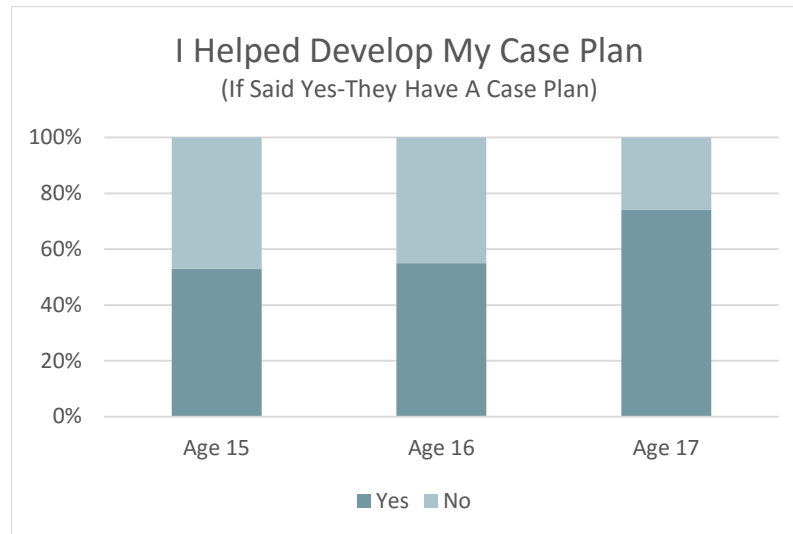


Youth Engagement: The Foster Care Legal Process & Permanency

Do you have a case plan?				
	15	16	17	TOTAL
Yes	173	205	219	597
No	74	77	54	205
I have a case plan but I don't agree with it	18	16	11	45
TOTAL	265	298	284	847
% Yes [Includes responses of: "I have a case plan but I don't agree with it"]	72%	74%	81%	76%



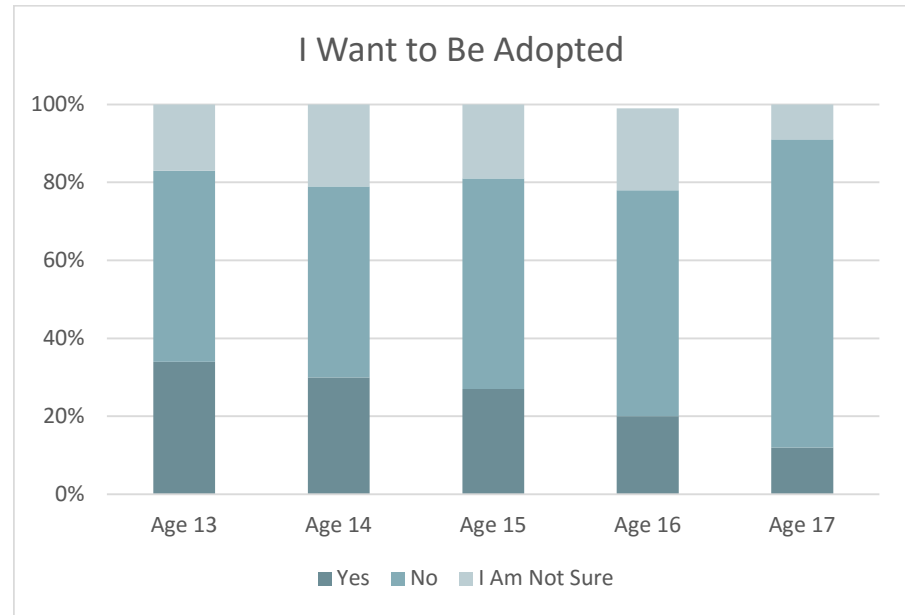
(% who answered Yes) Did you help develop your case plan?				
	15	16	17	TOTAL
Yes	102	121	171	394
No	89	100	59	248
TOTAL	191	221	230	642
% Yes	53%	55%	74%	61%



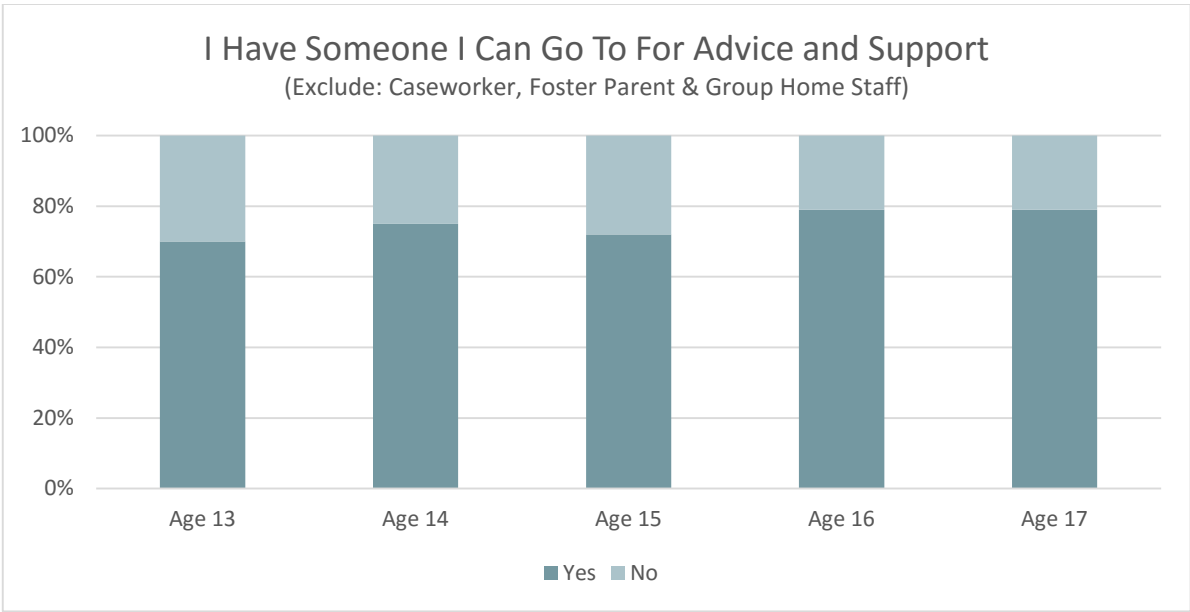
Do you understand what your permanency goal means?						
	13	14	15	16	17	TOTAL
Yes	150	207	192	235	232	1016
No	38	58	73	63	52	284
TOTAL	188	265	265	298	284	1300
% Yes	80%	78%	72%	79%	82%	78%

Do you attend your foster care court hearings?							
	13	14	15	16	17	TOTAL	%
Yes	70	116	103	144	182	615	47%
Sometimes	44	74	91	84	65	358	28%
No, but I want to attend my foster care court hearings	37	37	41	43	16	174	13%
I do not want to attend my foster care court hearings	37	38	30	27	21	153	12%
TOTAL	188	265	265	298	284	1300	

I want to be adopted.						
	13	14	15	16	17	TOTAL
Yes	63	78	71	61	35	308
No	92	130	142	173	223	760
I am not sure	33	57	52	64	26	232
TOTAL	188	265	265	298	284	1300
% Yes <small>[Does not include responses of: "I am not sure"]</small>	41%	38%	33%	26%	14%	29%



Is there an adult in your life that you go to for advice and support? (DO NOT count your caseworker, foster parents, or staff at a group home)						
	13	14	15	16	17	TOTAL
Yes	132	198	192	234	225	981
No	56	67	73	64	59	319
TOTAL	188	265	265	298	284	1300
% Yes	70%	75%	72%	79%	79%	75%

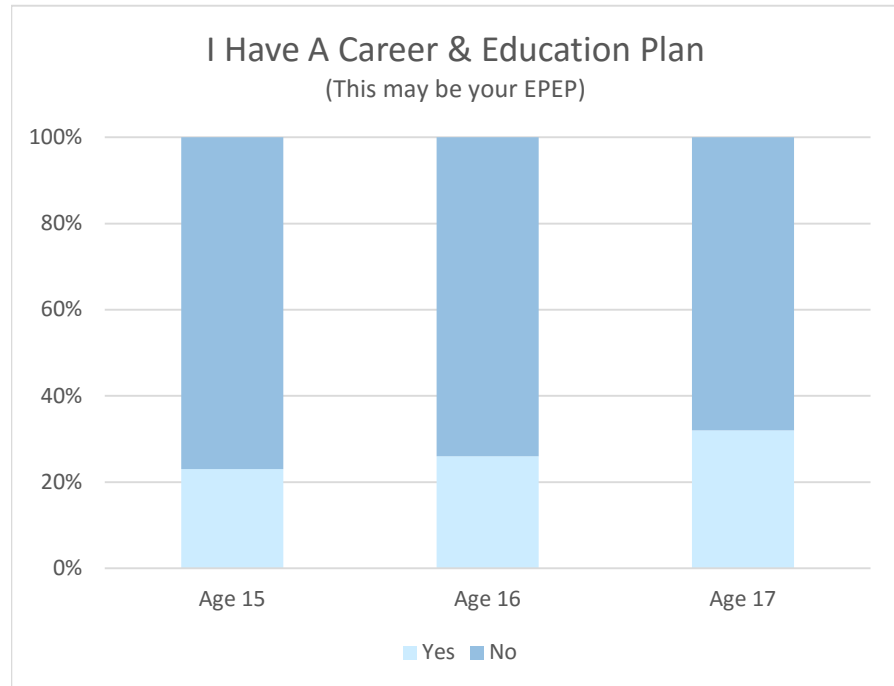


Educational Achievement

Florida Statute 1003.4156 requires that students in middle school successfully complete a course in career and education planning in order to be promoted to High School

Do you have an Education & Career Path Plan? (This may be your EPEP)						
	13	14	15	16	17	TOTAL
Yes	35	57	60	76	92	320
No	153	208	205	222	192	980
TOTAL	188	265	265	298	284	1300
% Yes	19%	22%	23%	26%	32%	25%

I completed a Career Interest Survey in my school.				
	15	16	17	TOTAL
Yes	85	105	122	312
No	104	108	90	302
I do not know	76	85	72	233
TOTAL	265	298	284	847
% Yes [Does not include: "I do not know" responses]	45%	49%	58%	51%



I have an IEP (Individualized Education Plan).						
	13	14	15	16	17	TOTAL
Yes	60	75	84	112	114	445
No	55	74	90	94	98	411
I don't know	73	116	91	92	72	444
TOTAL	188	265	265	298	284	1300

During this school year, who attended parent/teacher conferences with you?							
[Select all that apply] * % = # of responses / 1300 respondents							
	13	14	15	16	17	TOTAL	*%
Biological Parent(s)/Family	7	17	13	10	11	58	4%
Family	12	26	25	18	8	89	7%
Foster Parents	67	75	62	76	60	340	26%
Group Home Staff	34	56	59	55	45	249	19%
Caseworker	27	58	50	66	61	262	20%
ILS Worker	3	5	5	5	12	30	2%
Guardian Ad Litem	8	30	28	26	25	117	9%
Mentor	1	4	9	3	6	23	2%
Other	10	22	21	20	15	88	7%
No one attended my parent/teacher conferences	59	77	90	108	105	439	34%
TOTAL	228	370	362	387	348	1695	

34% of the youth reported "No One" attends their parent/teacher conferences

Who helps you with your homework?							
[Select all that apply] * % = # of responses / 1300 respondents							
	13	14	15	16	17	TOTAL	*%
Foster Parents	86	83	52	62	49	332	26%
Group Home Staff	53	62	54	59	49	277	21%
Mentor	13	16	12	24	26	91	7%
Tutor	65	65	56	72	69	327	25%
Teachers at School	75	100	80	109	81	445	34%
No one helps me with my homework	56	79	111	105	119	470	36%
TOTAL	348	405	365	431	393	1942	

Do your foster parents or group home staff review your school grades and report card with you?						
	13	14	15	16	17	TOTAL
Yes	0	220	213	240	196	869
No	0	45	52	58	88	243
TOTAL	0	265	265	298	284	1112
Percent Yes	0%	83%	80%	81%	69%	78%

Does your caseworker review your school grades and report card with you?						
	13	14	15	16	17	TOTAL
Yes	0	176	176	203	180	735
No	0	89	89	95	104	377
TOTAL	0	265	265	298	284	1112
Percent Yes	0%	66%	66%	68%	63%	66%

Educational Benefits & Supports

What is your educational goal?							
	13	14	15	16	17	TOTAL	%
High School Regular Diploma	42	68	87	103	90	390	30%
High School Special Diploma	17	23	15	11	12	78	6%
GED program	7	14	14	34	62	131	10%
Associates Degree	5	13	5	6	9	38	3%
Bachelors Degree	33	43	59	53	47	235	18%
Masters Program or Higher	58	75	46	65	41	285	22%
Vocational	2	0	8	2	7	19	1%
Military	21	23	23	20	10	97	7%
Apprenticeship	0	0	0	1	0	1	0%
No further education past 16	3	6	8	3	6	26	2%
TOTAL	188	265	265	298	284	1300	

I have information on the tuition waiver.				
	15	16	17	TOTAL
Yes	54	115	170	339
No	211	183	114	508
TOTAL	265	298	284	847
% Yes	20%	39%	60%	40%

My caseworker has explained to me that I may be eligible for a State of Florida Tuition Waiver and other benefits if I leave foster care to legal guardianship if after the age of 16.				
	15	16	17	TOTAL
Yes	109	171	225	505
No	156	127	59	342
TOTAL	265	298	284	847
%Yes	41%	57%	79%	60%

My caseworker has explained to me that I may be eligible for a State of Florida Tuition Waiver and other benefits if I am adopted after the age of 16.				
	15	16	17	TOTAL
Yes	92	154	213	459
No	173	144	71	388
TOTAL	265	298	284	847
% Yes	35%	52%	75%	54%

I have been explained information on the Bright Futures Scholarship program including information on application deadlines and grade point requirements.
 *Asked only of youth in 9th grade or above, OR age 15 and older.

	13	14	15	16	17	TOTAL
Yes	0	22	87	139	166	414
No	0	27	178	159	118	482
TOTAL	0	49	265	298	284	896
% Yes	0%	45%	33%	47%	58%	46%

I have been explained information on other grants, scholarships and waivers.
 *Asked only of youth in 9th grade or above, OR age 15 and older.

	13	14	15	16	17	TOTAL
Yes	0	26	101	151	191	469
No	0	23	164	147	93	427
TOTAL	0	49	265	298	284	896
% Yes	0%	53%	38%	51%	67%	52%

**I have completed my FAFSA.
 (Free Application for Federal Student Aid)**
 *Asked only of youth in 12th grade and high school/GED graduates

	15	16	17	TOTAL
Yes	1	3	30	34
No	0	2	26	28
TOTAL	1	5	56	62
% Yes	0%	60%	54%	55%

Have you applied for other scholarships and grants?

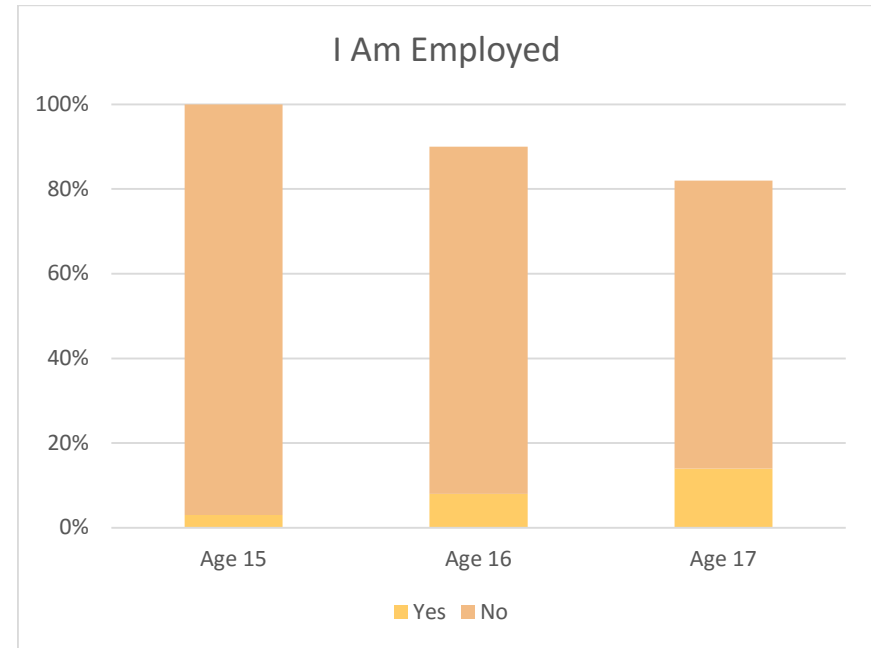
	15	16	17	TOTAL
Yes	14	17	38	69
No	251	281	246	778
TOTAL	265	298	284	847
% Yes	5%	6%	13%	8%

The percentage of youth age 17 who complete the FAFSA and who apply for other scholarships and grants* should be more closely aligned: 54% vs. 13%

*A requirement of applying for the PESS program

Preparation for Employment

I am currently employed.				
	15	16	17	TOTAL
Yes	8	25	39	72
No	257	273	245	775
TOTAL	265	298	284	847
% Yes	3%	8%	14%	9%



I am learning job skills and independence by earning extra money by babysitting, mowing lawns, cleaning yards and other activities approved by my foster parent or group home staff.						
	13	14	15	16	17	TOTAL
Yes	84	129	116	144	147	620
No	104	136	149	154	137	680
TOTAL	188	265	265	298	284	1300
% Yes	45%	49%	44%	48%	52%	48%

I am getting job experience by volunteering.						
	13	14	15	16	17	TOTAL
Yes	36	93	94	126	126	475
No	152	172	171	172	158	825
TOTAL	188	265	265	298	284	1300
% Yes	19%	35%	35%	42%	44%	37%

I have been told about youth employment programs in my area, by my caseworker or staff.						
	13	14	15	16	17	TOTAL
Yes	54	110	91	105	139	499
No	134	155	174	193	145	801
TOTAL	188	265	265	298	284	1300
%Yes	29%	42%	34%	35%	49%	38%

I know how to get a job- including interviewing skills, completing a job application, and writing a resume.				
	15	16	17	TOTAL
Yes	163	203	232	598
No	102	95	52	249
TOTAL	265	298	284	847
% Yes	62%	68%	82%	71%

I have reviewed my career interests with: [Select all that apply] * % = # of responses / 847 respondents					
	15	16	17	TOTAL	*%
Biological Parent(s)/Family	43	64	44	151	18%
Foster Parents	74	82	58	214	25%
Group Home Staff	52	67	57	176	21%
Caseworker	82	120	111	313	37%
ILS Worker	7	20	66	93	11%
Guardian Ad Litem	46	65	65	176	21%
Mentor	22	41	36	99	12%
Other	43	35	26	104	12%
No one	87	79	89	255	30%

What additional help do you need to get a job? [Select all that apply] * % = # of responses / 847 respondents					
	15	16	17	TOTAL	%
Better reading and/or math skills	52	41	43	136	16%
Job Coaching	58	51	42	151	18%
Proper Clothing	43	53	31	127	15%
Learning how to complete a resume	78	76	52	206	24%
Interviewing skills	75	77	53	205	24%
Learning how to work out problems with coworkers and bosses	45	39	30	114	13%
Learning how to complete a job application	64	52	35	151	18%
Finding companies that are hiring	100	93	78	271	32%
None	110	117	102	329	39%

Physical Health, Mental Health, Risk Behaviors & Emotional Health

Do you wear glasses or contact lenses?						
	13	14	15	16	17	TOTAL
Yes	65	93	102	117	127	504
No	99	131	118	148	120	616
I am supposed to wear glasses or contact lenses, but I do not have them even though I need them	24	41	45	33	37	180 (14%)
TOTAL	188	265	265	298	284	1300

I would like to have an eye exam to see if I need glasses or contacts.						
	13	14	15	16	17	TOTAL
Yes	72	90	84	102	102	450
No	116	175	181	196	182	850
TOTAL	188	265	265	298	284	1300
%Yes	38%	34%	32%	34%	36%	35%

Are you receiving the dental care you need?						
	13	14	15	16	17	TOTAL
Yes	175	229	229	262	249	1144
No	13	36	36	36	35	156
TOTAL	188	265	265	298	284	1300
% Yes	93%	86%	86%	88%	88%	88%

When was your last gynecological appointment?						
*Asked only to youth who said they are female.						
	13	14	15	16	17	TOTAL
In the last 3 months	14	27	45	47	58	191
Over 6 months ago	12	14	21	32	49	128
Over 1 year ago	9	19	17	25	25	95
I have never been to a gynecologist	70	90	77	68	51	356
TOTAL	105	150	160	172	183	770

**39½ % of girls age 16 and
28% of girls age 17 report
they have never had a
gynecological exam**

Are you receiving the mental health care you need?							
	13	14	15	16	17	TOTAL	%
Yes	103	146	134	163	142	688	53%
No	14	21	20	28	29	112	9%
I do not need mental health services	63	88	99	98	102	450	35%
I am receiving mental health services I DO NOT WANT	8	10	12	9	11	50	4%
TOTAL	188	265	265	298	284	1300	

Are you receiving the substance abuse treatment services care you need?							
	13	14	15	16	17	TOTAL	%
Yes	28	46	58	54	56	242	19%
No	25	38	30	32	38	163	13%
I do not need substance abuse treatment services	130	176	171	206	186	869	67%
I am receiving substance abuse treatment services I DO NOT WANT	5	5	6	6	4	26	2%
TOTAL	188	265	265	298	284	1300	

Do you have any specific medical concerns at this time?						
	13	14	15	16	17	TOTAL
Yes	15	33	39	43	49	179
No; I am receiving the medical care I need	173	232	226	255	235	1121
TOTAL	188	265	265	298	284	1300
% Yes	8%	12%	15%	14%	17%	14%

Someone has discussed my medical care with me.						
	13	14	15	16	17	TOTAL
Yes	123	165	167	202	204	861
No	65	100	98	96	80	439
TOTAL	188	265	265	298	284	1300
%Yes	65%	62%	63%	68%	72%	66%

Are you currently taking any prescription medications?						
	13	14	15	16	17	TOTAL
Yes	98	130	114	132	119	593
No	90	135	151	166	165	707
TOTAL	188	265	265	298	284	1300
% Yes	52%	49%	43%	44%	42%	46%

Do you know what the medications are for?						
	13	14	15	16	17	TOTAL
Yes	89	125	107	126	114	561
No	9	5	7	6	5	32
TOTAL	98	130	114	132	119	593
% Yes	91%	96%	94%	95%	96%	95%

Do you understand the possible side effects of your medication?						
	13	14	15	16	17	TOTAL
Yes	71	102	94	115	105	487
No	27	28	20	17	14	106
TOTAL	98	130	114	132	119	593
% Yes	72%	78%	82%	87%	88%	82%

Were you involved in deciding to take the medication?						
	13	14	15	16	17	TOTAL
Yes	67	96	95	115	109	482
No	31	34	19	17	10	111
TOTAL	98	130	114	132	119	593
% Yes	68%	74%	83%	87%	92%	81%

Is there someone that you talk to about your medications?							
	13	14	15	16	17	TOTAL	%
Yes, and I think they listen to my concerns	88	107	94	116	102	507	85%
I have someone to talk to, but I DO NOT think they listen to my concerns	7	12	15	7	13	54	9%
I do not have anyone to talk to about my medications	3	11	5	9	4	32	5%
TOTAL	98	130	114	132	119	593	

I have LEARNED about healthy personal relationships.						
	13	14	15	16	17	TOTAL
Yes	184	241	246	282	268	1221
No	4	24	19	16	16	79
TOTAL	188	265	265	298	284	1300
% Yes	98%	91%	93%	95%	94%	94%

I have LEARNED how to recognize and protect myself from domestic violence.						
	13	14	15	16	17	TOTAL
Yes	173	243	250	280	268	1214
No	15	22	15	18	16	86
TOTAL	188	265	265	298	284	1300
% Yes	92%	92%	94%	94%	94%	93%

I have LEARNED about the risks of using drugs, alcohol and tobacco.						
	13	14	15	16	17	TOTAL
Yes	175	250	257	286	272	1240
No	13	15	8	12	12	60
TOTAL	188	265	265	298	284	1300
% Yes	93%	94%	97%	96%	96%	95%

I have LEARNED about the dangers of becoming involved in a gang and gang violence.						
	13	14	15	16	17	TOTAL
Yes	177	241	249	279	269	1215
No	11	24	16	19	15	85
TOTAL	188	265	265	298	284	1300
% Yes	94%	91%	94%	94%	95%	93%

In the past 12 months have you been arrested?						
	13	14	15	16	17	TOTAL
Yes	21	45	72	77	66	281
No	167	220	193	221	218	1019
TOTAL	188	265	265	298	284	1300
% Yes	11%	17%	27%	26%	23%	22%

In the last 12 months, have you been placed in a Juvenile Justice commitment program?						
	13	14	15	16	17	TOTAL
Yes	8	15	15	25	23	86
No	178	242	236	264	249	1169
TOTAL	186	257	251	289	272	1255
% Yes	4%	6%	6%	9%	8%	7%

If Youth Responded They Were On Probation or Supervision-We asked the following:

Who is helping you complete any requirements of your juvenile justice probation or supervision program (such as community service or attending special classes required as part of your juvenile justice involvement)? (Select all that apply)

	13	14	15	16	17	TOTAL	%
Biological Parent(s)/Family	0	6	3	12	5	26	12%
Foster Parents	1	7	9	15	9	41	19%
Group Home Staff	6	13	17	17	15	68	31%
Caseworker	8	18	24	32	33	115	52%
ILS Worker	0	1	1	0	4	6	3%
Guardian Ad Litem	2	10	9	10	6	37	17%
Mentor	0	3	1	2	3	9	4%
Juvenile Justice Staff	5	5	12	11	12	45	20%
Other	1	3	4	7	2	17	8%
No one is helping me, I am doing it on my own and I am successful	0	2	5	4	7	18	8%
No one is helping me, and I am worried I will not be successful in completing my requirements	0	2	0	3	2	7	3%

If Youth Responded They Were In a Juvenile Justice Program- We asked the following:

Who do you have regular contact with (telephone calls & letters/cards) while in your Juvenile Justice commitment program? (45 Respondents)

	13	14	15	16	17	TOTAL	%
Biological Parent(s)/Family	0	6	7	3	8	24	53%
Foster Parents	0	3	2	2	1	8	18%
Friends	1	2	3	1	4	11	24%
Girlfriend/Boyfriend	1	3	0	1	2	7	16%
Mentor	0	2	0	1	4	7	16%
Other	2	0	2	3	1	8	18%
No one	0	0	3	1	2	6	13%

Pregnant & Parenting

Are you pregnant?						
	13	14	15	16	17	TOTAL
Yes	1	10	7	7	11	36
No	187	255	258	291	273	1264
TOTAL	188	265	265	298	284	1300
% Yes	1%	4%	3%	2%	4%	3%

I have a child or children.						
	13	14	15	16	17	TOTAL
Yes	0	8	11	12	21	52
No	188	257	254	286	263	1248
TOTAL	188	265	265	298	284	1300
% Yes	0%	3%	4%	4%	7%	4%

Does your child(ren) have a case plan?						
	13	14	15	16	17	TOTAL
Yes	0	3	3	1	9	16
No	0	5	8	11	11	35
Some of my children have a case plan of their own	0	0	0	0	1	1
TOTAL	0	8	11	12	21	52
% Yes [Includes "Some of my children have a case plan of their own"]	0%	38%	27%	8%	43%	31%

I live with my child(ren).						
	13	14	15	16	17	TOTAL
Yes	0	4	5	7	13	29
No	0	4	6	4	7	21
I live with some of my children	0	0	0	1	1	2
TOTAL	0	8	11	12	21	52
%Yes	0%	50%	45%	58%	62%	56%

I have visitation with my child or children that do not live with me.						
*Asked only of youth who answered they live with none or some of their children.						
	13	14	15	16	17	TOTAL
Yes	0	3	4	5	7	19
No	0	1	2	0	1	4
TOTAL	0	4	6	5	8	23
% Yes	0%	75%	67%	100%	88%	83%

Foster Care Placements

In the last 12 months have you changed foster care placements?						
	13	14	15	16	17	TOTAL
Yes	70	99	111	121	107	508
No	118	166	154	177	177	792
TOTAL	188	265	265	298	284	1300
%Yes	37%	37%	42%	41%	38%	39%

When I had to move from one foster home to another, I asked to be moved.						
	13	14	15	16	17	TOTAL
Yes	30	49	54	64	54	251
No	40	50	57	57	53	257
TOTAL	70	99	111	121	107	508
% Yes	43%	49%	49%	53%	50%	49%

When I had to move from one foster home to another, I knew why I was being moved.						
	13	14	15	16	17	TOTAL
Yes	59	84	95	104	97	439
No	11	15	16	17	10	69
TOTAL	70	99	111	121	107	508
%Yes	84%	85%	86%	86%	91%	86%

When I moved I knew about the plan to move me and was able to talk it through with friends and/or family.						
	13	14	15	16	17	TOTAL
Yes	48	68	69	84	74	343
No	22	31	42	37	33	165
TOTAL	70	99	111	121	107	508
% Yes	69%	69%	62%	69%	69%	68%

In my placement I have enough food to eat.						
	13	14	15	16	17	TOTAL
Yes	178	246	239	271	255	1189
No	10	19	26	27	29	111
TOTAL	188	265	265	298	284	1300
& Yes	95%	93%	90%	91%	90%	91%

In my placement I am allowed to go to the kitchen for drinks and snacks.						
	13	14	15	16	17	TOTAL
Yes	151	220	209	248	237	1065
No	19	24	35	17	27	122
I am not allowed in the kitchen	18	21	21	33	20	113
TOTAL	188	265	265	298	284	1300
%Yes	80%	83%	79%	83%	83%	82%

I have enough clothing in my size.						
	13	14	15	16	17	TOTAL
Yes	141	205	187	225	204	962
No	47	60	78	73	80	338
TOTAL	188	265	265	298	284	1300
% Yes	75%	77%	71%	76%	72%	74%

I get to choose what clothing my foster parents/staff buy for me.						
	13	14	15	16	17	TOTAL
Yes	162	222	219	263	245	1111
No	16	29	37	27	29	138
My foster parents/staff choose all of my clothing	10	14	9	8	10	51
TOTAL	188	265	265	298	284	1300
% Yes	86%	84%	83%	88%	86%	85%

I am able to practice the religion of my choice.						
	13	14	15	16	17	TOTAL
Yes	129	168	175	206	193	871
No	15	22	21	19	22	99
I do not have a religion	44	75	69	73	69	330
TOTAL	188	265	265	298	284	1300
% Yes [Does not include responses of "I do not have a religion"]	90%	88%	89%	92%	90%	90%

In my placement I am treated like a member of the family.						
	13	14	15	16	17	TOTAL
Yes	121	164	145	189	169	788
No	13	24	36	32	32	137
I am in a group home and it feels like a family	33	43	36	43	42	197
I am in a group home and it does not feel like a family	21	34	48	34	41	178
TOTAL	188	265	265	298	284	1300
Percent Yes [Includes responses of "I am in a group home and it feels like a family"]	82%	78%	68%	78%	74%	76%

In my placement I am included in all family activities.						
	13	14	15	16	17	TOTAL
Yes	128	179	168	192	176	843
No	20	23	27	35	38	143
I am in a group home and I am included in group activities	40	55	63	63	62	283
I am in a group home and there are no activities	0	8	7	8	8	31
TOTAL	188	265	265	298	284	1300
Percent Yes [Includes responses of "I am in a group home and I am included in group activities"]	89%	88%	87%	86%	84%	87%

In my placement, I am learning to cook by helping cook our meals OR cooking my own meals.				
	15	16	17	TOTAL
Yes, I am allowed to cook	177	227	220	624
No, I am not allowed to cook	54	49	43	146
I am allowed to cook, but I DO NOT want to	34	22	21	77
TOTAL	265	298	284	847
% Yes [Does not include responses of: I am allowed to cook, but I do not want to]	77%	82%	84%	81%

In my foster care placement, I practice life skills by setting my own alarm clock and getting ready for school/ work on time.				
	15	16	17	TOTAL
Yes	210	234	254	698
No, I am not allowed to have my own alarm clock	28	36	14	78
I am allowed to have my own alarm clock and practice getting ready for school/work on time, but I DO NOT want to	27	28	16	71
TOTAL	265	298	284	847
% Yes [Does not include responses of: I am allowed to have my own alarm clock and practice getting ready for school/work on time, but I DO NOT want to]	88%	87%	95%	90%

Teen Life

I receive my personal allowance each week.						
	13	14	15	16	17	TOTAL
Yes	93	135	145	169	156	698
No	95	130	120	129	128	602
TOTAL	188	265	265	298	284	1300
% Yes	49%	51%	55%	57%	55%	54%

I am able to spend my personal allowance on items that I want.						
	13	14	15	16	17	TOTAL
Yes	148	213	212	238	237	1048
No	40	52	53	60	47	252
TOTAL	188	265	265	298	284	1300
% Yes	79%	80%	80%	80%	83%	81%

In my placement I have privacy when I use the phone.						
	13	14	15	16	17	TOTAL
Yes	141	214	203	240	237	1035
No	47	51	62	58	47	265
TOTAL	188	265	265	298	284	1300
%Yes	75%	81%	77%	81%	83%	80%

I have a cell phone.				
	15	16	17	TOTAL
Yes	160	195	216	571
No	105	103	68	276
TOTAL	265	298	284	847
% Yes	60%	65%	76%	67%

I have internet in my foster home/foster care placement.				
	15	16	17	TOTAL
Yes	209	228	212	649
No	56	70	72	198
TOTAL	265	298	284	847
% Yes	79%	77%	75%	77%

I am allowed to use the internet in my foster home/foster care placement.				
	15	16	17	TOTAL
Yes	193	222	208	623
No	16	6	4	26
TOTAL	209	228	212	649
% Yes	92%	97%	98%	96%

I have a computer.				
	15	16	17	TOTAL
Yes	120	143	142	405
No	145	155	142	442
TOTAL	265	298	284	847
Percent Yes	45%	48%	50%	48%

I can spend time with my friends WITH adult supervision .						
	13	14	15	16	17	TOTAL
Yes	132	195	185	220	204	936
No	36	41	49	45	63	234
I am not allowed	20	29	31	33	17	130
TOTAL	188	265	265	298	284	1300
%Yes	70%	74%	70%	74%	72%	72%

I am allowed to spend the night with friends from my school or social group.				
	15	16	17	TOTAL
Yes	120	132	157	409
No	145	166	127	438
TOTAL	265	298	284	847
% Yes	45%	44%	55%	48%

I am allowed to attend Prom.				
	15	16	17	TOTAL
Yes	215	253	240	708
No	50	45	44	139
TOTAL	265	298	284	847
% Yes	81%	85%	85%	84%

I am allowed to attend Homecoming.				
	15	16	17	TOTAL
Yes	216	253	240	709
No	49	45	44	138
TOTAL	265	298	284	847
% Yes	82%	85%	85%	84%

I can spend time with my friends WITHOUT adult supervision.						
	13	14	15	16	17	TOTAL
Yes	93	155	175	208	217	848
No	54	60	51	45	49	259
I am not allowed	41	50	39	45	18	193
TOTAL	188	265	265	298	284	1300
% Yes	49%	58%	66%	70%	76%	65%

I am allowed to Date.				
	15	16	17	TOTAL
Yes	205	246	254	705
No	60	52	30	142
TOTAL	265	298	284	847
% Yes	77%	83%	89%	83%



I participate in the following: [Select All That Apply]							
	13	14	15	16	17	TOTAL	%
School Club	31	34	34	50	41	190	15%
Sports Team	45	57	65	60	44	271	21%
Community Club or Organization	22	25	25	24	30	126	10%
Faith Based Organization of my choice	38	48	35	60	43	224	17%
Go to school events, movies, shopping and other unsupervised activities with my friends	61	90	104	121	119	495	38%
Time with my friends	88	115	111	138	134	586	45%
Other	24	31	17	20	19	111	9%
None	47	76	85	95	90	393	30%

I want to participate in extracurricular activities, but...						
	13	14	15	16	17	TOTAL
...I do not have transportation.	61	81	76	78	72	368
...I do not have the money.	58	84	72	92	79	385
...I live in a home where I am not allowed.	32	39	30	31	33	165

Have you successfully completed a driver's education course?			
	16	17	TOTAL
Yes	52	80	132
No	237	196	433
I had the opportunity to take a driver's education course and I did not want to take a course	9	8	17
TOTAL	298	284	582
% Yes [Does not include responses of: I had the opportunity to take a driver's education course and I did not want to take course]	18%	29%	23%

I have a learners permit.				
	15	16	17	TOTAL
Yes	14	37	48	99
No	251	261	236	748
TOTAL	265	298	284	847
% Yes	5%	12%	17%	12%

I have a driver's license.			
	16	17	TOTAL
Yes	9	20	29
No	289	264	553
TOTAL	298	284	582
% Yes	3%	7%	5%

Age 17: Transition


I have completed a life skills training program and I know how to complete a budget.	
	17
Yes	164
No	108
I had the opportunity to attend training on how to complete a budget, I DID NOT WANT TO ATTEND	
	12
TOTAL	284
% Yes	58%

I have completed a life skills training program on <u>financial literacy and banking</u> .	
	17
Yes	153
No	120
I had the opportunity to attend training on financial literacy and banking- I DID NOT WANT TO ATTEND	
	11
TOTAL	284
% Yes	54%

I have signed my Independent Living Transition Plan and it has been filed with the court.	
	17
Yes	130
No	55
I don't know	99
I had the opportunity to develop my Independent Living Transition Plan -I DO NOT WANT to develop a transition plan	
	0
TOTAL	284
% Yes [Does not include responses of: I had the opportunity to develop my Independent Living Transition Plan- I DO NOT WANT to develop a transition plan]	46%

Have you been informed of your option to remain in Extended Foster Care past the age of 18?	
	17
Yes	253
No	31
TOTAL	284
% Yes	89%

YES



Do you plan to remain in Extended Foster Care when you turn 18?	
	17
Yes	169
No	84
TOTAL	253
Percent Yes	67%

NO



Do you understand that you can decide to return to Foster Care up to your 21st Birthday?	
	17
Yes	80
No	4
TOTAL	84
Percent Yes	95%

END OF REPORT