

Action **4** Child Protection

Action **4** Child Protection

Florida Department of Children and Families

RSF Closed Case Review: FY 2018-2019 Q4

Completed by Action for Child Protection

Date: November 6, 2019

Report Prepared by: Tara Muender

Staff Associate

Report Reviewed by: Tarrin E. Reed, MSW

Senior Project Director

Action 4 Child Protection

Table of Contents

STATEWIDE REVIEW AND DATA

STATEWIDE OVERVIEW REPORT FOR Q4 FY 2018-2019	3
Q4 CRITICAL CHILD SAFETY PRACTICE EXPERT DATA: CCSPE AGREEMENT BY REGION	15
Q4 FIDELITY INDICATORS: RSF CLOSED CASE REVIEW BY REGION	18

NORTHWEST REGION

OVERVIEW REPORT	25
DATA REPORT	34

NORTHEAST REGION

OVERVIEW REPORT	44
DATA REPORT	55

CENTRAL REGION

OVERVIEW REPORT	65
DATA REPORT	75

SUNCOAST REGION

OVERVIEW REPORT	84
DATA REPORT	94

SOUTHEAST REGION

OVERVIEW REPORT	104
DATA REPORT	114

SOUTHERN REGION

OVERVIEW REPORT	124
DATA REPORT	134

Action 4 Child Protection

Statewide Overview Report for Q4 FY 2018-2019

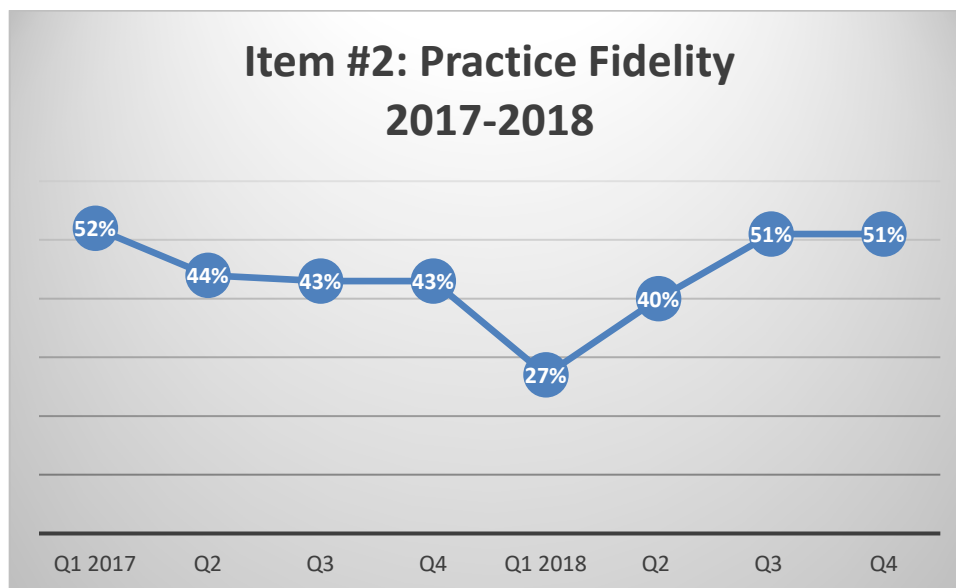
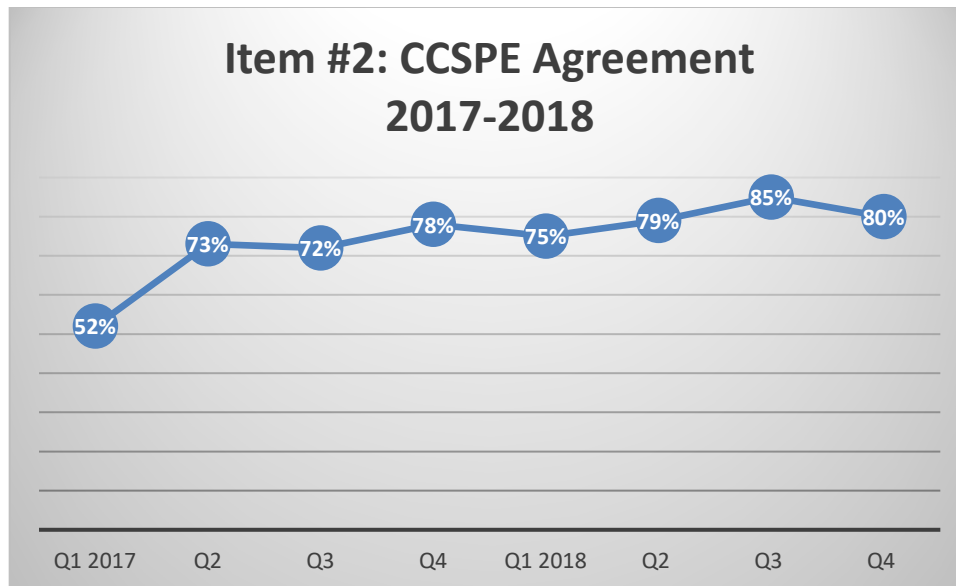
Overview and Method

Action for Child Protection, Inc. completed a case record review requested by the Florida Department of Children and Families to assess the implementation of the Florida Safety Methodology, in particular to explore the interrater reliability of the Critical Child Safety Practice Experts (CCSPE) and decision making at case closure for cases identified as requiring Rapid Safety Feedback. Cases were randomly selected from the six regions in Florida and the sample was provided to Action for Child Protection. Cases were reviewed off-site by Action staff utilizing Qualtrics survey software and FSN access provided by the Department. The ACP review team reviews the entire case record, including case notes. Review items are rated based upon the final documentation contained in the case record (present danger assessment, safety plan, family functioning assessment). It should be noted that the review team does review case notes for reconciliation of the information in the assessment documentation and to provide information to the agency to inform overall practice fidelity and outcomes. This report provides a summary of key findings for inter-rater reliability for the CCSPE regarding present danger, present danger planning, present danger management, information collection, safety determination, and supervisor case consultation.

Data represents FY 2017- Q4 2018-2019 for both CCSPE agreement and fidelity indicators. Fidelity indicator data represents the case outcomes at closure as evaluated by Action for Child Protection review team.

Sample Size: Q4: 100

Present Danger Assessment (Item 2)



Data Summary

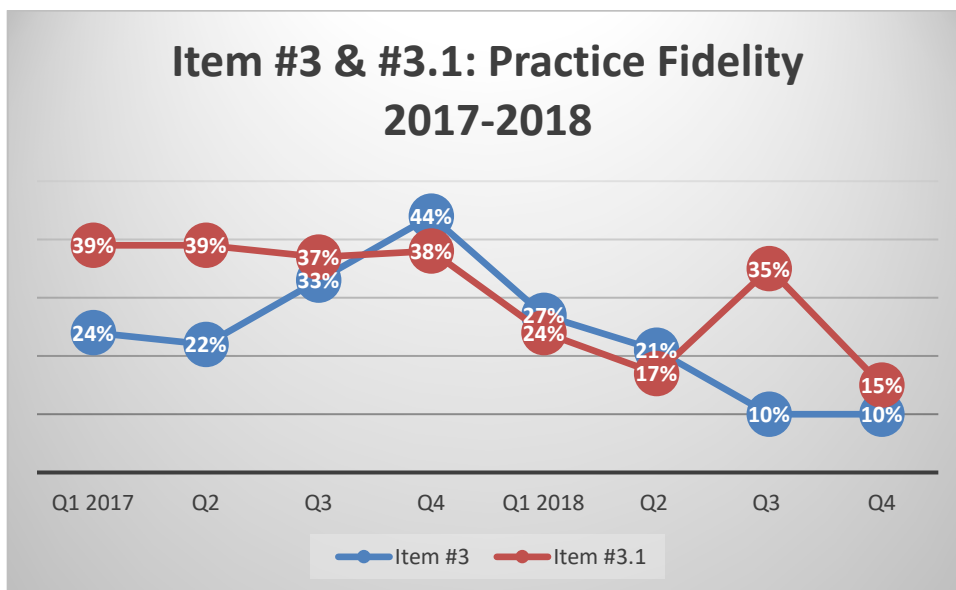
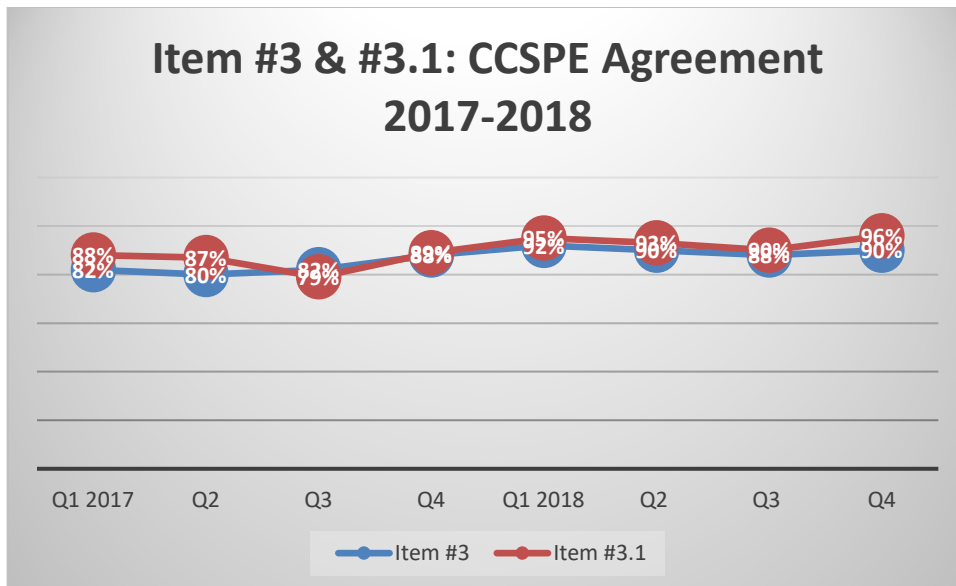
- Q4 Data supports that 80% of the cases reviewed, the CCSPE was accurate in their decision and guidance regarding the sufficiency of the present danger assessment. This is a decrease of 5% since Q3 FY 2018-2019.
- Practice fidelity indicators for Item #2 remained since Q3 2018-2019 at 51%,

Action 4 Child Protection

Areas for Consideration

- The CCSPE's rated Item #2 at 49% sufficiency for present danger assessments during their review, which was a slight decrease from the last review.
- Follow up was noted in several cases when cases were reviewed upon case closure. This represents the feedback from the CCSPE being incorporated into the case record to support decision making at present danger.
- Overall, there continues to be a need for emphasis regarding present danger assessments being completed timely and with sufficient field assessments being conducted. The majority of cases reviewed noted that there were insufficient field assessments being completed, that subsequently lead to the determination that the documentation within the present danger assessment as being insufficient. For insufficient field assessments it was noted that not all household members, or at times relevant collaterals, were interviewed to complete the assessment. In others, history was not appropriately assessed and incorporated into the assessment of present danger.
- Several cases noted the documentation within the Present Danger Assessment was unclear and did not speak to how the condition met present danger criteria. Others noted that incorrect danger threats were identified based on the description of the family condition.

Present Danger Safety Planning and Management (Items 3.0-3.1)



Data Summary

- Item #3 and Item #3.1 remained consistently high, increasing during FY 2018-2019. There was a slight increase between Q3 and Q4, however not significant.

Action 4 Child Protection

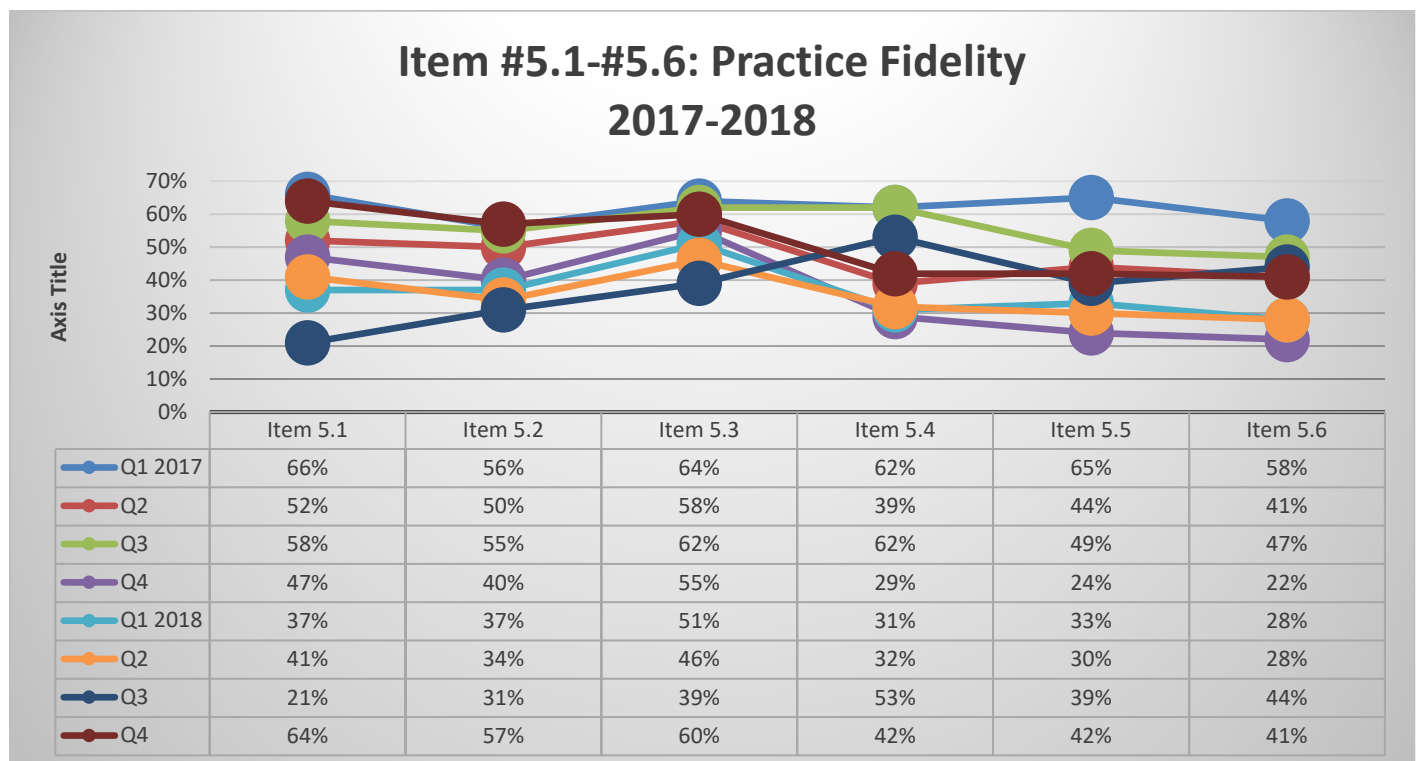
- Practice fidelity indicators for Item #3, the evaluation of the sufficiency of the present danger plan, increased throughout FY 2017-2018, however continually declined during Q1-Q3 2018-2019. Q4 represents the same rating from Q3, tying the lowest rating in the past eight quarters.
- Fidelity indicators for Item # 3.1, the management of the present danger plan, were stable during FY 2017-2018. However, declined during the first two quarters of FY 2018-2019. Q4 represents another decrease of 20% from Q3.

Areas for Consideration

- The Q1 2018-2019 report identified several areas of considerations regarding Item #3 and Item #3.1. The areas for consideration for Q4 remain consistent with the considerations that were noted in the Q1 2018-2019 report. There has been little to no change in progress regarding present danger plans and management of the plans between during FY 2018-2019.
- The fidelity indicators for Item #3 continue to be low, with the areas of consideration noted in the past reports being consistent for the current report.
- For insufficient present danger safety plans, plans lacked specific detail as to what the safety provider would do to control the danger threat(s). Additionally, in many cases, the plans lacked specific times the safety providers would be in the home to control the danger threat(s).
- Case notes regarding the ongoing management of safety were frequently absent or when present would indicate that there was a visit to the home, however no information as to how the provider was assessing the sufficiency of the safety plan or assessing the children in regards to the effectiveness of the safety plan.
- Case notes for several cases indicated that the family and safety providers were not seen or spoken to on a timely basis.

Action 4 Child Protection

Information Collection (Items 5.1-5.6)



Action 4 Child Protection

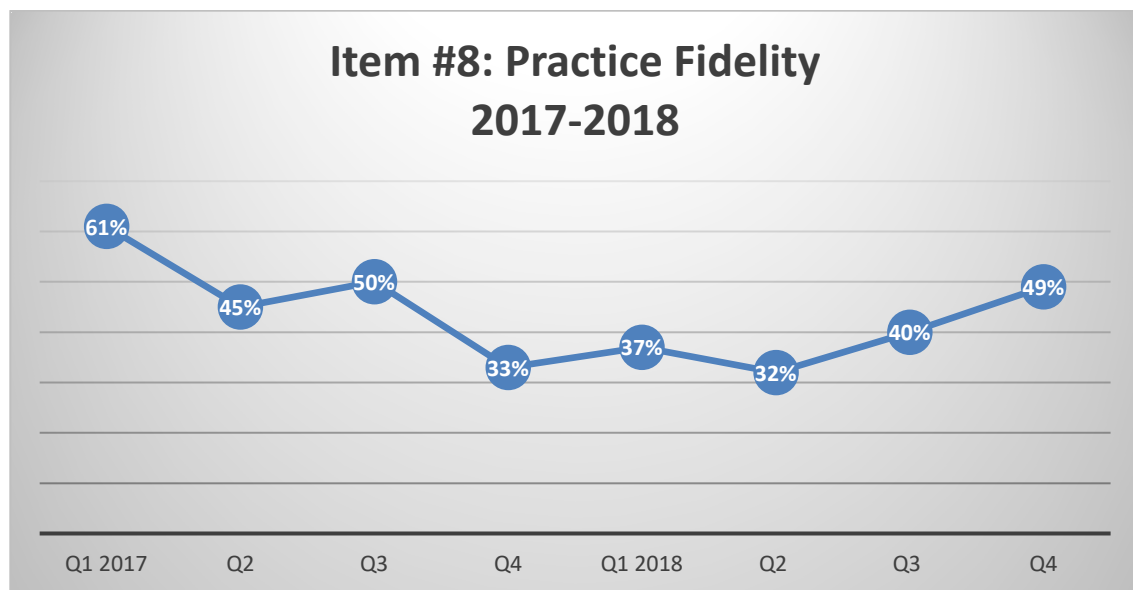
Data Summary

- Q4 ratings for Item #5 increased approximately 4%. The rating is calculated based upon the accuracy of the CCSPE's assessment of Item #5.1-#5.6.
- Practice fidelity indicators for Items #5.1-#5.6 declined across all items throughout FY 2017-2018 and continue to remain low overall for Q4 2018-2019, with three of the six domains scoring below 45%.
- Practice fidelity indicators for Q4 increased for three of the six domains from Q3 2018-2019; however, saw a decrease in the three indicators that had shown improvement last quarter.

Areas for Consideration

- During this review period, it was noted in several cases that when CCSPE guidance was provided and documented clearly, frequently the changes/amendments to the family functioning assessment were completed by the CPI prior to the closure of the investigation.
- Maltreatment and Surrounding Circumstances of Maltreatment (Item #5.1 and Item #5.2) had been consistently declining during the previous seven quarters; however, did improve during this review period.
- The decrease in adult functioning was noted as an area that needs improvement during this review. Information in the assessment provided did not support the parent's ability to meet their own needs or in cases where the family conditions were indicative of danger, the adult functioning domain did not support the parent's actions as being harmful to children.
- Case notes were reviewed for information collection by ACP. In several cases the lack of relevant collaterals was noted as an area of concern.

Safety Determination (Item 8)



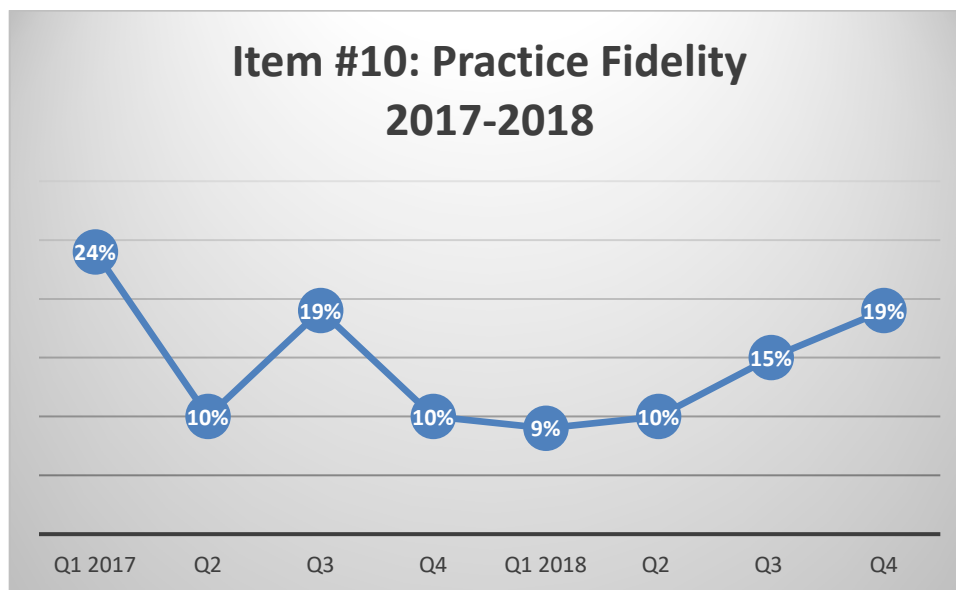
Data Summary

- Q4 ratings for Item #8 decreased slightly, with an overall agreement of 89% for the safety determination.
- Q4 practice indicators for the safety determination was 49%; Q1 of FY 2018-2019 was 37%. This is a noted increase during FY 2018-2019 of 12%.

Areas for Consideration

- Item #8 rates the Family Functioning Assessment supporting the safety determination. Based upon the review of the information in the Family Functioning Assessment, the CCSPE has accurately rated this item consistently throughout the last eight quarters.
- Guidance provided by the CCSPE regarding Item #8 was frequently associated to the feedback provided for Items #5.1-#5.6 regarding information collection. When information collection was noted to be insufficient, the CCSPE accurately identified the inability of the assessment to support the safety determination by the CPI.
- It should be noted that in cases where the safety determination could not be supported by the assessment, case notes were reviewed to determine if there were gaps in information collection and reconciliation to support a sufficient assessment being conducted. The review team noted that the majority of the cases where the safety determination could not be supported, the case record did not contain additional information to support the decision making for either safe or unsafe. This was primarily reflective of no further assessment being conducted to support decision making by the CPI or CPIS. Information that was noted as being necessary to inform the safety determination was noted as being accurate by the CCSPE and related to child safety concerns.

Supervisor Case Consultation (Item 10)

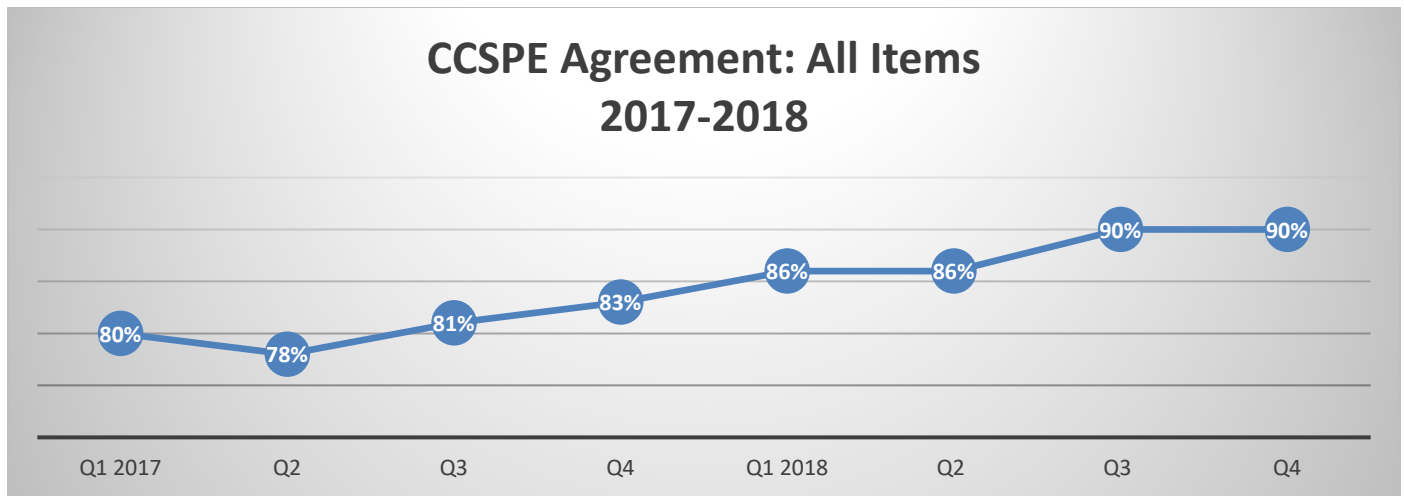


Data Summary

- CCSPE accuracy ratings for Item #10 remained relatively stable, with a slight decrease; 88%.
- Practice fidelity indicators for Items #10 increased gradually throughout FY 2018-2019 and saw another 4% increase since Q3 2018-2019. Q4 2019-2019 ties the second highest rating for the past eight quarters; however, practice fidelity remains low overall.

Areas for Consideration

- As noted in the Q1 2018-2019 report, the areas of consideration identified significant gaps in supervisor consultation and lack of overall consultation to support decision making. During the current review, the same areas of consideration were identified. In the majority of the cases reviewed supervisor case consultation was noted to be insufficient in both quality and frequency.
- Supervisor case consultation for initial case consultations was noted as being present in the majority of the cases. This aligns with the fidelity report conducted by ACP for OCW dated June 19, 2019. Initial case consultations are tracked via FSFN with daily reports being provided to the CPIS. Ongoing case consultations are not tracked or monitored by FSFN and no reports are generated to indicate the need for consultations. Based upon the fidelity review and RSF closed case review findings, it would indicate that when prompted case consultations are more likely to occur.
- The case records do not reflect that the CPIS is providing consultation to the CPI regarding the assessment. It is incumbent upon the CPIS to enter their case consultation note in the case record to reflect case guidance and actions needed on the case to ensure accurate decision making.



Data Summary

- Consistently CCSPE's are demonstrating their proficiency in reviewing and providing feedback to the CPIS and CPI for RSF cases. The overall CCSPE proficiency for all items is 90%.

Areas for Consideration

- CCSPE's are providing quality consultation and case review for RSF cases.
- CCSPE review instruments were noted to be well written, and information supported the CCSPE ratings.
- Guidance provided to the CPIS and CPI was noted to be accurate, and supported by the case information.
- Guidance provided by the CCSPE is aligned with practice.
- Despite the guidance by the CCSPE being accurate and timely, the outcomes for the RSF cases overall lack fidelity to support decision making. Frequently the case outcomes were noted to not be supported by case information, both the final documentation of the assessment and case notes contained in the case record.

Action 4 Child Protection

Q4 Critical Child Safety Practice Expert Data: CCSPE Agreement by Region

Was the CCSPE assessment accurate (Item 1)?

#	Question	Northwest		Northeast		Central		Suncoast		Southeast		Southern	
1	Yes	81.25%	13	100.00%	18	94.44%	17	100.00%	17	94.12%	16	100.00%	14
2	No	18.75%	3	0.00%	0	5.56%	1	0.00%	0	5.88%	1	0.00%	0
	Total	Total	16	Total	18	Total	18	Total	17	Total	17	Total	14

Was the CCSPE assessment accurate (Item 2)?

#	Question	Northwest		Northeast		Central		Suncoast		Southeast		Southern	
1	Yes	87.50%	14	88.89%	16	72.22%	13	70.59%	12	76.47%	13	85.71%	12
2	No	12.50%	2	11.11%	2	27.78%	5	29.41%	5	23.53%	4	14.29%	2
	Total	Total	16	Total	18	Total	18	Total	17	Total	17	Total	14

Was the CCSPE assessment accurate (Item 3)?

#	Question	Northwest		Northeast		Central		Suncoast		Southeast		Southern	
1	Yes	100.00%	16	94.44%	17	58.82%	10	94.12%	16	100.00%	17	92.86%	13
2	No	0.00%	0	5.56%	1	41.18%	7	5.88%	1	0.00%	0	7.14%	1
	Total	Total	16	Total	18	Total	17	Total	17	Total	17	Total	14

Was the CCSPE assessment accurate (Item 3.1)?

Action 4 Child Protection

#	Question	Northwest		Northeast		Central		Suncoast		Southeast		Southern	
1	Yes	100.00%	16	100.00%	18	83.33%	15	100.00%	17	100.00%	17	92.86%	13
2	No	0.00%	0	0.00%	0	16.67%	3	0.00%	0	0.00%	0	7.14%	1
	Total	Total	16	Total	18	Total	18	Total	17	Total	17	Total	14

Was the CCSPE assessment accurate (Item 5)?

#	Question	Northwest		Northeast		Central		Suncoast		Southeast		Southern	
1	Yes	75.00%	12	94.44%	17	83.33%	15	70.59%	12	100.00%	17	85.71%	12
2	No	25.00%	4	5.56%	1	16.67%	3	29.41%	5	0.00%	0	14.29%	2
	Total	Total	16	Total	18	Total	18	Total	17	Total	17	Total	14

Was the CCSPE assessment accurate (Item 6)?

#	Question	Northwest		Northeast		Central		Suncoast		Southeast		Southern	
1	Yes	87.50%	14	100.00%	18	82.35%	14	76.47%	13	100.00%	17	92.86%	13
2	No	12.50%	2	0.00%	0	17.65%	3	23.53%	4	0.00%	0	7.14%	1
	Total	Total	16	Total	18	Total	17	Total	17	Total	17	Total	14

Was the CCSPE assessment accurate (Item 7)?

#	Question	Northwest		Northeast		Central		Suncoast		Southeast		Southern	
1	Yes	81.25%	13	100.00%	18	94.44%	17	76.47%	13	100.00%	17	100.00%	14
2	No	18.75%	3	0.00%	0	5.56%	1	23.53%	4	0.00%	0	0.00%	0
	Total	Total	16	Total	18	Total	18	Total	17	Total	17	Total	14

Was the CCSPE assessment accurate (Item 8)?

Executive Offices:
925 6th Street NW #4
Albuquerque, NM 87102
(505) 345-2500

Action 4 Child Protection

#	Question	Northwest		Northeast		Central		Suncoast		Southeast		Southern	
1	Yes	81.25%	13	100.00%	18	88.89%	16	70.59%	12	100.00%	17	92.86%	13
2	No	18.75%	3	0.00%	0	11.11%	2	29.41%	5	0.00%	0	7.14%	1
	Total	Total	16	Total	18	Total	18	Total	17	Total	17	Total	14

Was the CCSPE assessment accurate (Item 9)?

#	Question	Northwest		Northeast		Central		Suncoast		Southeast		Southern	
1	Yes	93.75%	15	100.00%	18	83.33%	15	82.35%	14	94.12%	16	100.00%	14
2	No	6.25%	1	0.00%	0	16.67%	3	17.65%	3	5.88%	1	0.00%	0
	Total	Total	16	Total	18	Total	18	Total	17	Total	17	Total	14

Was the CCSPE assessment accurate (Item 10)?

#	Question	Northwest		Northeast		Central		Suncoast		Southeast		Southern	
1	Yes	62.50%	10	100.00%	18	88.89%	16	82.35%	14	94.12%	16	100.00%	14
2	No	37.50%	6	0.00%	0	11.11%	2	17.65%	3	5.88%	1	0.00%	0
	Total	Total	16	Total	18	Total	18	Total	17	Total	17	Total	14

Was the CCSPE assessment accurate (Item 11)?

#	Question	Northwest		Northeast		Central		Suncoast		Southeast		Southern	
1	Yes	100.00%	16	100.00%	18	100.00%	18	94.12%	16	100.00%	17	100.00%	13
2	No	0.00%	0	0.00%	0	0.00%	0	5.88%	1	0.00%	0	0.00%	0
	Total	Total	16	Total	18	Total	18	Total	17	Total	17	Total	13



Q4 Fidelity Indicators: RSF Closed Case Review by Region

Item 1 Comparison - ACP Reviewer

#	Question	Northwest		Northeast		Central		Suncoast		Southeast		Southern	
1	Yes	75.00%	12	33.33%	6	61.11%	11	35.29%	6	23.53%	4	14.29%	2
2	No	25.00%	4	66.67%	12	38.89%	7	64.71%	11	76.47%	13	85.71%	12
	Total	Total	16	Total	18	Total	18	Total	17	Total	17	Total	14

Item 2 Comparison - ACP Reviewer

#	Question	Northwest		Northeast		Central		Suncoast		Southeast		Southern	
1	Yes	56.25%	9	38.89%	7	61.11%	11	29.41%	5	64.71%	11	57.14%	8
2	No	43.75%	7	61.11%	11	38.89%	7	70.59%	12	35.29%	6	42.86%	6
	Total	Total	16	Total	18	Total	18	Total	17	Total	17	Total	14

Item 3 Comparison - ACP Reviewer

#	Question	Northwest		Northeast		Central		Suncoast		Southeast		Southern	
1	Yes	40%	2	27%	3	9%	1	20%	1	37.5%	3	0%	0
2	No	60%	3	73%	8	91%	10	80%	4	62.5%	5	100%	1
	Total	Total	5	Total	11	Total	11	Total	5	Total	8	Total	1

Item 3.1 Comparison - ACP Reviewer

#	Question	Northwest		Northeast		Central		Suncoast		Southeast		Southern	
1	Yes	40%	2	27%	3	42%	5	60%	3	25%	2	0%	0
2	No	60%	3	73%	8	58%	7	40%	2	75%	6	100%	1
	Total	Total	5	Total	11	Total	12	Total	5	Total	8	Total	1

Action 4 Child Protection

Item 5 Comparison The CPI collected sufficient information to inform the decision making process... - ACP Reviewer

Northwest

Question	Yes		No		Total
5.6 Parenting discipline/behavior management	69%	11	31%	5	16
5.5 Parenting General	63%	10	37%	6	16
5.4 Adult Functioning	75%	12	25%	4	16
5.3 Child Functioning	88%	14	12%	2	16
5.2 Nature of maltreatment	94%	15	6%	1	16
5.1 Extent of the alleged maltreatment	94%	15	6%	1	16

Northeast

Question	Yes		No		Total
5.6 Parenting discipline/behavior management	22%	4	78%	14	18
5.5 Parenting General	28%	5	72%	13	18
5.4 Adult Functioning	28%	5	72%	13	18
5.3 Child Functioning	50%	9	50%	9	18
5.2 Nature of maltreatment	33%	6	67%	12	18
5.1 Extent of the alleged maltreatment	41%	7	59%	10	17

Action 4 Child Protection

Central

Question	Yes		No		Total
5.6 Parenting discipline/behavior management	56%	10	44%	8	18
5.5 Parenting General	50%	9	50%	9	18
5.4 Adult Functioning	41%	7	59%	10	17
5.3 Child Functioning	87.5%	14	12.5%	2	16
5.2 Nature of maltreatment	53%	9	47%	8	17
5.1 Extent of the alleged maltreatment	82%	14	18%	3	17

Suncoast

Question	Yes		No		Total
5.6 Parenting discipline/behavior management	18%	3	82%	14	17
5.5 Parenting General	23%	4	77%	13	17
5.4 Adult Functioning	29%	5	71%	12	17
5.3 Child Functioning	35%	6	65%	11	17
5.2 Nature of maltreatment	47%	8	53%	9	17
5.1 Extent of the alleged maltreatment	59%	10	41%	7	17

Action 4 Child Protection

Southeast

Question	Yes		No		Total
5.6 Parenting discipline/behavior management	41%	7	59%	10	17
5.5 Parenting General	41%	7	59%	10	17
5.4 Adult Functioning	47%	8	53%	9	17
5.3 Child Functioning	53%	9	47%	8	17
5.2 Nature of maltreatment	65%	11	35%	6	17
5.1 Extent of the alleged maltreatment	59%	10	41%	7	17

Southern

Question	Yes		No		Total
5.6 Parenting discipline/behavior management	43%	6	57%	8	14
5.5 Parenting General	50%	7	50%	7	14
5.4 Adult Functioning	36%	5	64%	9	14
5.3 Child Functioning	50%	7	50%	7	14
5.2 Nature of maltreatment	50%	7	50%	7	14
5.1 Extent of the alleged maltreatment	50%	7	50%	7	14

Item 6 Comparison - ACP Reviewer

#	Question	Northwest		Northeast		Central		Suncoast		Southeast		Southern	
1	Yes	75.00%	12	27.78%	5	72.22%	13	29.41%	5	52.94%	9	42.86%	6
2	No	25.00%	4	72.22%	13	27.78%	5	70.59%	12	47.06%	8	57.14%	8
	Total	Total	16	Total	18	Total	18	Total	17	Total	17	Total	14

Action 4 Child Protection

Item 7 Comparison - ACP Reviewer

#	Question	Northwest		Northeast		Central		Suncoast		Southeast		Southern	
1	Yes	50.00%	8	27.78%	5	66.67%	12	23.53%	4	41.18%	7	35.71%	5
2	No	50.00%	8	72.22%	13	33.33%	6	76.47%	13	58.82%	10	64.29%	9
	Total	Total	16	Total	18	Total	18	Total	17	Total	17	Total	14

Item 8 Comparison - ACP Reviewer

#	Question	Northwest		Northeast		Central		Suncoast		Southeast		Southern	
1	Yes	75.00%	12	27.78%	5	66.67%	12	29.41%	5	52.94%	9	42.86%	6
2	No	25.00%	4	72.22%	13	33.33%	6	70.59%	12	47.06%	8	57.14%	8
	Total	Total	16	Total	18	Total	18	Total	17	Total	17	Total	14

Item 9 Comparison - ACP Reviewer

Northwest

Question	Yes		No		Total
9.1 Does safety planning analysis and justification clearly support the type of safety plan developed?	0%	0	100%	3	16
9.2 Is the safety plan sufficient to control for the identified danger threat?	0%	0	100%	3	16
9.3 Is the safety plan effectively managed and monitored by the CPI?	50%	1	50%	1	16

Northeast

Question	Yes		No		Total
9.1 Does safety planning analysis and justification clearly support the type of safety plan developed?	50%	3	50%	3	17
9.2 Is the safety plan sufficient to control for the identified danger threat?	57%	4	43%	3	18
9.3 Is the safety plan effectively managed and monitored by the CPI?	67%	4	33%	2	17

Action 4 Child Protection

Central

Question	Yes		No		Total
9.1 Does safety planning analysis and justification clearly support the type of safety plan developed?	25%	1	75%	3	18
9.2 Is the safety plan sufficient to control for the identified danger threat?	0%	0	100%	4	18
9.3 Is the safety plan effectively managed and monitored by the CPI?	75%	3	25%	1	18

Suncoast

Question	Yes		No		Total
9.1 Does safety planning analysis and justification clearly support the type of safety plan developed?	60%	3	40%	2	17
9.2 Is the safety plan sufficient to control for the identified danger threat?	0%	0	100%	5	17
9.3 Is the safety plan effectively managed and monitored by the CPI?	40%	2	60%	3	17

Southeast

Question	Yes		No		Total
9.1 Does safety planning analysis and justification clearly support the type of safety plan developed?	57%	4	43%	3	17
9.2 Is the safety plan sufficient to control for the identified danger threat?	43%	3	57%	4	17
9.3 Is the safety plan effectively managed and monitored by the CPI?	29%	2	71%	5	17

Southern

Question	Yes		No		Total
9.1 Does safety planning analysis and justification clearly support the type of safety plan developed?	0%	0	0%	0	14
9.2 Is the safety plan sufficient to control for the identified danger threat?	0%	0	0%	0	14
9.3 Is the safety plan effectively managed and monitored by the CPI?	0%	0	0%	0	14

Action 4 Child Protection

Item 10 Comparison - ACP Reviewer

#	Question	Northwest		Northeast		Central		Suncoast		Southeast		Southern	
1	Yes	18.75%	3	22.22%	4	22.22%	4	11.76%	2	23.53%	4	14.29%	2
2	No	81.25%	13	77.78%	14	77.78%	14	88.24%	15	76.47%	13	85.71%	12
	Total	Total	16	Total	18	Total	18	Total	17	Total	17	Total	14

Item 11 Comparison - ACP Reviewer

#	Question	Northwest		Northeast		Central		Suncoast		Southeast		Southern	
1	Yes	100%	2	0%	0	0%	0	25%	1	0%	0	0%	0
2	No	0%	0	0%	0	0%	0	75%	3	100%	1	100%	3
	Total	Total	16	Total	18	Total	18	Total	17	Total	17	Total	14

Action 4 Child Protection

Northwest Region Overview Report: CCSPE

Overview and Method

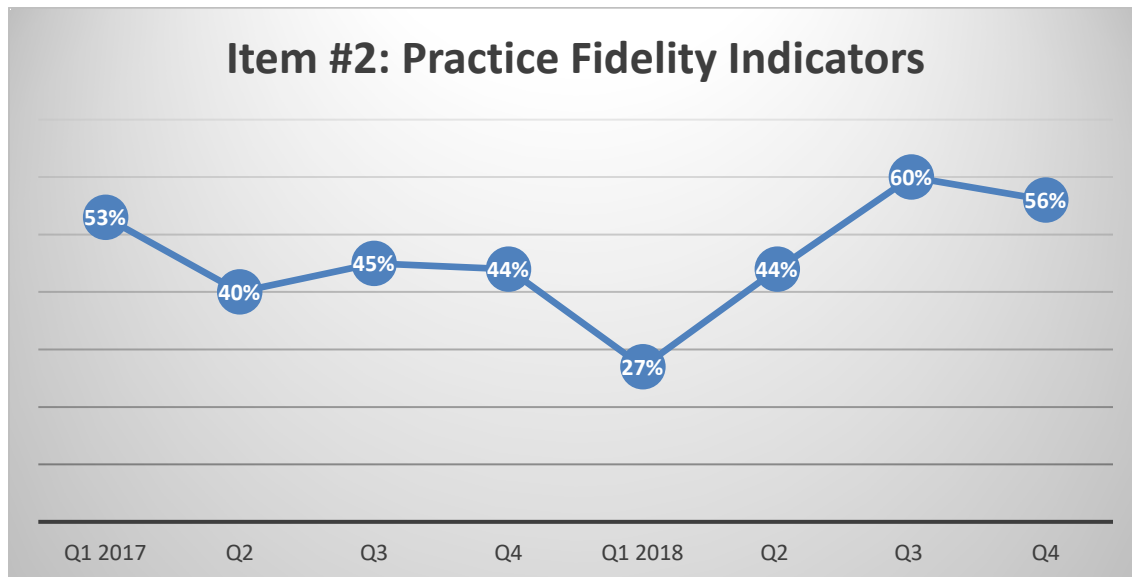
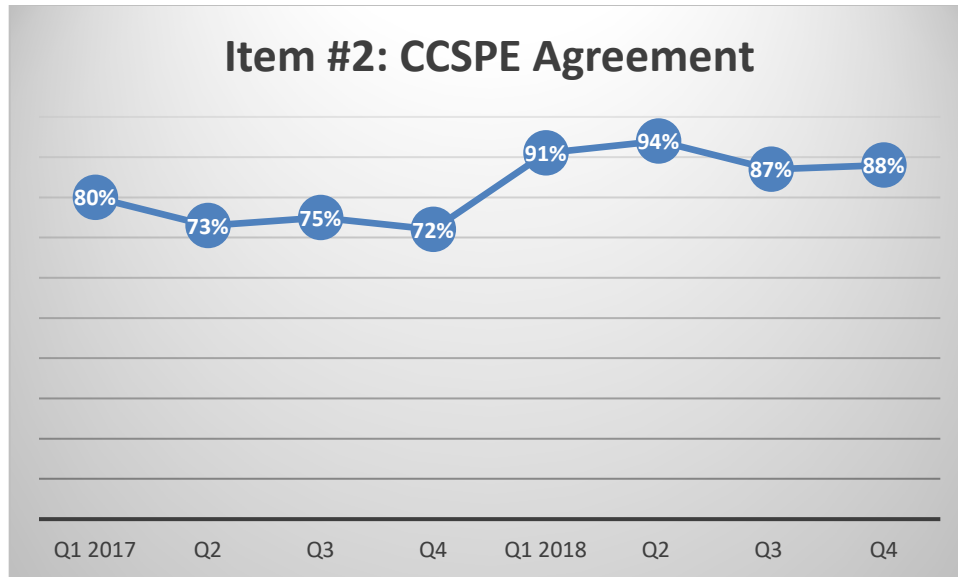
Action for Child Protection, Inc. completed a case record review requested by the Florida Department of Children and Families to assess the implementation of the Florida Safety Methodology, in particular to explore the interrater reliability of the Critical Child Safety Practice Experts and decision making at case closure for cases identified as requiring Rapid Safety Feedback. Cases were randomly selected from the six regions in Florida and the sample was provided to Action for Child Protection. Cases were reviewed off-site by Action staff utilizing Qualtrics survey software and FSFN access provided by the Department. The ACP review team reviews the entire case record, including case notes. Review items are rated based upon the final documentation contained in the case record (present danger assessment, safety plan, family functioning assessment). It should be noted that the review team does review case notes for reconciliation of the information in the assessment documentation and to provide information to the agency to inform overall practice fidelity and outcomes. This report provides a summary of key findings for inter-rater reliability for the CCSPE regarding present danger, present danger planning, present danger management, information collection, safety determination, and supervisor case consultation.

Data represents FY 2017- Q4 2018-2019 for both CCSPE agreement and fidelity indicators. Fidelity indicator data represents the case outcomes at closure as evaluated by Action for Child Protection review team.

Sample Size: Q4 16

Present Danger Assessment (Item 2)

Action 4 Child Protection



Data Summary

- Q4 Data supports that 88% of the cases reviewed, the CCSPE was accurate in their decision and guidance regarding the sufficiency of the present danger assessment. This is a slight increase since Q3 2018-2019.
- Practice fidelity indicators for Item #2 decreased during Q4 by approximately 4%. Since Q1 the region has experienced an overall increase of 29% for practice fidelity indicators for Item #2.

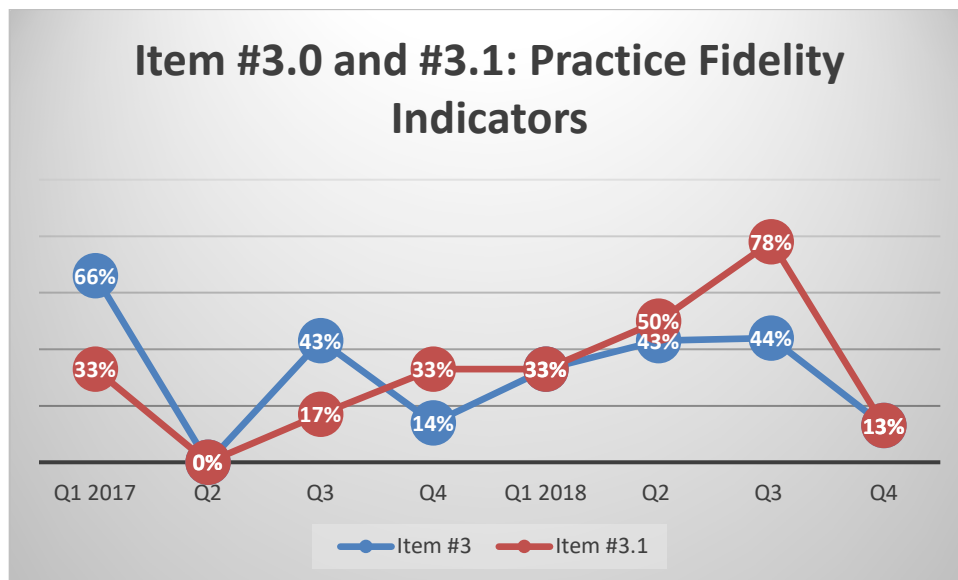
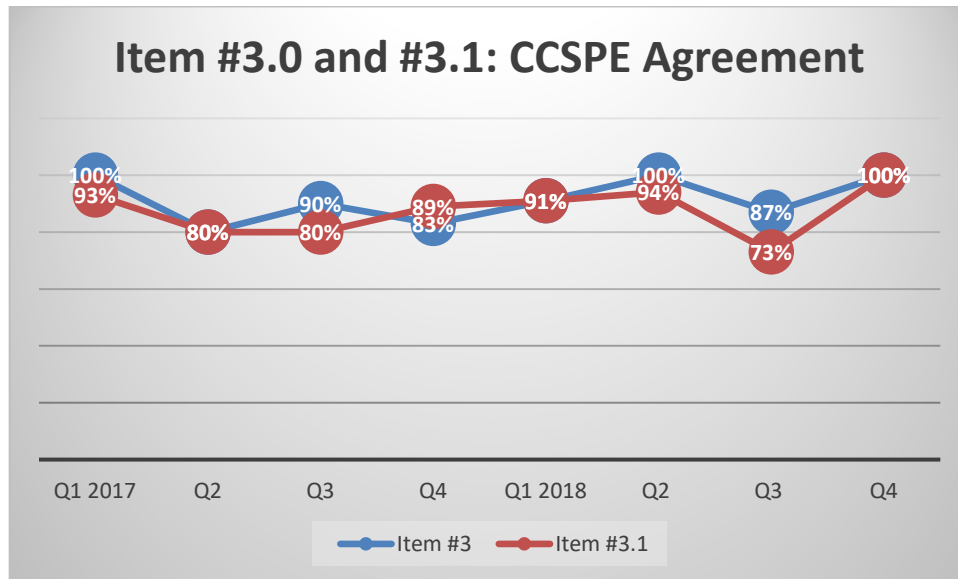
Areas for Consideration

Executive Offices:
925 6th Street NW #4
Albuquerque, NM 87102
(505) 345-2500

Action 4 Child Protection

- Review of present danger assessments was noted to be timely by the CCSPE and documentation for rationale, when provided, was detailed.
- Practice fidelity indicators for this item have increased during the last two quarters and may represent the current focus on present danger and incorporation of the assessment team to assist in the assessment of present danger by the CPI.

Present Danger Safety Planning and Management (Items 3.0-3.1)



Action 4 Child Protection

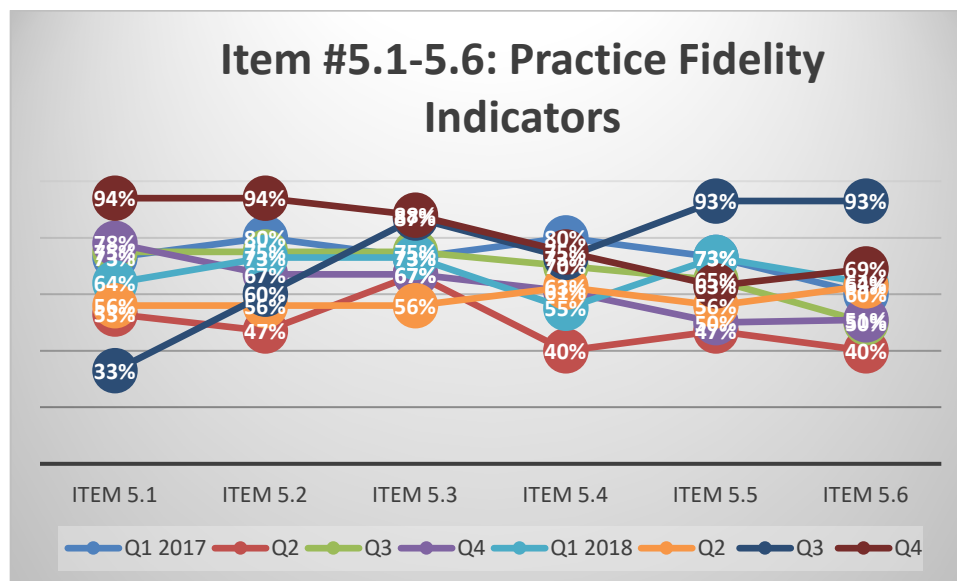
Data Summary

- Q4 Data supports that 100% of the cases reviewed, the CCSPE was accurate in their decision and guidance regarding the sufficiency of the present danger assessment plan. 100% of the cases reviewed the CCSPE were accurate regarding their rating of the management of the present danger plan.
- During the first three quarters of 2018-2019, practice fidelity indicators for Item #3 and Item #3.1 had been steadily increasing in fidelity indicators for both items; however, Q4 indicators fell drastically with an overall decrease of 31% and 65% respectively from Q3.

Areas for Consideration

- Items 3.0 and 3.1 address the sufficiency of the present danger plan and management of the plan while in place by the CPI. Both items saw an increase in agreement with the CCSPE assessment of the items during the last quarter. For Item #3.1 this quarter was rated the highest in the past eight quarters.
- CCSPE observations of insufficient present danger assessment and present danger plans centered around timeliness of completion, not reassessing at a critical juncture, and location of caregivers or children.

Information Collection (Items 5.1-5.6)



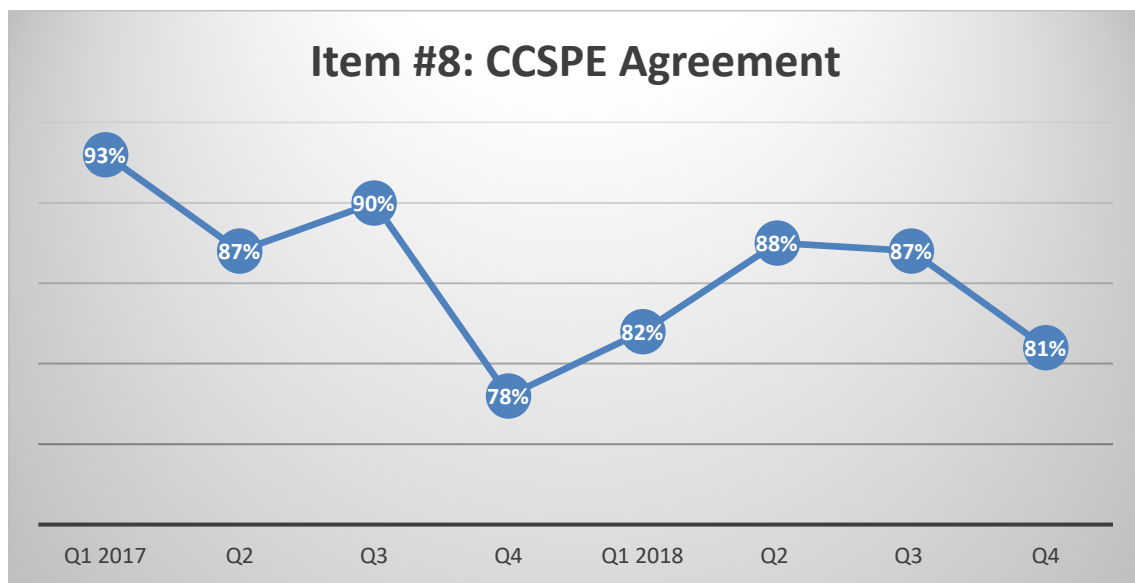
Data Summary

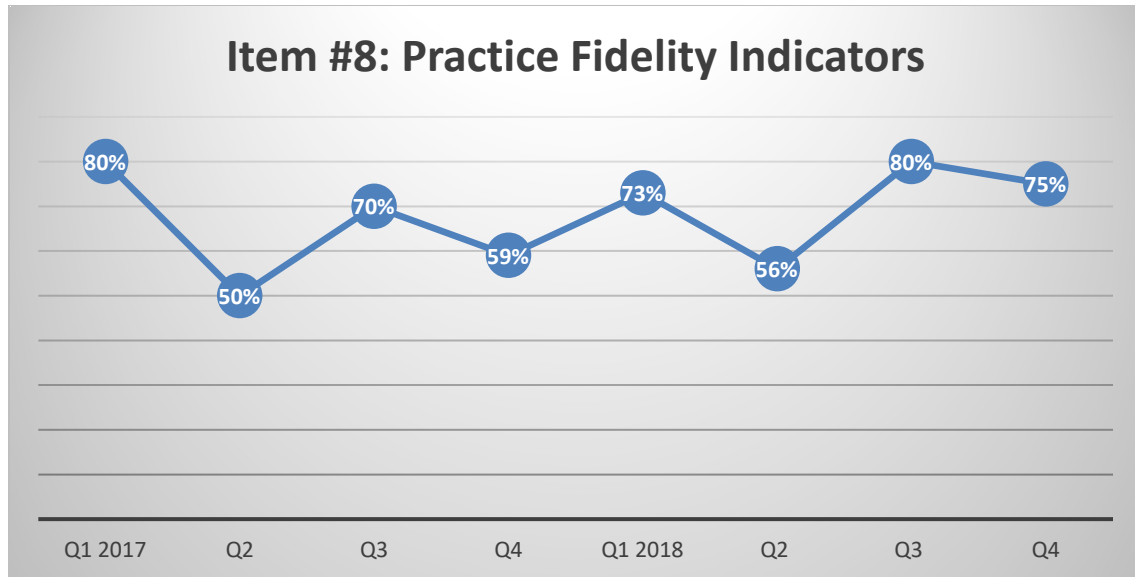
- Q4 Data supports that 75% of the cases reviewed, the CCSPE was accurate in their decision and guidance regarding the sufficiency of the information collection. Review of the accuracy for all six domains was utilized to assess the CCSPE accuracy in rating.
- Information collection fidelity continues to fluctuate, with a noted increase of 4/6 domains for Q4.

Areas for Consideration

- During Q4 overall sufficiency of the information collection domains was noted to be approximately 75%.
- CCSPE's continue to provide accurate feedback regarding the domains, with a slight increase between Q3 and Q4 2018-2019.
- Overall, sufficiency of information collection is consistently higher than the state average, with three of the six domains during this review achieving over 80%.

Safety Determination (Item 8)





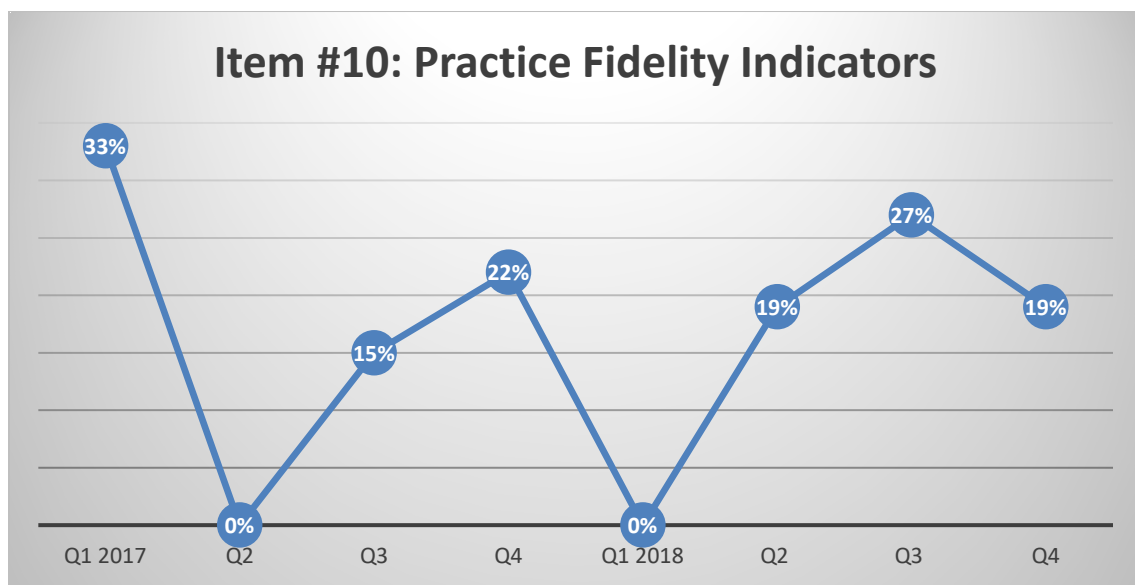
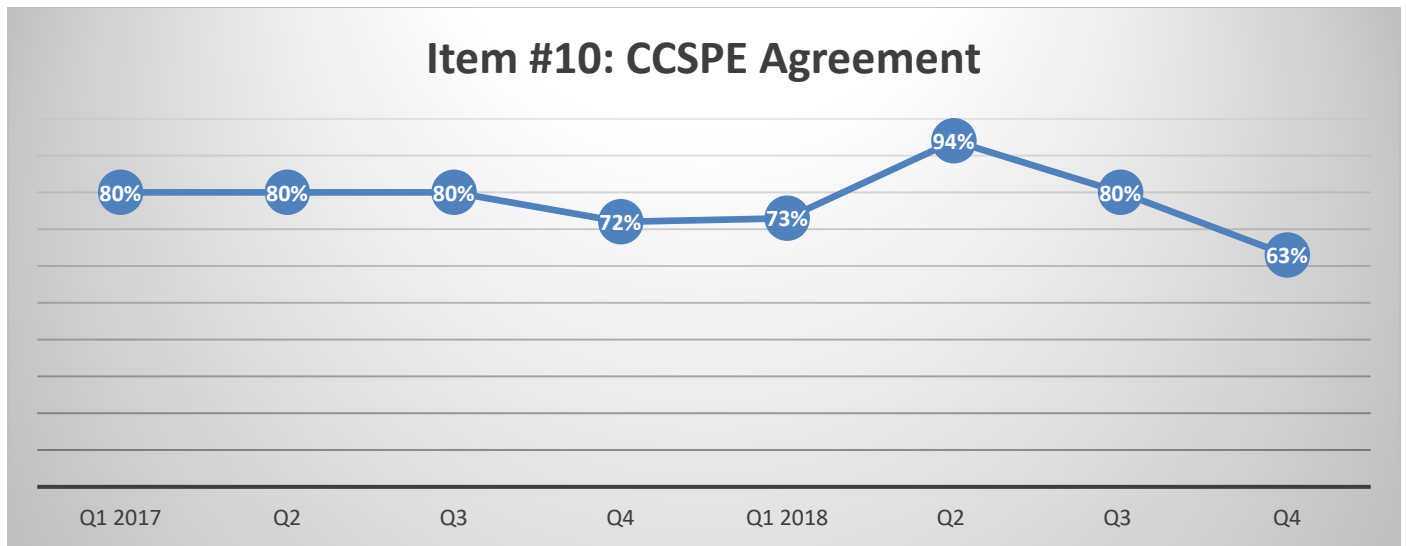
Data Summary

- Q4 Data supports that 81% of the cases reviewed, the CCSPE was accurate in their decision and guidance regarding the family functioning assessment supporting the safety determination.
- Practice fidelity indicators for Item #8 decreased slightly during Q4, yet remain significantly higher than Q2, which is correlated to the overall information collection domains being rated with a high degree of sufficiency.

Areas for Consideration

- In cases that were deemed insufficient, the feedback provided by the CCSPE was incorporated into the FFA at closure and was evidenced in the overall outcomes of the cases containing sufficient information and accurate decision making as rating with a high degree of accuracy.

Supervisor Case Consultation (Item 10)



Data Summary

- Q4 Data supports that 63% of the cases reviewed, the CCSPE was accurate in their decision and guidance regarding supervisor case consultation. This was a noted decrease since Q3; 17%.

Areas for Consideration

- Item 10 rates the supervisor consultation for quality and consistency in regards to the case dynamics. The majority of the cases reviewed throughout the year were noted to lack supervisor consultation that was appropriate based upon the case dynamics.
- CCSPE accuracy for this item remained stable throughout the past eight quarters, with a noted decrease during Q4.
- Guidance and feedback for supervisor consultation was noted to be provided by the CCSPE, however the guidance was frequently not demonstrated following the consultation. In addition, upon review of supervisors, patterns of supervisor consultation being insufficient were observed across quarters and cases by the review team.

Action 4 Child Protection

Northwest Region: Data Report

Item 1 Comparison – CCSPE

#	Answer	%	Count
1	Yes	81.25%	13
2	No	18.75%	3
	Total	100%	16

Item 1 Comparison - ACP Reviewer

#	Answer	%	Count
1	Yes	75.00%	12
2	No	25.00%	4
	Total	100%	16

Was the CCSPE assessment accurate (Item 1)?

#	Answer	%	Count
1	Yes	81.25%	13
2	No	18.75%	3
	Total	100%	16

Item 2 Comparison - CCSPE

#	Answer	%	Count
1	Yes	62.50%	10
2	No	37.50%	6
	Total	100%	16

Item 2 Comparison - ACP Reviewer

#	Answer	%	Count
1	Yes	56.25%	9
2	No	43.75%	7
	Total	100%	16

Was the CCSPE assessment accurate (Item 2)?

#	Answer	%	Count
1	Yes	87.50%	14
2	No	12.50%	2
	Total	100%	16

Item 3 Comparison - CCSPE

#	Answer	%	Count
1	Yes	40%	2
2	No	60%	3
	Total	100%	16

Item 3 Comparison - ACP Reviewer

#	Answer	%	Count
1	Yes	40%	2
2	No	60%	3
	Total	100%	16

Was the CCSPE assessment accurate (Item 3)?

#	Answer	%	Count
1	Yes	100.00%	16
2	No	0.00%	0
	Total	100%	16

Item 3.1 Comparison - CCSPE

#	Answer	%	Count
1	Yes	40%	2
2	No	60%	3
	Total	100%	16

Item 3.1 Comparison - ACP Reviewer

#	Answer	%	Count
1	Yes	40%	2
2	No	60%	3
	Total	100%	16

Was the CCSPE assessment accurate (Item 3.1)?

#	Answer	%	Count
1	Yes	100.00%	16
2	No	0.00%	0
	Total	100%	16

Action 4 Child Protection

Item 5 Comparison The CPI collected sufficient information to inform the decision making process... - CCSPE

#	Question	Yes		No		Total
1	5.1 Extent of the alleged maltreatment	93.33%	14	6.67%	1	16
2	5.2 Nature of maltreatment	93.33%	14	6.67%	1	16
3	5.3 Child Functioning	78.57%	11	21.43%	3	15
	5.4 Adult Functioning	71.43%	10	28.57%	4	15
	5.5 Parenting General	64.29%	9	35.71%	5	15
	5.6 Parenting discipline/behavior management	78.57%	11	21.43%	3	15

Item 5 Comparison The CPI collected sufficient information to inform the decision making process... - ACP Reviewer

#	Question	Yes		No		Total
1	5.1 Extent of the alleged maltreatment	93.75%	15	6.25%	1	16
2	5.2 Nature of maltreatment	93.75%	15	6.25%	1	16
3	5.3 Child Functioning	87.50%	14	12.50%	2	16
	5.4 Adult Functioning	75.00%	12	25.00%	4	16
	5.5 Parenting General	62.50%	10	37.50%	6	16
	5.6 Parenting discipline/behavior management	68.75%	11	31.25%	5	16

Was the CCSPE assessment accurate (Item 5)?

#	Answer	%	Count
1	Yes	75.00%	12
2	No	25.00%	4
	Total	100%	16

Action 4 Child Protection

Item 6 Comparison - CCSPE

#	Answer	%	Count
1	Yes	78.57%	11
2	No	21.43%	3
	Total	100%	16

Item 6 Comparison - ACP Reviewer

#	Answer	%	Count
1	Yes	75.00%	12
2	No	25.00%	4
	Total	100%	16

Was the CCSPE assessment accurate (Item 6)?

#	Answer	%	Count
1	Yes	87.50%	14
2	No	12.50%	2
	Total	100%	16

Item 7 Comparison - CCSPE

#	Answer	%	Count
1	Yes	50.0%	7
2	No	50.0%	7
	Total	100%	16

Item 7 Comparison - ACP Reviewer

#	Answer	%	Count
1	Yes	50.00%	8
2	No	50.00%	8
	Total	100%	16

Was the CCSPE assessment accurate (Item 7)?

#	Answer	%	Count
1	Yes	81.25%	13
2	No	18.75%	3
	Total	100%	16

Item 8 Comparison - CCSPE

#	Answer	%	Count
1	Yes	76.92%	10
2	No	23.08%	3
	Total	100%	16

Item 8 Comparison - ACP Reviewer

#	Answer	%	Count
1	Yes	75.00%	12
2	No	25.00%	4
	Total	100%	16

Was the CCSPE assessment accurate (Item 8)?

#	Answer	%	Count
1	Yes	81.25%	13
2	No	18.75%	3
	Total	100%	16

Action 4 Child Protection

Item 9 Comparison - CCSPE

#	Question	Yes	No	Total
1	9.1 Does safety planning analysis and justification clearly support the type of safety plan developed?	33.33%	66.67%	16
2	9.2 Is the safety plan sufficient to control for the identified danger threat?	33.33%	66.67%	16
3	9.3 Is the safety plan effectively managed and monitored by the CPI?	50.00%	50.00%	16

Item 9 Comparison - ACP Reviewer

#	Question	Yes	No	Total
1	9.1 Does safety planning analysis and justification clearly support the type of safety plan developed?	0.00%	100%	16
2	9.2 Is the safety plan sufficient to control for the identified danger threat?	0.00%	100%	16
3	9.3 Is the safety plan effectively managed and monitored by the CPI?	50.00%	50.00%	16

Was the CCSPE assessment accurate (Item 9)?

#	Answer	%	Count
1	Yes	93.75%	15
2	No	6.25%	1
	Total	100%	16

Item 10 Comparison - CCSPE

#	Answer	%	Count
1	Yes	53.33%	8
2	No	46.67%	7
	Total	100%	15

Item 10 Comparison - ACP Reviewer

#	Answer	%	Count
1	Yes	18.75%	3
2	No	81.25%	13
	Total	100%	16

Was the CCSPE assessment accurate (Item 10)?

#	Answer	%	Count
1	Yes	62.50%	10
2	No	37.50%	6
	Total	100%	16

Item 11 Comparison - CCSPE

#	Answer	%	Count
1	Yes	100%	2
2	No	0.00%	0
	Total	100%	16

Item 11 Comparison - ACP Reviewer

#	Answer	%	Count
1	Yes	100%	2
2	No	0.00%	0
	Total	100%	16

Was the CCSPE assessment accurate (Item 11)?

#	Answer	%	Count
1	Yes	100.00%	16
2	No	0.00%	0
	Total	100%	16

Action 4 Child Protection

Northeast Region Overview Report: CCSPE

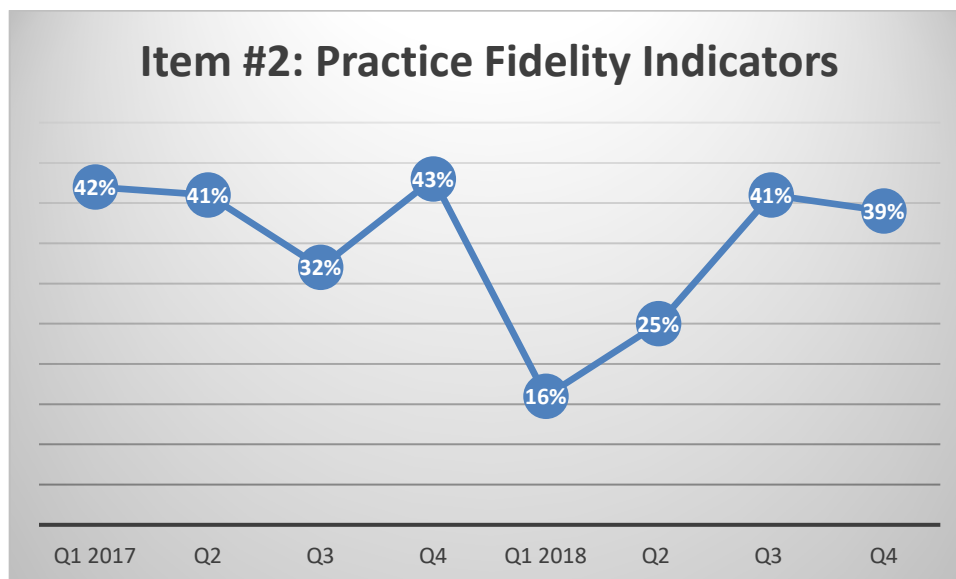
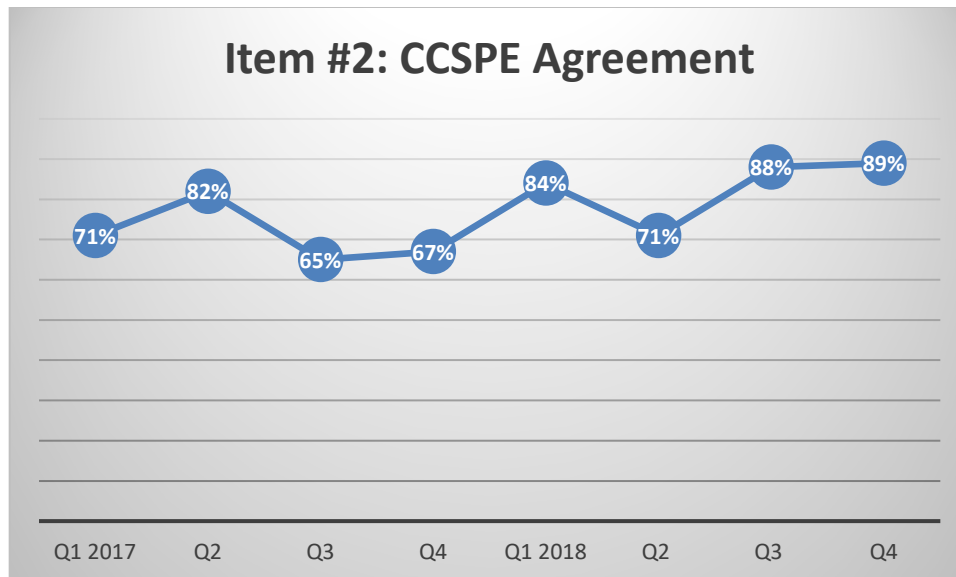
Overview and Method

Action for Child Protection, Inc. completed a case record review requested by the Florida Department of Children and Families to assess the implementation of the Florida Safety Methodology, in particular to explore the interrater reliability of the Critical Child Safety Practice Experts and decision making at case closure for cases identified as requiring Rapid Safety Feedback. Cases were randomly selected from the six regions in Florida and the sample was provided to Action for Child Protection. Cases were reviewed off-site by Action staff utilizing Qualtrics survey software and FSFN access provided by the Department. The ACP review team reviews the entire case record, including case notes. Review items are rated based upon the final documentation contained in the case record (present danger assessment, safety plan, family functioning assessment). It should be noted that the review team does review case notes for reconciliation of the information in the assessment documentation and to provide information to the agency to inform overall practice fidelity and outcomes. This report provides a summary of key findings for inter-rater reliability for the CCSPE regarding present danger, present danger planning, present danger management, information collection, safety determination, and supervisor case consultation.

Data represents FY 2017- Q4 2018-2019 for both CCSPE agreement and fidelity indicators. Fidelity indicator data represents the case outcomes at closure as evaluated by Action for Child Protection review team.

Sample Size: Q4 18

Present Danger Assessment (Item 2)



Data Summary

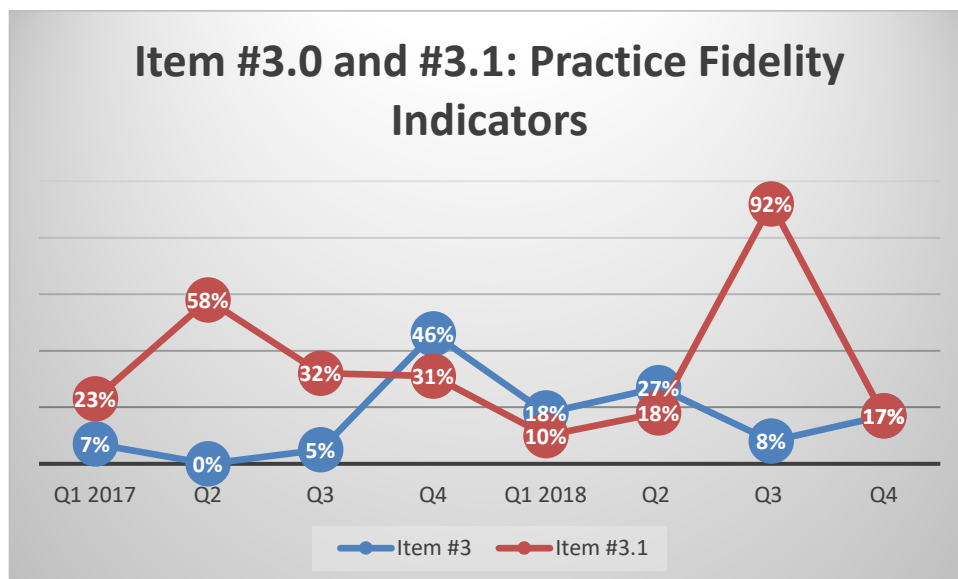
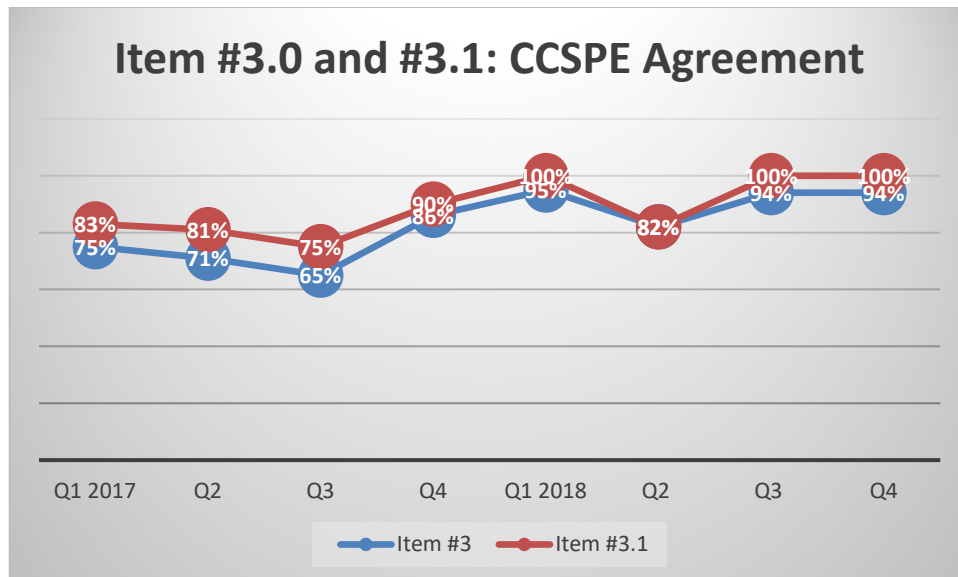
- Q4 Data supports that 89% of the cases reviewed, the CCSPE was accurate in their decision and guidance regarding the sufficiency of the present danger assessment.
- Practice fidelity indicators for Item #2 decreased during Q4 2017-2018, however have seen an increase in the last four quarters, with an increase of 23%.

Action 4 Child Protection

Areas for Consideration

- During the Q2, the CCSPE agreement had declined to 71%. During Q3 this rating increased by 17% and increased another percentage point in Q4. In addition, the correlation with the CCSPE agreement and feedback provided to the field has seen an increase in the fidelity indicator for present danger assessment sufficiency. Fidelity indicators remained relatively the same from last quarter to this quarter. This would support that guidance being provided is being addressed by the region and continued focus on this item should continue to ensure sufficient present danger assessments are being conducted in the field and accurately documented to support the agencies decision making.

Present Danger Safety Planning and Management (Items 3.0-3.1)



Data Summary

- Q4 Data supports that 94% of the cases reviewed, the CCSPE was accurate in their decision and guidance regarding the sufficiency of the present danger plan. This has remained the same since Q3, but is an increase of approximately 12% since Q2.

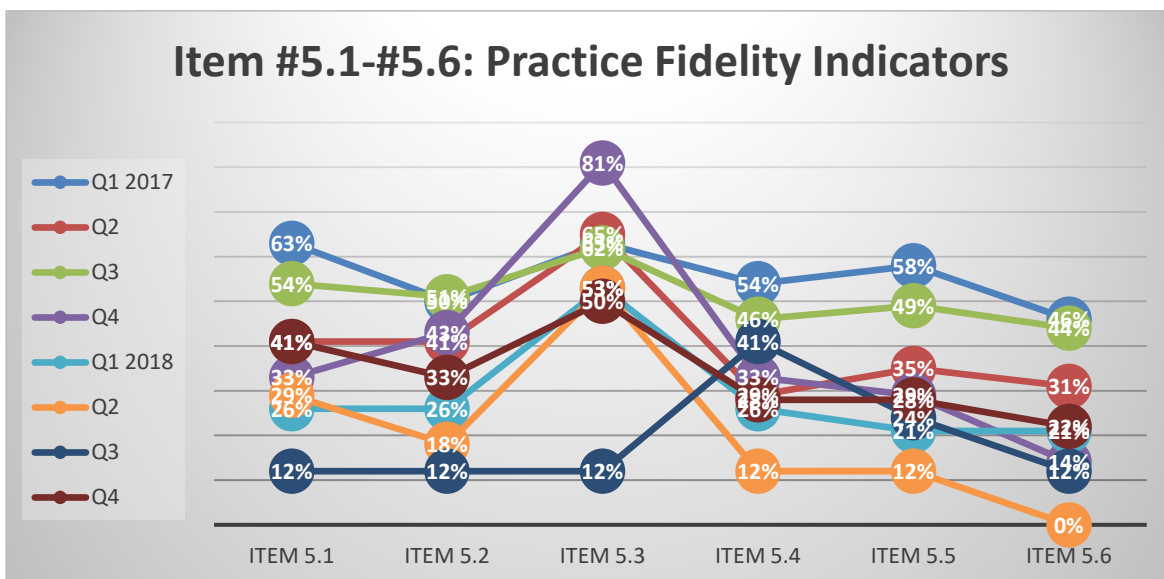
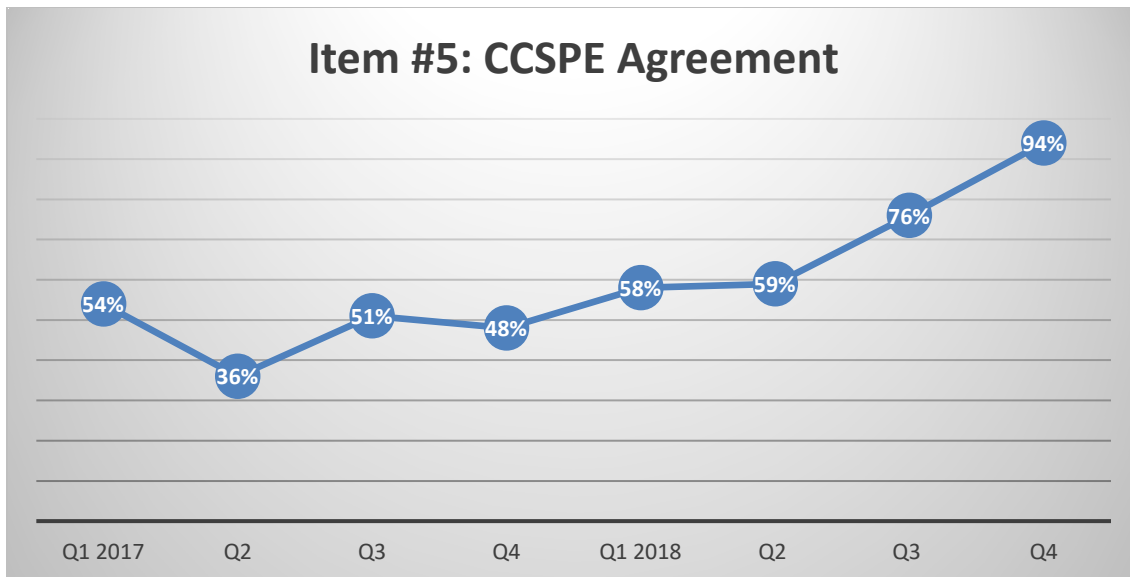
Action 4 Child Protection

- Q4 Data supports that 100% of the cases reviewed, the CCSPE was accurate in their decision and guidance regarding the management of the present danger safety plan. This has also remained the same since Q3, but is an increase of 18% since Q2.
- Practice fidelity indicators for Item #3 increased during this review; 9%. Item #3.1 decreased significantly during the Q4; 75%.

Areas for Consideration

- There was a noted decline during the last quarter for Item #3.1 regarding the present danger plan management. The region should explore the reasoning behind the loss of growth from the previous quarter in relation to present danger safety plan management to enhance positive growth during the next quarter and continue to maintain the focus and guidance being provided to ensure safety management.
- Items #3.1, Item #3.0 continue to remain overall low regarding the sufficiency of the present danger safety plans. The plans were frequently identified as not providing the level of services need to ensure child safety. Plans were not consistently being managed to ensure they remained active and effective.

Information Collection (Items 5.1-5.6)



Data Summary

- Q4 Data supports that 94% of the cases reviewed, the CCSPE was accurate in their decision and guidance regarding the sufficiency of information collection. Accuracy for the CCSPE is evaluated through review of all six domains. This is a noted increase of 18% since Q3 2018-2019.
- Practice fidelity indicators for Item #5.1-5.6 showed a noted increase in Q4, with five domains noting an increase; extent of maltreatment, nature of maltreatment, child functioning, parenting

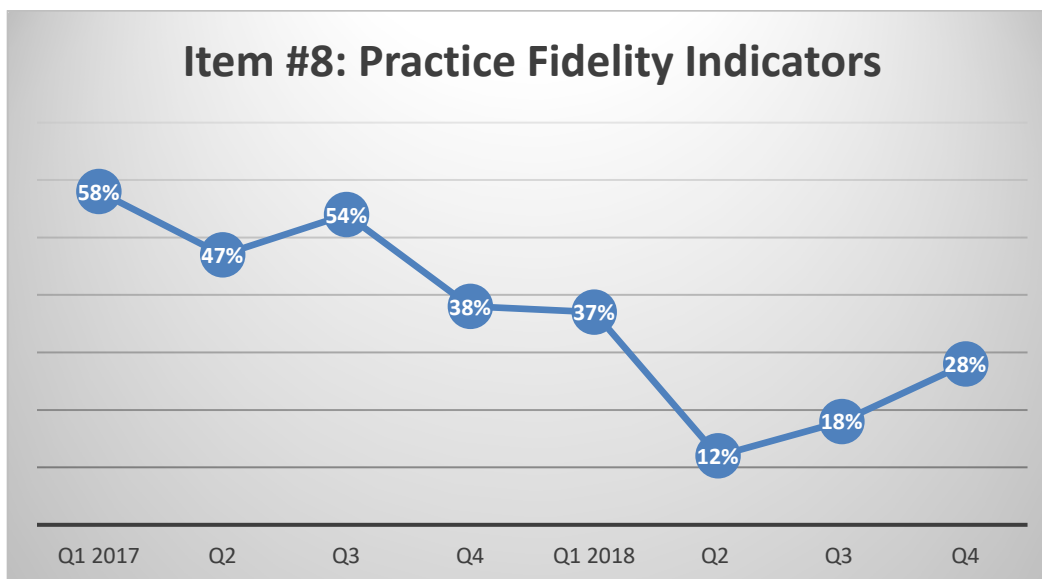
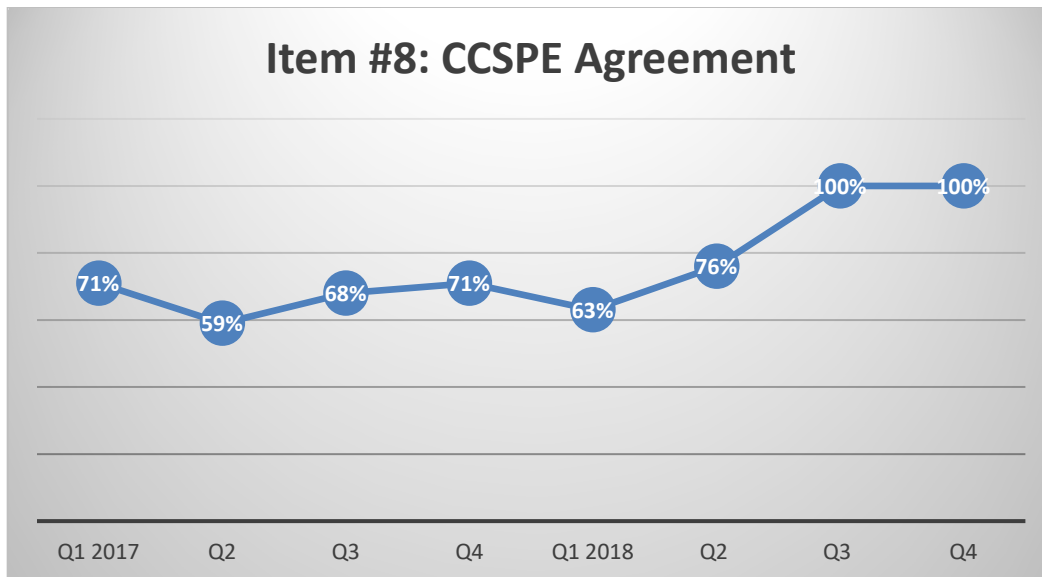
Action 4 Child Protection

general, and parenting discipline/behavior management. Adult functioning declined noticeably during Q4; 13%.

Areas for Consideration

- CCSPE agreement increased in Q4, with the highest rating in the last eight quarters during this review. It was noted that the CCSPE supported their decision making and rationale clearly in their review instruments and were providing accurate feedback to the staff during the consultations.
 - Information collection was frequently observed, by CCSPE's and ACP Staff, to lack sufficient information to inform the domains and safety decisions. Information collection presented as lacking depth and did not utilize relevant collateral sources of information.
 - During the last review it was noted that the CCSPE feedback was often not completed at the closure of the investigation. This continues to be a concern for Q4. In addition, review of case information outside of the family functioning assessment document did not support information collection as occurring to inform the overall decision making.
 - During the previous review, child functioning declined significantly; however, there was a noted increase in Q4 to 50%. While this is an improvement, this domain and all domains should remain an area of need as all domains were rated at 50% or lower for fidelity.
-

Safety Determination (Item 8)



Data Summary

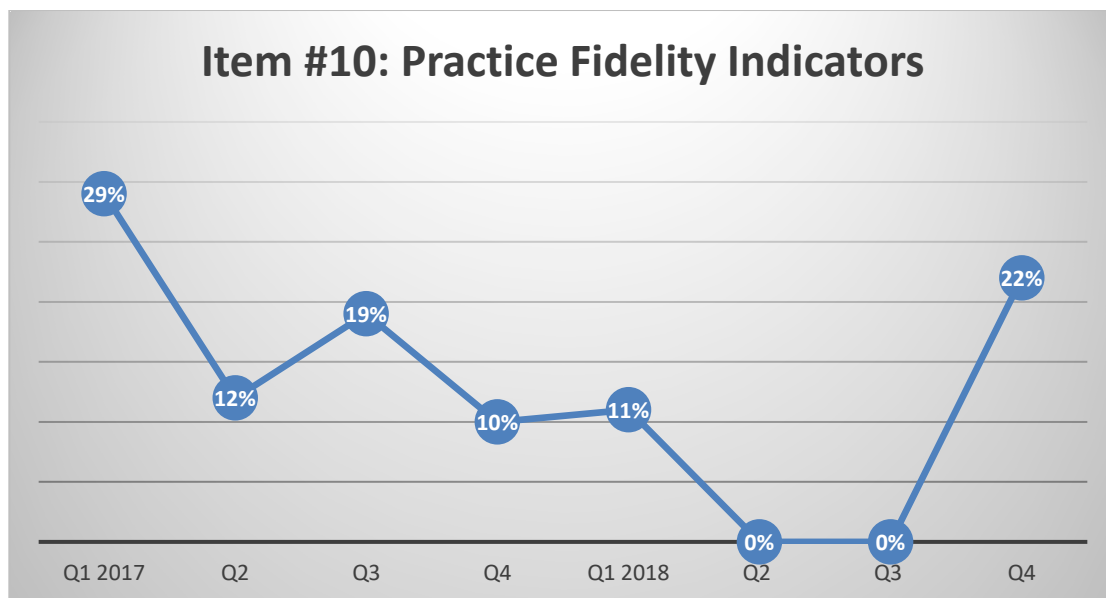
- Q4 Data supports that 100% of the cases reviewed, the CCSPE was accurate in their decision and guidance regarding the family functioning assessment supporting the safety determination.
- Practice fidelity indicators for Item #8 have continually declined since FY 2017-2018 Q3, with the current review period representing the third lowest of the eight quarters; 28%.

Action 4 Child Protection

Areas for Consideration

- CCSPE agreement has remained high. Q4 tied for the highest rating for accuracy for the CCSPE in the past eight quarters.
- Practice fidelity was consistently decreasing over the first six quarters, but have been steadily rising in Q3 and Q4.
- Consistently, safety decisions were not based on sufficient information collection and therefore were not well-informed safety decisions. This was noted in all of the past seven reviews as an area of concern and needed attention.
- Information collection is associated with the safety determination and while noted that there were areas of improvement in three of the information collection domains, all domains remained low.
- Upon review of the cases, the overall case information did not represent that there are sufficient field assessments and subsequently documentation of those assessments occurring to support accurate safety decisions for children and families. Frequently assessments were incident focused and lacked further exploration of the family conditions occurring.

Supervisor Case Consultation (Item 10)



Data Summary

- Q4 Data supports that 100% of the cases reviewed, the CCSPE was accurate in their decision and guidance regarding the quality and frequency of supervisor case consultation.
- Practice fidelity indicators increased noticeably during his review, with the second highest rating in eight quarters; 22%.

Areas for Consideration

- Item #10 rates the quality and frequency of the supervisor case consultation in relation to the case dynamics. The CCSPE accuracy in rating this item was identified as an area of strength, with overall consistency in rating across the last eight quarters.
- As noted in the past review reports, practice fidelity indicators for this item are concerning. While there was noted improvement during this review period, fidelity indicators remain very low at 22%. Supervisor consultation notes were reviewed and frequently did not contain focus or guidance by the supervisor in relation to the case dynamics.
- CCSPE frequently noted consultations not identifying insufficient information to support case determinations and CPISs not providing sufficient guidance as the reasons for this being scored no.

Action 4 Child Protection

Northeast Region: Data Report

Item 1 Comparison - CCSPE

#	Answer	%	Count
1	Yes	33.33%	6
2	No	66.67%	12
	Total	100%	18

Item 1 Comparison - ACP Reviewer

#	Answer	%	Count
1	Yes	33.33%	6
2	No	66.67%	12
	Total	100%	18

Was the CCSPE assessment accurate (Item 1)?

#	Answer	%	Count
1	Yes	100.00%	18
2	No	0.00%	0
	Total	100%	18

Item 2 Comparison - CCSPE

#	Answer	%	Count
1	Yes	38.89%	7
2	No	61.11%	11
	Total	100%	18

Item 2 Comparison - ACP Reviewer

#	Answer	%	Count
1	Yes	38.89%	7
2	No	61.11%	11
	Total	100%	18

Was the CCSPE assessment accurate (Item 2)?

#	Answer	%	Count
1	Yes	88.89%	16
2	No	11.11%	2
	Total	100%	18

Item 3 Comparison - CCSPE

#	Answer	%	Count
1	Yes	27.27%	3
2	No	72.73%	8
	Total	100%	18

Item 3 Comparison - ACP Reviewer

#	Answer	%	Count
1	Yes	27.27%	3
2	No	72.73%	8
	Total	100%	18

Was the CCSPE assessment accurate (Item 3)?

#	Answer	%	Count
1	Yes	94.44%	17
2	No	5.56%	1
	Total	100%	18

Item 3.1 Comparison - CCSPE

#	Answer	%	Count
1	Yes	27.27%	3
2	No	72.73%	8
	Total	100%	16

Item 3.1 Comparison - ACP Reviewer

#	Answer	%	Count
1	Yes	27.27%	3
2	No	72.73%	8
	Total	100%	18

Was the CCSPE assessment accurate (Item 3.1)?

#	Answer	%	Count
1	Yes	100.00%	18
2	No	0.00%	0
	Total	100%	18

Action 4 Child Protection

Item 5 Comparison The CPI collected sufficient information to inform the decision making process... - CCSPE

#	Question	Yes		No		Total
1	5.1 Extent of the alleged maltreatment	44.44%	8	55.56%	10	18
2	5.2 Nature of maltreatment	33.33%	6	66.67%	12	18
3	5.3 Child Functioning	61.11%	11	38.89%	7	18
	5.4 Adult Functioning	27.78%	5	72.22%	13	18
	5.5 Parenting General	33.33%	6	66.67%	12	18
	5.6 Parenting discipline/behavior management	22.22%	4	77.78%	14	18

Item 5 Comparison The CPI collected sufficient information to inform the decision making process... - ACP Reviewer

#	Question	Yes		No		Total
1	5.1 Extent of the alleged maltreatment	41.18%	7	58.82%	10	17
2	5.2 Nature of maltreatment	33.33%	6	66.67%	12	18
3	5.3 Child Functioning	50.00%	9	50.00%	9	18
	5.4 Adult Functioning	27.78%	5	72.22%	13	18
	5.5 Parenting General	27.78%	5	72.22%	13	18
	5.6 Parenting discipline/behavior management	22.22%	4	77.78%	14	18

Was the CCSPE assessment accurate (Item 5)?

#	Answer	%	Count
1	Yes	94.44%	17
2	No	5.56%	1
	Total	100%	18

Item 6 Comparison - CCSPE

#	Answer	%	Count
1	Yes	27.78%	5
2	No	72.22%	13
	Total	100%	18

Item 6 Comparison - ACP Reviewer

#	Answer	%	Count
1	Yes	27.78%	5
2	No	72.22%	13
	Total	100%	18

Was the CCSPE assessment accurate (Item 6)?

#	Answer	%	Count
1	Yes	100.00%	18
2	No	0.00%	0
	Total	100%	18

Item 7 Comparison - CCSPE

#	Answer	%	Count
1	Yes	22.22%	4
2	No	77.78%	14
	Total	100%	18

Item 7 Comparison - ACP Reviewer

#	Answer	%	Count
1	Yes	27.78%	5
2	No	72.22%	13
	Total	100%	18

Was the CCSPE assessment accurate (Item 7)?

#	Answer	%	Count
1	Yes	100.00%	18
2	No	0.00%	0
	Total	100%	18

Item 8 Comparison - CCSPE

#	Answer	%	Count
1	Yes	27.78%	5
2	No	72.22%	13
	Total	100%	18

Item 8 Comparison - ACP Reviewer

#	Answer	%	Count
1	Yes	27.78%	5
2	No	72.22%	13
	Total	100%	18

Was the CCSPE assessment accurate (Item 8)?

#	Answer	%	Count
1	Yes	100.00%	18
2	No	0.00%	0
	Total	100%	18

Action 4 Child Protection

Item 9 Comparison - CCSPE

#	Question	Yes		No		Total
1	9.1 Does safety planning analysis and justification clearly support the type of safety plan developed?	50.00%	3	50.00%	3	18
2	9.2 Is the safety plan sufficient to control for the identified danger threat?	50.00%	3	50.00%	3	14
3	9.3 Is the safety plan effectively managed and monitored by the CPI?	66.67%	4	33.33%	2	14

Item 9 Comparison - ACP Reviewer

#	Question	Yes		No		Total
1	9.1 Does safety planning analysis and justification clearly support the type of safety plan developed?	50.00%	3	50.00%	3	17
2	9.2 Is the safety plan sufficient to control for the identified danger threat?	57.14%	4	42.86%	3	18
3	9.3 Is the safety plan effectively managed and monitored by the CPI?	66.67%	4	33.33%	2	17

Was the CCSPE assessment accurate (Item 9)?

#	Answer	%	Count
1	Yes	100.00%	18
2	No	0.00%	0
	Total	100%	18

Item 10 Comparison - CCSPE

#	Answer	%	Count
1	Yes	22.22%	4
2	No	77.78%	14
	Total	100%	18

Item 10 Comparison - ACP Reviewer

#	Answer	%	Count
1	Yes	22.22%	4
2	No	77.78%	14
	Total	100%	18

Was the CCSPE assessment accurate (Item 10)?

#	Answer	%	Count
1	Yes	100.00%	18
2	No	0.00%	0
	Total	100%	18

Item 11 Comparison - CCSPE

#	Answer	%	Count
1	Yes	0.00%	0
2	No	0.00%	0
	Total	100%	12

Item 11 Comparison - ACP Reviewer

#	Answer	%	Count
1	Yes	0.00%	0
2	No	0.00%	0
	Total	100%	18

Action 4 Child Protection

Was the CCSPE assessment accurate (Item 11)?

#	Answer	%	Count
1	Yes	100.00%	18
2	No	0.00%	0
	Total	100%	18

Action 4 Child Protection

Central Region Overview Report: CCSPE

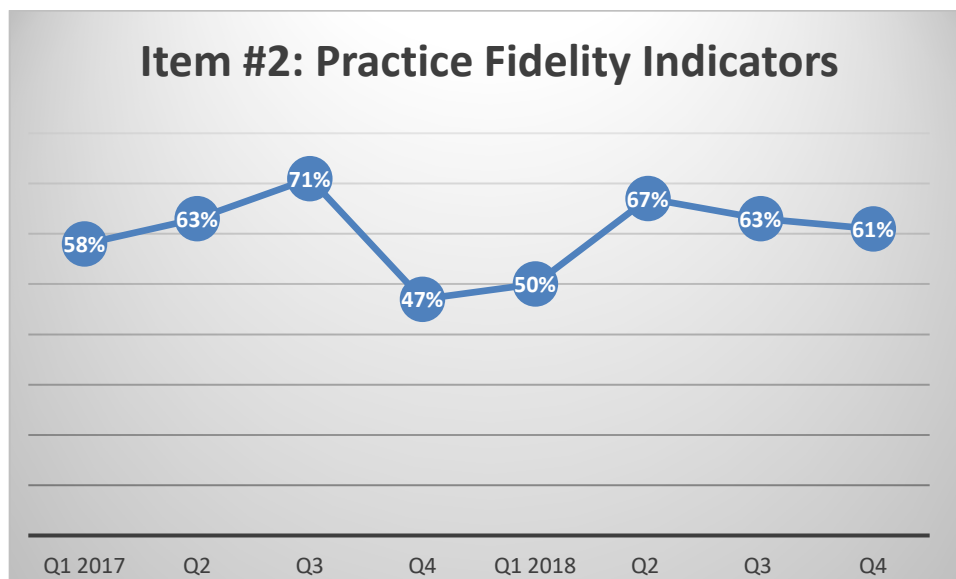
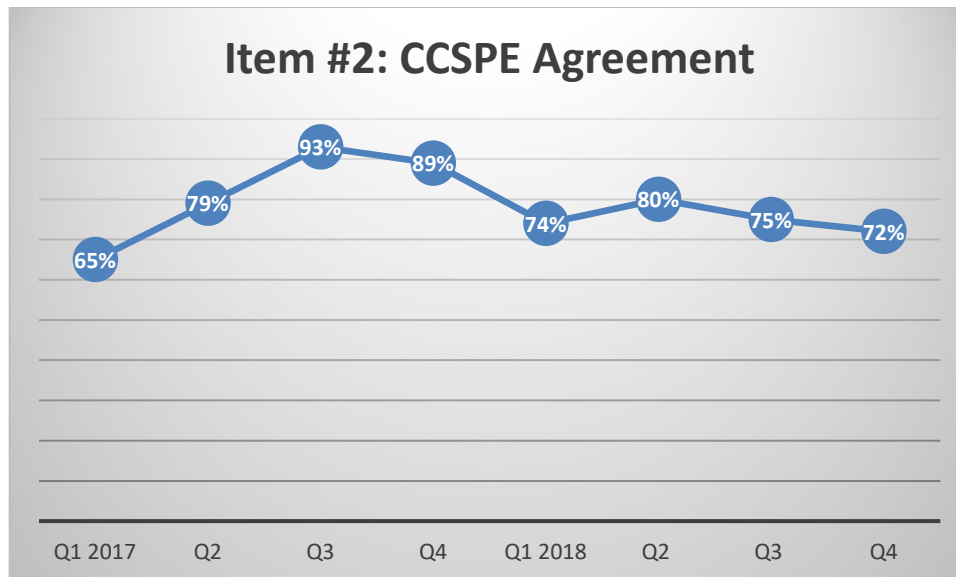
Overview and Method

Action for Child Protection, Inc. completed a case record review requested by the Florida Department of Children and Families to assess the implementation of the Florida Safety Methodology, in particular to explore the interrater reliability of the Critical Child Safety Practice Experts and decision making at case closure for cases identified as requiring Rapid Safety Feedback. Cases were randomly selected from the six regions in Florida and the sample was provided to Action for Child Protection. Cases were reviewed off-site by Action staff utilizing Qualtrics survey software and FSFN access provided by the Department. The ACP review team reviews the entire case record, including case notes. Review items are rated based upon the final documentation contained in the case record (present danger assessment, safety plan, family functioning assessment). It should be noted that the review team does review case notes for reconciliation of the information in the assessment documentation and to provide information to the agency to inform overall practice fidelity and outcomes. This report provides a summary of key findings for inter-rater reliability for the CCSPE regarding present danger, present danger planning, present danger management, information collection, safety determination, and supervisor case consultation.

Data represents FY 2017- Q4 2018-2019 for both CCSPE agreement and fidelity indicators. Fidelity indicator data represents the case outcomes at closure as evaluated by Action for Child Protection review team.

Sample Size: Q4 18

Present Danger Assessment (Item 2)



Data Summary

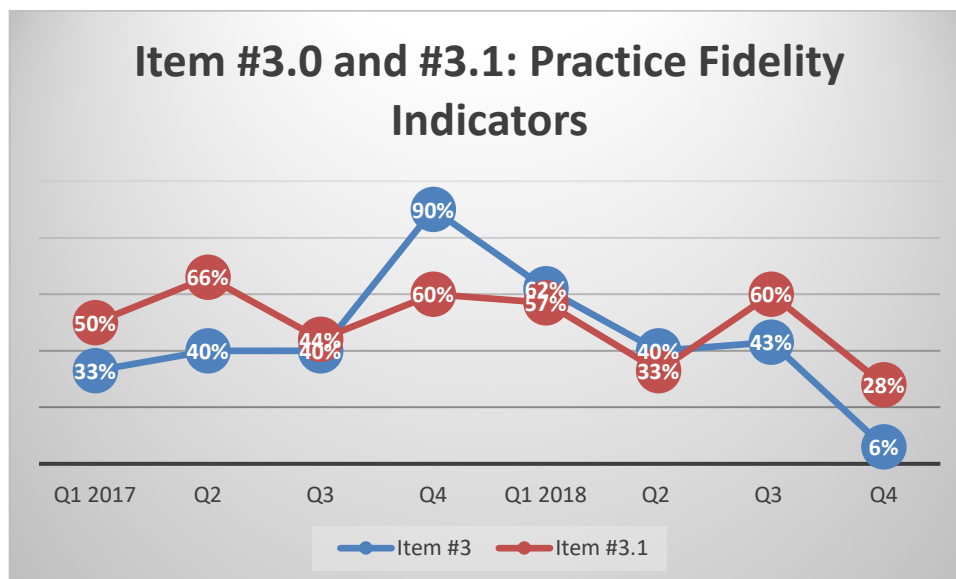
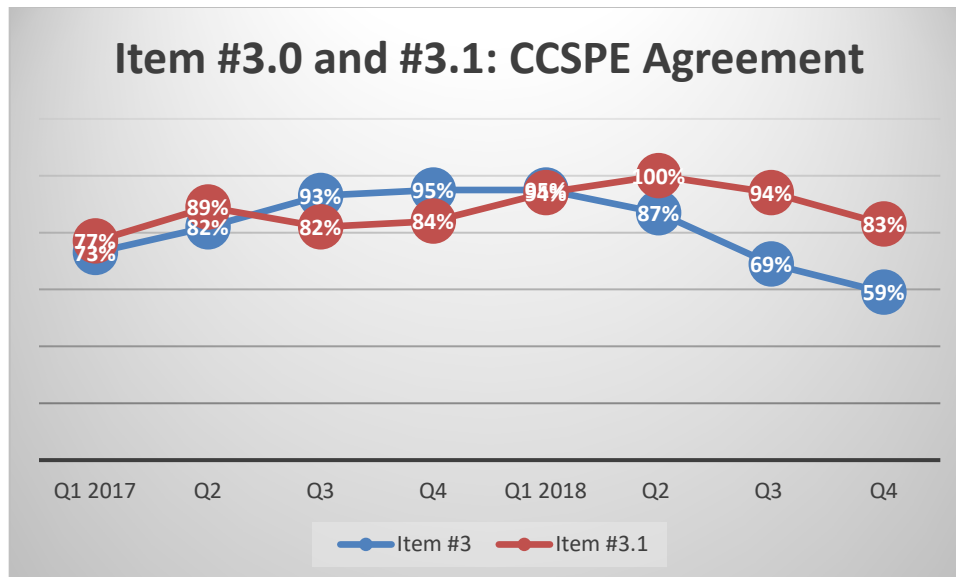
- Q4 Data supports that 72% of the cases reviewed, the CCSPE was accurate in their decision and guidance regarding the sufficiency of the present danger assessment.
- Practice fidelity indicators for Item #2 decreased slightly; 2% decrease.

Action 4 Child Protection

Areas for Consideration

- Item #2 remains an area of focus for the region as both the fidelity indicators and the CCSPE accuracy have remained relatively stable, with slightly negative growth over the past three quarters.
- Review of the CCSPE practice in assessing Item #2 is recommended to ensure CCSPE competency in accurately assessing present danger is recommended based upon the lack of positive growth for this item and fidelity indicators.

Present Danger Safety Planning and Management (Items 3.0-3.1)



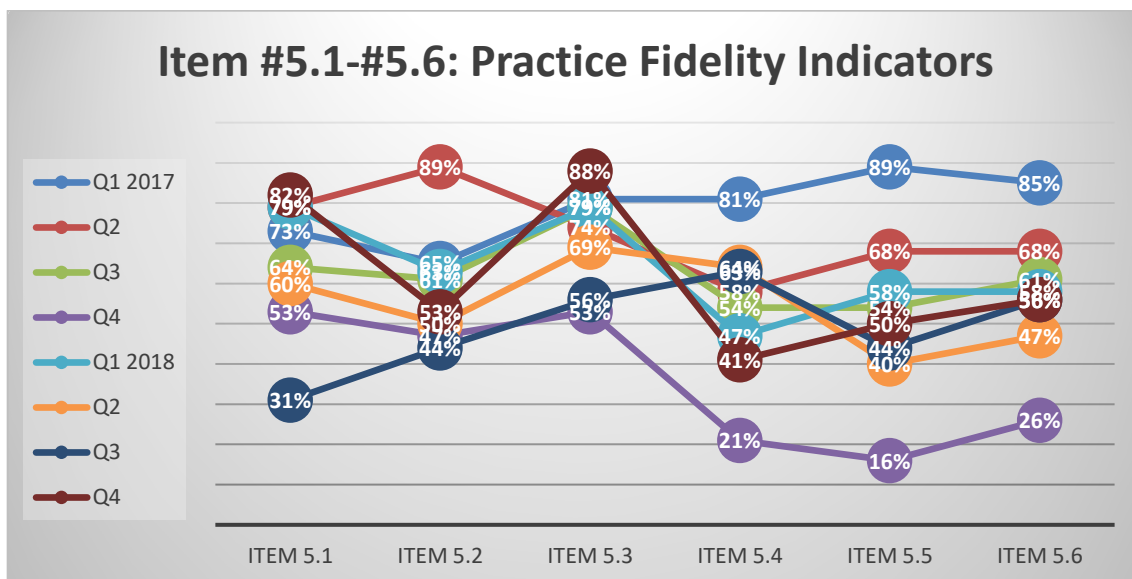
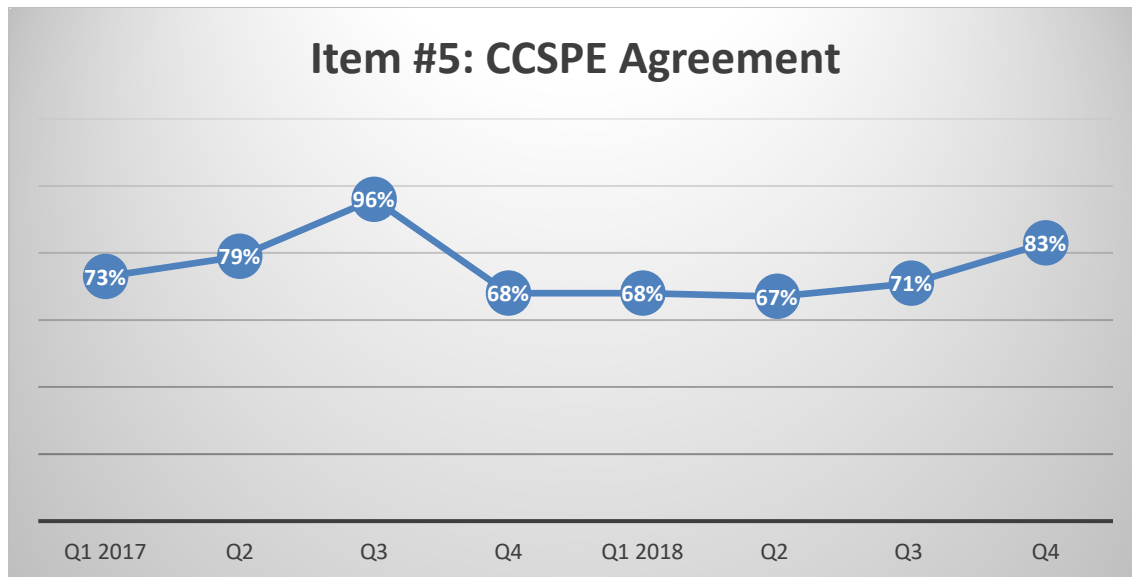
Data Summary

- Q4 Data supports that 59% of the cases reviewed, the CCSPE was accurate in their decision and guidance regarding the sufficiency of the present danger plan.
- Q4 Data supports that 83% of the cases reviewed, the CCSPE was accurate in their decision and guidance regarding the management of the present danger safety plan.
- Item #3 and #3.1 CCSPE accuracy declined during this quarter.
- Practice fidelity indicators for Item #3 decreased significantly during this quarter; Item #3.0 6%. Item #3.1 also noted a decrease of 32% during this quarter.

Areas for Consideration

- CCSPE feedback and guidance was noted as an area of need as evidenced by a continued decrease in Item #3.0 regarding the sufficiency of the present danger safety plan. This is an area of need to ensure that the CCSPE concept application and feedback provided is accurate to ensure safety plan sufficiency. This item has declined approximately 35% in the last four quarters to the lowest rating in the past eight quarters.
- The ongoing management of the safety plan (Item #3.1) was a noted decrease during this review.
- In cases where the safety plan was deemed insufficient, plans lacked specific details/actions to control the identified danger threat(s). In one case, the child was residing outside the home, but it was not clear in documentation as to why a less intrusive plan could not be implemented. In another case, the plan was identified as intrusive without a justifiable danger threat.

Information Collection (Items 5.1-5.6)



Data Summary

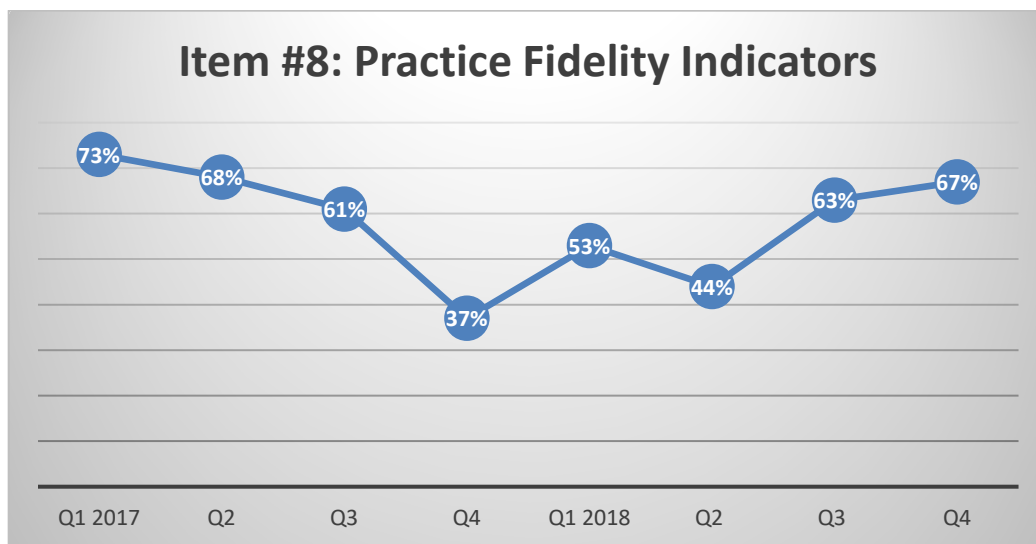
- Q4 Data supports that 83% of the cases reviewed, the CCSPE was accurate in their decision and guidance regarding the sufficiency of the information in the family functioning assessment domains. This represents an increase of 12%. Data is assessed for the CCSPE through review of all domains and accuracy by the CCSPE.
- Practice fidelity indicators were noted to increase since the last review, with four of the six domains increasing. The adult functioning domain decreased by 22% during this review.

Action 4 Child Protection

Areas for Consideration

- CCSPE agreement increased slightly during this quarter.
- Fidelity indicators increased for all the domains except adult functioning. During this quarter, adult functioning dropped to 41% fidelity.
- When reviewing cases, it was noted that the information frequently lacked exploration with outside sources of information to reconcile information obtained by the primary household members.
- In review of the total case record, the information contained in the case notes did not support information collection being sufficient to support safety decision making.
- Adult functioning, parenting, and discipline/behavior management are areas to focus on for improvement. Understanding these domains is critical in supporting safety determinations. These areas were found to lack specific descriptions of behaviors to support case determinations.

Safety Determination (Item 8)



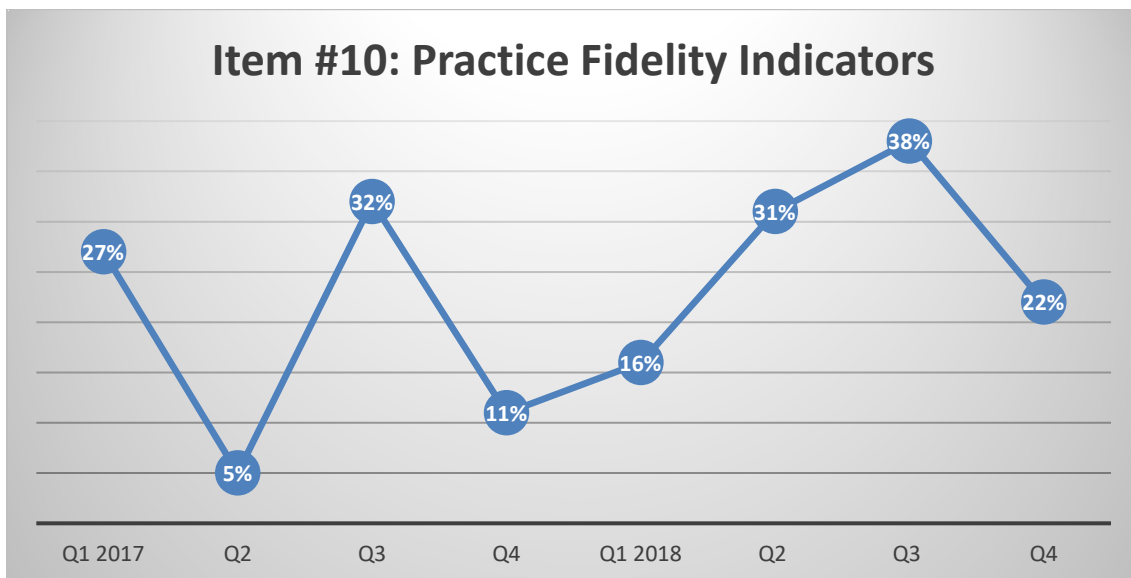
Data Summary

- Q4 Data supports that 89% of the cases reviewed, the CCSPE was accurate in their decision and guidance regarding the family functioning assessment supporting the safety determination. This has remained relatively the same since the last review.
- Practice fidelity indicators for Item #8 increased; 4%

Areas for Consideration

- The CCSPE is able to identify when information collection supports decision making and when there is a lack of sufficient information collection to support the caregiver protective capacities. The primary reason for the rating being selected as no by the CCSPE was correlated to the information collection domains and lack of information to support the decision making by the investigator.

Supervisor Case Consultation (Item 10)



Action 4 Child Protection

Data Summary

- Q4 Data supports that 89% of the cases reviewed, the CCSPE was accurate in their decision and guidance regarding the quality and frequency of supervisor case consultation.
- Practice fidelity indicators were noted to have decreased during this quarter; 16%.

Areas for Consideration

- During the review period there was decrease in the supervisor case consultations consistency and focus on decision making throughout the case and the majority of the cases were found to lack quality consultation. This item remains an area of need for the region for cases RSF cases and supervisors providing quality, timely consultation.
- Initial case consultations were noted in the majority of all cases reviewed and aligns with the fidelity review report conducted by ACP dated June 19, 2019. Initial case consultations are tracked through FSFN and compliance with the initial case consultations being completed was a noted area of strength for the majority of the regions. Recommended that the region explore tracking of ongoing case consultations to ensure timely consultation is occurring for RSF cases to ensure accurate decision making for this targeted population.

Action 4 Child Protection

Central Region: Data Report

Item 1 Comparison - CCSPE

#	Answer	%	Count
1	Yes	66.67%	12
2	No	33.33%	6
	Total	100%	18

Item 1 Comparison - ACP Reviewer

#	Answer	%	Count
1	Yes	61.11%	11
2	No	38.89%	7
	Total	100%	18

Was the CCSPE assessment accurate (Item 1)?

#	Answer	%	Count
1	Yes	94.44%	17
2	No	5.56%	1
	Total	100%	18

Item 2 Comparison - CCSPE

#	Answer	%	Count
1	Yes	77.78%	14
2	No	22.22%	4
	Total	100%	18

Item 2 Comparison - ACP Reviewer

#	Answer	%	Count
1	Yes	61.11%	11
2	No	38.89%	7
	Total	100%	18

Was the CCSPE assessment accurate (Item 2)?

#	Answer	%	Count
1	Yes	72.22%	13
2	No	27.78%	5
	Total	100%	18

Item 3 Comparison - CCSPE

#	Answer	%	Count
1	Yes	75.00%	9
2	No	25.00%	3
	Total	100%	18

Item 3 Comparison - ACP Reviewer

#	Answer	%	Count
1	Yes	9.09%	1
2	No	90.91%	10
	Total	100%	17

Was the CCSPE assessment accurate (Item 3)?

#	Answer	%	Count
1	Yes	58.82%	10
2	No	41.18%	7
	Total	100%	17

Item 3.1 Comparison - CCSPE

#	Answer	%	Count
1	Yes	50.00%	6
2	No	50.00%	6
	Total	100%	18

Item 3.1 Comparison - ACP Reviewer

#	Answer	%	Count
1	Yes	41.67%	5
2	No	58.33%	7
	Total	100%	18

Was the CCSPE assessment accurate (Item 3.1)?

#	Answer	%	Count
1	Yes	83.33%	15
2	No	16.67%	3
	Total	100%	18

Action 4 Child Protection

Item 5 Comparison The CPI collected sufficient information to inform the decision making process... - CCSPE

#	Question	Yes	No	Total		
1	5.1 Extent of the alleged maltreatment	83.33%	15	16.67%	3	18
2	5.2 Nature of maltreatment	50.00%	9	50.00%	9	18
3	5.3 Child Functioning	88.89%	16	11.11%	2	18
	5.4 Adult Functioning	44.44%	8	55.56%	10	18
	5.5 Parenting General	44.44%	8	55.56%	10	18
	5.6 Parenting discipline/behavior management	55.56%	10	44.44%	8	18

Item 5 Comparison The CPI collected sufficient information to inform the decision making process... - ACP Reviewer

#	Question	Yes	No	Total		
1	5.1 Extent of the alleged maltreatment	82.35%	14	17.65%	3	17
2	5.2 Nature of maltreatment	52.94%	9	47.06%	8	17
3	5.3 Child Functioning	87.50%	14	12.50%	2	16
	5.4 Adult Functioning	41.18%	7	58.82%	10	17
	5.5 Parenting General	50.00%	9	50.00%	9	18
	5.6 Parenting discipline/behavior management	55.56%	10	44.44%	8	18

Was the CCSPE assessment accurate (Item 5)?

#	Answer	%	Count
1	Yes	83.33%	15
2	No	16.67%	3
	Total	100%	18

Item 6 Comparison - CCSPE

#	Answer	%	Count
1	Yes	72.22%	13
2	No	27.78%	5
	Total	100%	18

Item 6 Comparison - ACP Reviewer

#	Answer	%	Count
1	Yes	72.22%	13
2	No	27.78%	5
	Total	100%	18

Was the CCSPE assessment accurate (Item 6)?

#	Answer	%	Count
1	Yes	82.35%	14
2	No	17.65%	3
	Total	100%	17

Item 7 Comparison - CCSPE

#	Answer	%	Count
1	Yes	61.11%	11
2	No	38.89%	7
	Total	100%	18

Item 7 Comparison - ACP Reviewer

#	Answer	%	Count
1	Yes	66.67%	12
2	No	33.33%	6
	Total	100%	18

Was the CCSPE assessment accurate (Item 7)?

#	Answer	%	Count
1	Yes	94.44%	17
2	No	5.56%	1
	Total	100%	18

Item 8 Comparison - CCSPE

#	Answer	%	Count
1	Yes	66.67%	12
2	No	33.33%	6
	Total	100%	18

Item 8 Comparison - ACP Reviewer

#	Answer	%	Count
1	Yes	66.67%	12
2	No	33.33%	6
	Total	100%	18

Was the CCSPE assessment accurate (Item 8)?

#	Answer	%	Count
1	Yes	88.89%	16
2	No	11.11%	2
	Total	100%	18

Item 9 Comparison - CCSPE

#	Question	Yes	No	Total
1	9.1 Does safety planning analysis and justification clearly support the type of safety plan developed?	75.00% 3	25.00% 1	18
2	9.2 Is the safety plan sufficient to control for the identified danger threat?	75.00% 3	25.00% 1	18
3	9.3 Is the safety plan effectively managed and monitored by the CPI?	100% 4	0.00% 0	18

Action 4 Child Protection

Item 9 Comparison - ACP Reviewer

#	Question	Yes	No	Total
1	9.1 Does safety planning analysis and justification clearly support the type of safety plan developed?	25.00%	75.00%	18
2	9.2 Is the safety plan sufficient to control for the identified danger threat?	0.00%	100%	18
3	9.3 Is the safety plan effectively managed and monitored by the CPI?	75.00%	25.00%	18

Was the CCSPE assessment accurate (Item 9)?

#	Answer	%	Count
1	Yes	83.33%	15
2	No	16.67%	3
	Total	100%	18

Item 10 Comparison - CCSPE

#	Answer	%	Count
1	Yes	33.33%	6
2	No	66.67%	12
	Total	100%	18

Item 10 Comparison - ACP Reviewer

#	Answer	%	Count
1	Yes	22.22%	4
2	No	77.78%	14
	Total	100%	18

Was the CCSPE assessment accurate (Item 10)?

#	Answer	%	Count
1	Yes	88.89%	16
2	No	11.11%	2
	Total	100%	18

Item 11 Comparison - CCSPE

#	Answer	%	Count
1	Yes	0.00%	0
2	No	0.00%	0
	Total	100%	18

Item 11 Comparison - ACP Reviewer

#	Answer	%	Count
1	Yes	0.00%	0
2	No	0.00%	0
	Total	100%	18

Was the CCSPE assessment accurate (Item 11)?

#	Answer	%	Count
1	Yes	100.00%	18
2	No	0.00%	0
	Total	100%	18



Suncoast Region Overview Report: CCSPE

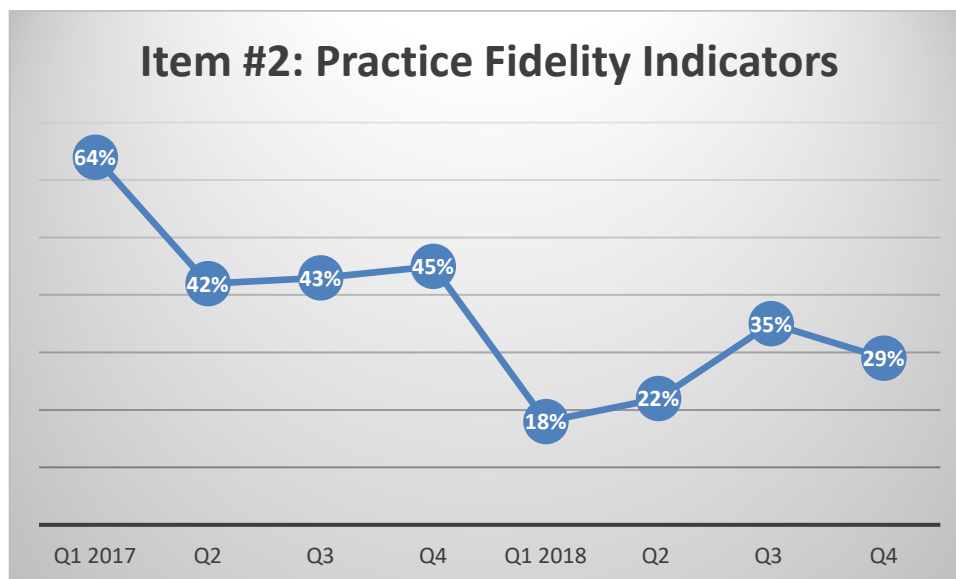
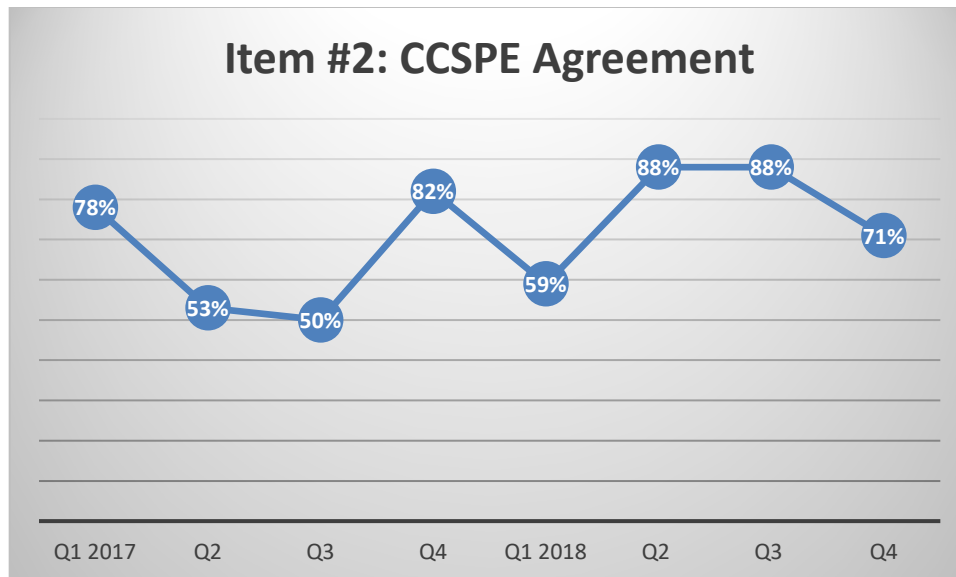
Overview and Method

Action for Child Protection, Inc. completed a case record review requested by the Florida Department of Children and Families to assess the implementation of the Florida Safety Methodology, in particular to explore the interrater reliability of the Critical Child Safety Practice Experts and decision making at case closure for cases identified as requiring Rapid Safety Feedback. Cases were randomly selected from the six regions in Florida and the sample was provided to Action for Child Protection. Cases were reviewed off-site by Action staff utilizing Qualtrics survey software and FSFN access provided by the Department. The ACP review team reviews the entire case record, including case notes. Review items are rated based upon the final documentation contained in the case record (present danger assessment, safety plan, family functioning assessment). It should be noted that the review team does review case notes for reconciliation of the information in the assessment documentation and to provide information to the agency to inform overall practice fidelity and outcomes. This report provides a summary of key findings for inter-rater reliability for the CCSPE regarding present danger, present danger planning, present danger management, information collection, safety determination, and supervisor case consultation.

Data represents FY 2017- Q4 2018-2019 for both CCSPE agreement and fidelity indicators. Fidelity indicator data represents the case outcomes at closure as evaluated by Action for Child Protection review team.

Sample Size: Q4 17

Present Danger Assessment (Item 2)



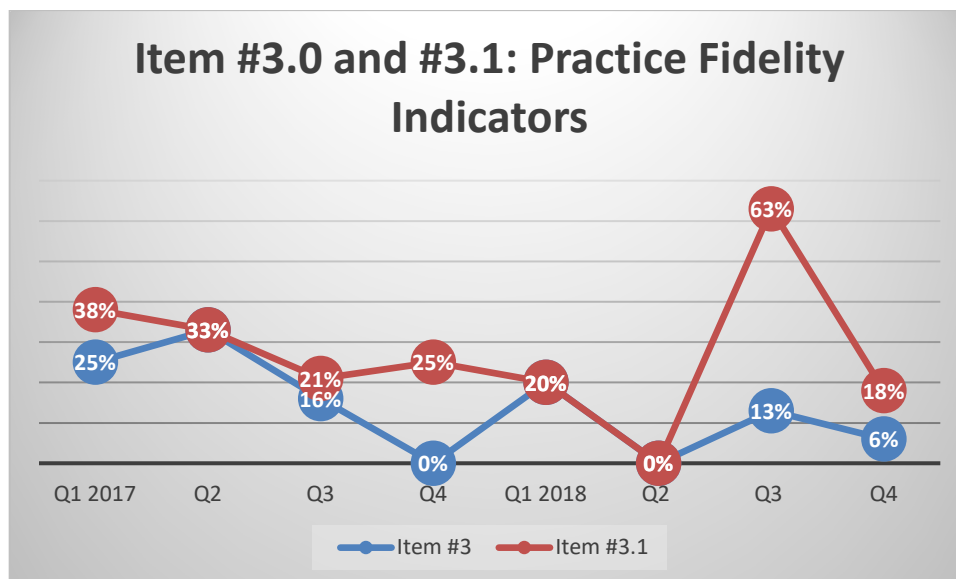
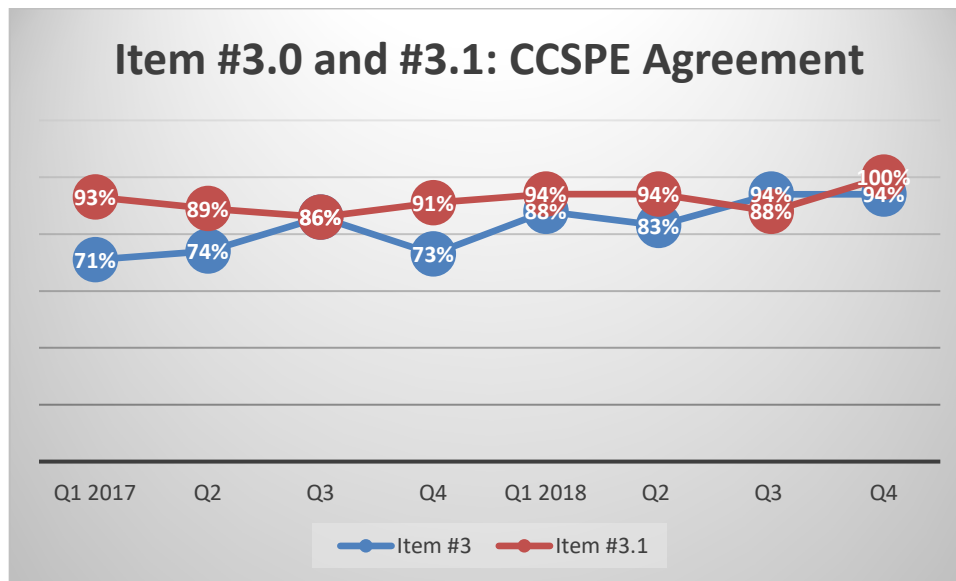
Data Summary

- Q4 Data supports that 71% of the cases reviewed, the CCSPE was accurate in their decision and guidance regarding the sufficiency of the present danger assessment. There was decrease of 17% for CCSPE accuracy.
- Practice fidelity indicators for Item #2 decreased by 6% during this quarter.

Areas for Consideration

- The CCSPE feedback provided was clear, concise and aligned with the needs identified in the case. When assessments were noted to be sufficient the CCSPE was able to support the decision making.
- During the last quarter, ACP identified that there were several cases where the present danger assessments were insufficient. During this quarter the majority of the cases remain insufficient. This remains an area of need for the region to continue with the progress during the next quarter.

Present Danger Safety Planning and Management (Items 3.0-3.1)



Action 4 Child Protection

Data Summary

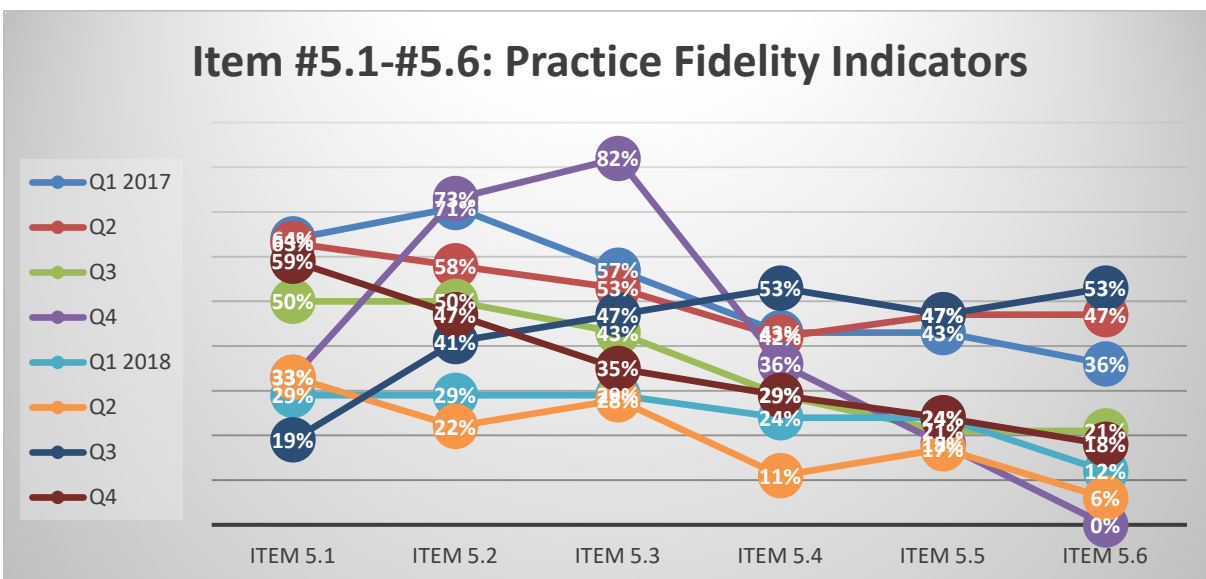
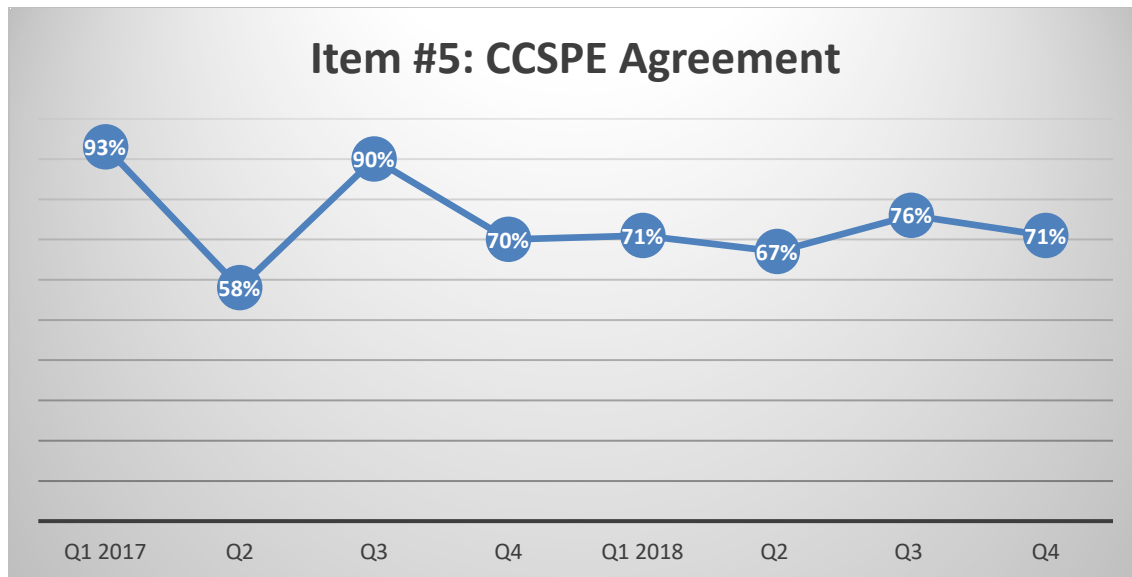
- Q4 Data supports that 94% of the cases reviewed, the CCSPE was accurate in their decision and guidance regarding the sufficiency of the present danger plan (Item #3).
- Q4 Data supports that 100% of the cases reviewed, the CCSPE was accurate in their decision and guidance regarding the management of the present danger safety plan (Item #3.1).
- Item #3.0 was noted to have remained stable since the last review. Item #3.1 increased by 12%.
- Practice fidelity indicators for Item #3.0 and Item #3.1 decreased for both items. Item #3.0 decreased by 7% and Item #3.1 by 45%.

Areas for Consideration

- CCSPE agreement remains relatively high for items 3.0 and 3.1 (94% and 100%).
- During the last review it was noted that the CCSPEs cited a lack of clearly defined actions to control for the danger and a lack of vetting of the safety manager as reasons for the no ratings; this remained a consistent theme during this review.
- During this review the case information in two of the three cases with present danger safety plans indicates that the family and safety providers were not seen or spoken to regularly to ensure the safety plan was active and effective.

Action 4 Child Protection

Information Collection (Items 5.1-5.6)



Data Summary

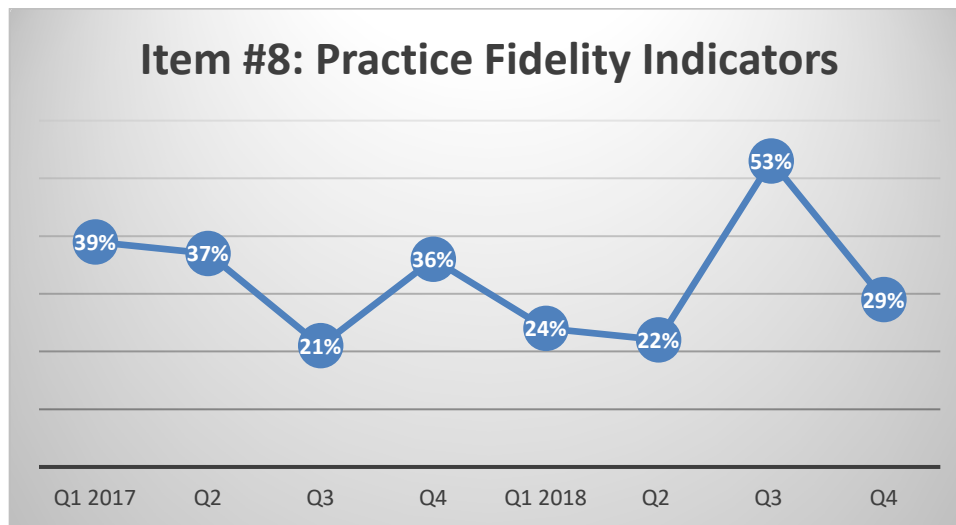
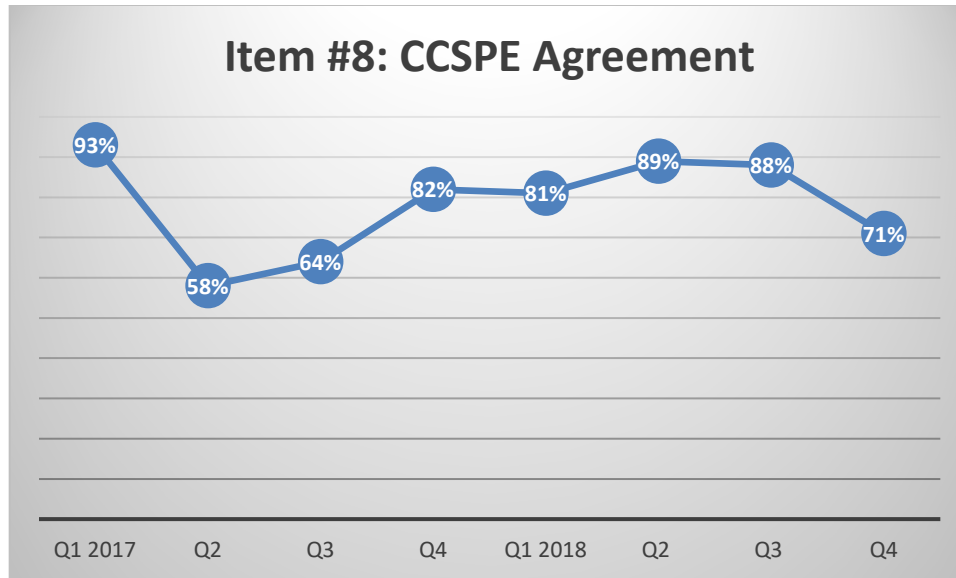
- Q4 Data supports that 71% of the cases reviewed, the CCSPE was accurate in their decision and guidance regarding the sufficiency of information collection. This represents a decrease since the last review.
- Practice fidelity indicators for Items #5.1-#5.6 four of the six domains were noted to have decreased significantly (range of 12%-35%) .

Action 4 Child Protection

Areas for Consideration

- While CCSPE agreement remained steady during the last three quarters, it remains below 80%.
- During this review, the practice fidelity indicators for the four functioning domains was noted to have declined.
- A continued area of need is for the CCSPE to ensure that they are documenting clearly their rationale and guidance to assist the field in completing information collection to support decision making. In one case, the CCSPE indicated that information collection was still pending; however, case consultation notes indicate information collection was complete and the safety decision was made at the time of the review. All items should have been reviewed and feedback given to ensure sufficiency of information.
- During this review it was noted that in cases where feedback was provided and was clear, the majority of the cases at closure remained insufficient. This indicates that feedback is not being adequately addressed prior to case closure.

Safety Determination (Item 8)



Data Summary

- Q4 Data supports that 71% of the cases reviewed, the CCSPE was accurate in their decision and guidance regarding the family functioning assessment informing the safety determination.
- Practice fidelity indicators for Item #8 decreased significantly during this review; 24%.

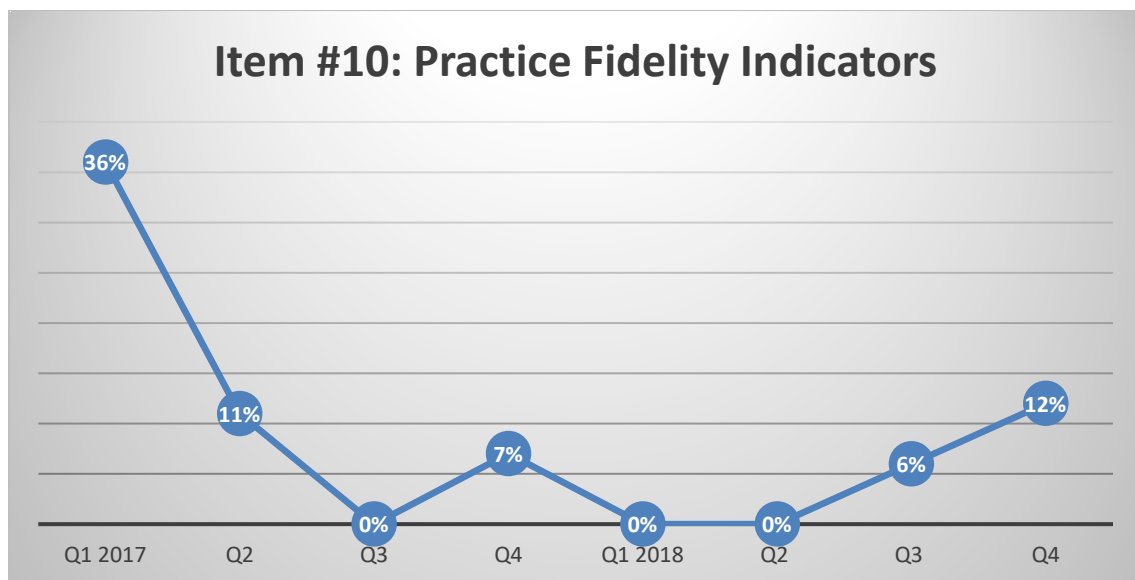
Areas for Consideration

- Practice fidelity during this review is declined significantly during this review period.
- CCSPE accuracy also showed a noted decline during this quarter, dropping by 17%.

Action 4 Child Protection

- The fidelity practice indicator has remained low for most of the last two fiscal years. Attention should be paid to activities/efforts that impacted the noted improvement during Q3 and special attention to those positive efforts should be renewed.
- The information collection sufficiency decrease is directly related to the decreased fidelity of the safety decision being accurate.
- In cases where the CCSPEs and ACP Staff identified the lack of sufficient information collection to support the caregiver protective capacities and the impending danger threats as the primary reason for this question being marked as no. Of particular note was that the case notes when reviewed in addition to the FFA documentation, also did not support the decision making in the majority of the cases.

Supervisor Case Consultation (Item 10)



Data Summary

- Q4 Data supports that 82% of the cases reviewed, the CCSPE was accurate.
- Practice fidelity indicators for Item #10 show consistently low fidelity; seven quarters below 20%.

Areas for Consideration

- The lack of supervisor consultation is an area of significant concern. The CCSPE accuracy for this item is noted to be an area of strength; with only a slight decrease in agreement during the last

Action 4 Child Protection

quarter. The guidance and feedback provided regarding supervisor consultation has had little to no impact on CPIS actions in the case post the consultation.

- *Exploration of supervisor consultation oversight for RSF cases is needed based upon the current and past review findings.* The correlation to the lack of sound safety decision making for RSF cases and lack of supervisor case consultation is an area of focus for the region to address child safety decision making.

Action 4 Child Protection

Suncoast Region: Data Report

Item 1 Comparison - CCSPE

#	Answer	%	Count
1	Yes	29.41%	5
2	No	70.59%	12
	Total	100%	17

Item 1 Comparison - ACP Reviewer

#	Answer	%	Count
1	Yes	35.29%	6
2	No	64.71%	11
	Total	100%	17

Was the CCSPE assessment accurate (Item 1)?

#	Answer	%	Count
1	Yes	100.00%	17
2	No	0.00%	0
	Total	100%	17

Item 2 Comparison – CCSPE

#	Answer	%	Count
1	Yes	47.06%	8
2	No	52.94%	9
	Total	100%	17

Item 2 Comparison - ACP Reviewer

#	Answer	%	Count
1	Yes	29.41%	5
2	No	70.59%	12
	Total	100%	17

Was the CCSPE assessment accurate (Item 2)?

#	Answer	%	Count
1	Yes	70.59%	12
2	No	29.41%	5
	Total	100%	17

Item 3 Comparison - CCSPE

#	Answer	%	Count
1	Yes	20.00%	1
2	No	80.00%	4
	Total	100%	17

Item 3 Comparison - ACP Reviewer

#	Answer	%	Count
1	Yes	20.00%	1
2	No	80.00%	4
	Total	100%	17

Was the CCSPE assessment accurate (Item 3)?

#	Answer	%	Count
1	Yes	94.12%	16
2	No	5.88%	1
	Total	100%	17

Item 3.1 Comparison - CCSPE

#	Answer	%	Count
1	Yes	60.00%	3
2	No	40.00%	2
	Total	100%	17

Item 3.1 Comparison - ACP Reviewer

#	Answer	%	Count
1	Yes	60.00%	3
2	No	40.00%	2
	Total	100%	17

Was the CCSPE assessment accurate (Item 3.1)?

#	Answer	%	Count
1	Yes	100.00%	17
2	No	0.00%	0
	Total	100%	17

Action 4 Child Protection

Item 5 Comparison The CPI collected sufficient information to inform the decision making process... - CCSPE

#	Question	Yes		No		Total
1	5.1 Extent of the alleged maltreatment	64.71%	11	35.29%	6	17
2	5.2 Nature of maltreatment	52.94%	9	47.06%	8	17
3	5.3 Child Functioning	46.15%	6	53.85%	7	14
	5.4 Adult Functioning	61.54%	8	38.46%	5	14
	5.5 Parenting General	46.15%	6	53.85%	7	14
	5.6 Parenting discipline/behavior management	30.77%	4	69.23%	9	14

Item 5 Comparison The CPI collected sufficient information to inform the decision making process... - ACP Reviewer

#	Question	Yes		No		Total
1	5.1 Extent of the alleged maltreatment	58.82%	10	41.18%	7	17
2	5.2 Nature of maltreatment	47.06%	8	52.94%	9	17
3	5.3 Child Functioning	35.29%	6	64.71%	11	17
	5.4 Adult Functioning	29.41%	5	70.59%	12	17
	5.5 Parenting General	23.53%	4	76.47%	13	17
	5.6 Parenting discipline/behavior management	17.65%	3	82.35%	14	17

Was the CCSPE assessment accurate (Item 5)?

#	Answer	%	Count
1	Yes	70.59%	12
2	No	29.41%	5
	Total	100%	17

Item 6 Comparison - CCSPE

#	Answer	%	Count
1	Yes	54.55%	6
2	No	45.45%	5
	Total	100%	17

Item 6 Comparison - ACP Reviewer

#	Answer	%	Count
1	Yes	29.41%	5
2	No	70.59%	12
	Total	100%	17

Was the CCSPE assessment accurate (Item 6)?

#	Answer	%	Count
1	Yes	76.47%	13
2	No	23.53%	4
	Total	100%	17

Item 7 Comparison - CCSPE

#	Answer	%	Count
1	Yes	53.85%	7
2	No	46.15%	6
	Total	100%	17

Item 7 Comparison - ACP Reviewer

#	Answer	%	Count
1	Yes	23.53%	4
2	No	76.47%	13
	Total	100%	17

Was the CCSPE assessment accurate (Item 7)?

#	Answer	%	Count
1	Yes	76.47%	13
2	No	23.53%	4
	Total	100%	17

Item 8 Comparison - CCSPE

#	Answer	%	Count
1	Yes	53.85%	7
2	No	46.15%	6
	Total	100%	17

Item 8 Comparison - ACP Reviewer

#	Answer	%	Count
1	Yes	29.41%	5
2	No	70.59%	12
	Total	100%	17

Was the CCSPE assessment accurate (Item 8)?

#	Answer	%	Count
1	Yes	70.59%	12
2	No	29.41%	5
	Total	100%	17

Action 4 Child Protection

Item 9 Comparison - CCSPE

#	Question	Yes		No	Total	
1	9.1 Does safety planning analysis and justification clearly support the type of safety plan developed?	100%	3	0.00%	0	17
2	9.2 Is the safety plan sufficient to control for the identified danger threat?	66.67%	2	33.33%	1	17
3	9.3 Is the safety plan effectively managed and monitored by the CPI?	33.33%	1	66.67%	2	17

Item 9 Comparison - ACP Reviewer

#	Question	Yes		No	Total	
1	9.1 Does safety planning analysis and justification clearly support the type of safety plan developed?	60.00%	3	40.00%	2	17
2	9.2 Is the safety plan sufficient to control for the identified danger threat?	0.00%	0	100%	5	17
3	9.3 Is the safety plan effectively managed and monitored by the CPI?	40.00%	2	60.00%	3	17

Was the CCSPE assessment accurate (Item 9)?

#	Answer	%	Count
1	Yes	82.35%	14
2	No	17.65%	3
	Total	100%	17

Item 10 Comparison - CCSPE

#	Answer	%	Count
1	Yes	29.41%	5
2	No	70.59%	12
	Total	100%	17

Item 10 Comparison - ACP Reviewer

#	Answer	%	Count
1	Yes	11.76%	2
2	No	88.24%	15
	Total	100%	17

Was the CCSPE assessment accurate (Item 10)?

#	Answer	%	Count
1	Yes	82.35%	14
2	No	17.65%	3
	Total	100%	17

Item 11 Comparison - CCSPE

#	Answer	%	Count
1	Yes	23.53%	4
2	No	0.00%	0
3	NA	76.47%	13
	Total	100%	17

Item 11 Comparison - ACP Reviewer

#	Answer	%	Count
1	Yes	25.00%	1
2	No	75.00%	3
	Total	100%	17

Action 4 Child Protection

Was the CCSPE assessment accurate (Item 11)?

#	Answer	%	Count
1	Yes	94.12%	16
2	No	5.88%	1
	Total	100%	17

Action 4 Child Protection

Southeast Region Overview Report: CCSPE

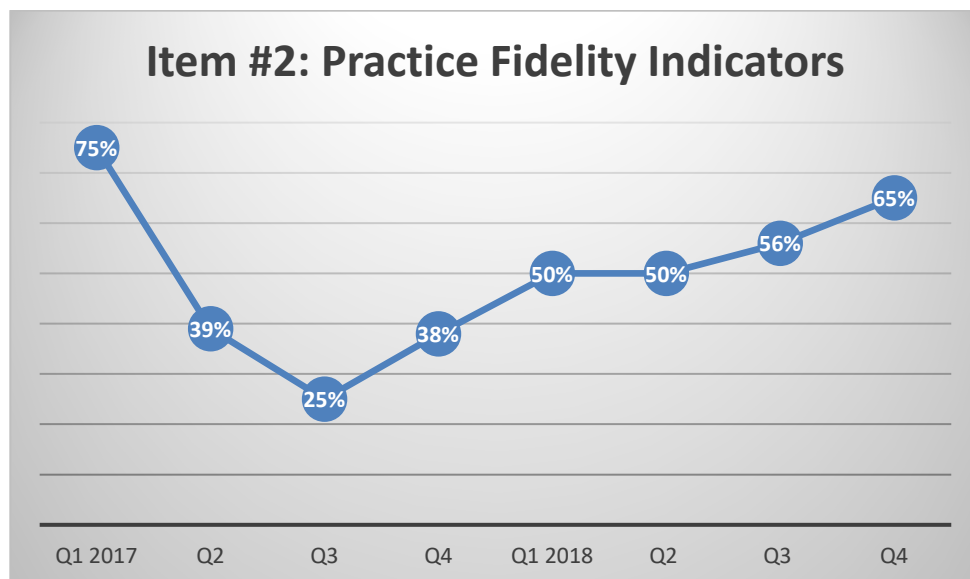
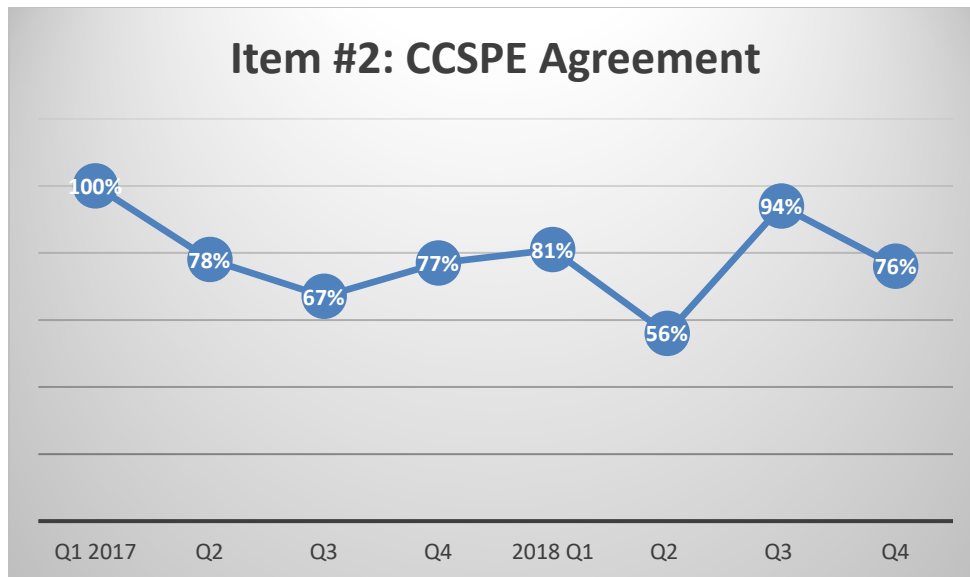
Overview and Method

Action for Child Protection, Inc. completed a case record review requested by the Florida Department of Children and Families to assess the implementation of the Florida Safety Methodology, in particular to explore the interrater reliability of the Critical Child Safety Practice Experts and decision making at case closure for cases identified as requiring Rapid Safety Feedback. Cases were randomly selected from the six regions in Florida and the sample was provided to Action for Child Protection. Cases were reviewed off-site by Action staff utilizing Qualtrics survey software and FSFN access provided by the Department. The ACP review team reviews the entire case record, including case notes. Review items are rated based upon the final documentation contained in the case record (present danger assessment, safety plan, family functioning assessment). It should be noted that the review team does review case notes for reconciliation of the information in the assessment documentation and to provide information to the agency to inform overall practice fidelity and outcomes. This report provides a summary of key findings for inter-rater reliability for the CCSPE regarding present danger, present danger planning, present danger management, information collection, safety determination, and supervisor case consultation.

Data represents FY 2017- Q4 2018-2019 for both CCSPE agreement and fidelity indicators. Fidelity indicator data represents the case outcomes at closure as evaluated by Action for Child Protection review team.

Sample Size: Q4 17

Present Danger Assessment (Item 2)



Data Summary

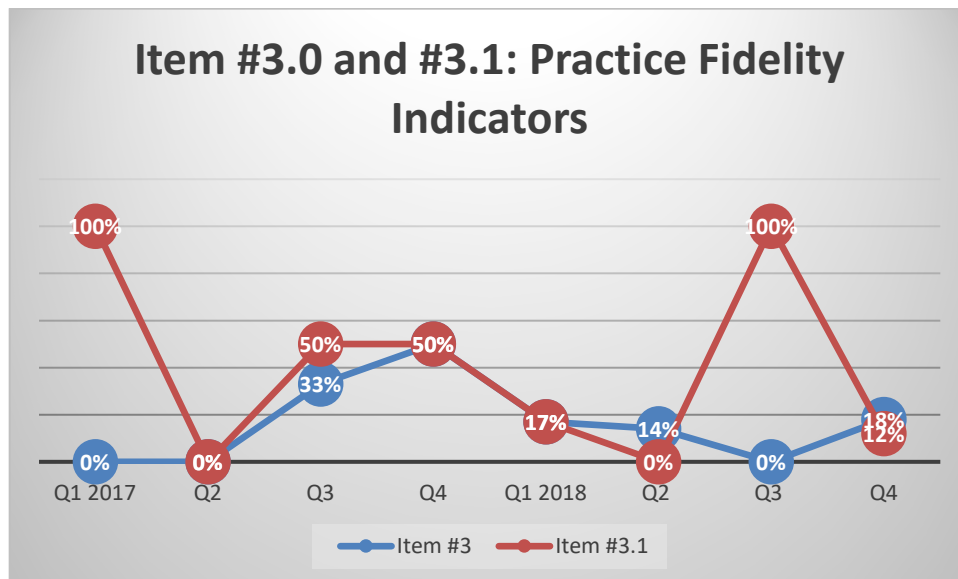
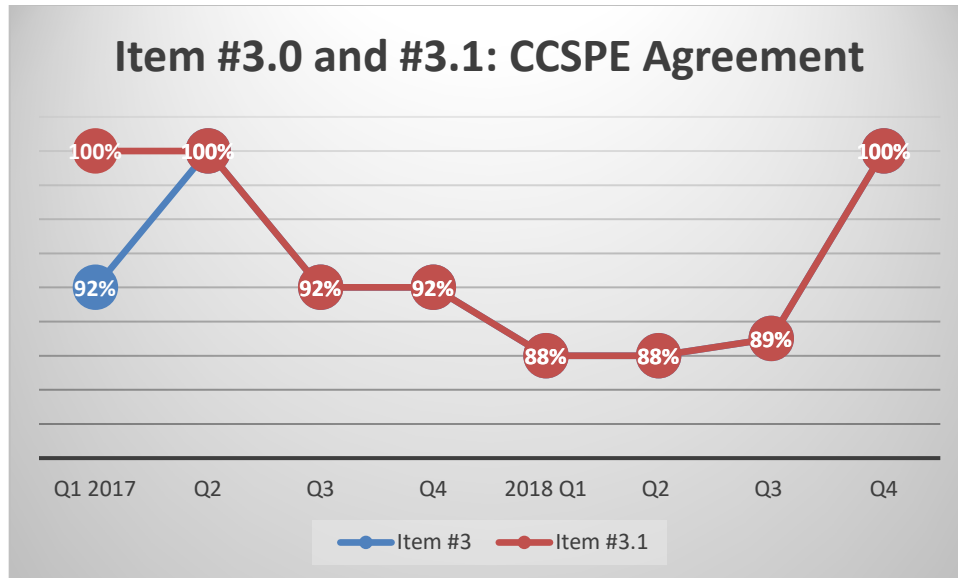
- Q4 Data supports that 76% of the cases reviewed, the CCSPE was accurate in their decision and guidance regarding the sufficiency of the present danger assessment.
- Practice fidelity indicators for Item #2 increased 9% since Q3 and 15% overall since Q1 2018-2019.

Areas for Consideration

- CCPSE accuracy over the last five quarters had fluctuated with an average of 78% across five quarters. The current quarter the accuracy for the CCSPE dropped below 80%.
- Practice fidelity indicators noted a slight increase during this review, however remains relatively low. In review of the case information and RSF instruments, the lack of focus on the overall family conditions remains an area of need. One case in particular misidentified the present danger threat by not focusing in on the mother's behavior in order to understand the family condition occurring in the home.

Action 4 Child Protection

Present Danger Safety Planning and Management (Items 3.0-3.1)



Data Summary

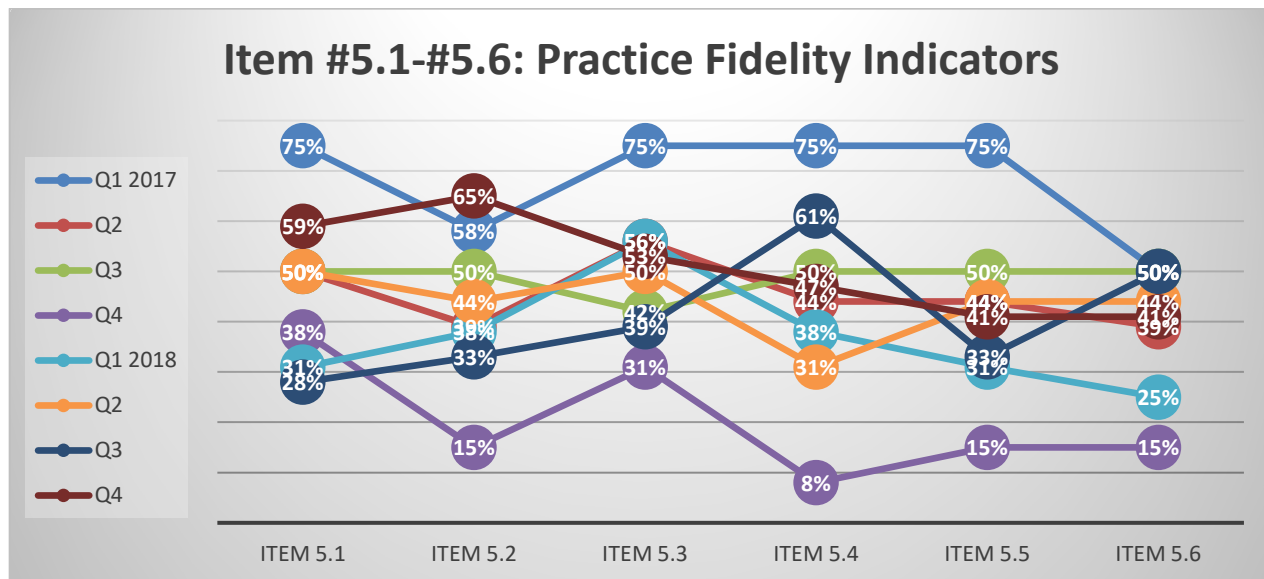
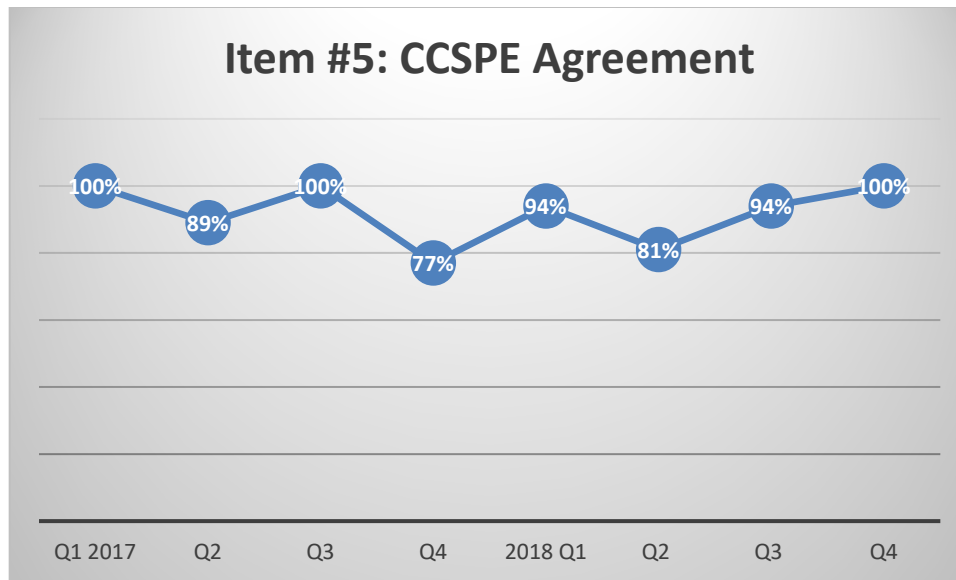
- Q4 Data supports that 100% of the cases reviewed for Items #3 and #3.1, the CCSPE was accurate in their decision and guidance regarding the sufficiency of the present danger plan and management of present danger safety plan.
- Practice fidelity indicators for Item #3.0 increased 18% since the last review. Practice fidelity indicators for Item #3.1 have declined significantly since the last review; 88%.

Action 4 Child Protection

Areas for Consideration

- Item #3.0 CCSPEs cited a lack of clearly defined actions to control for the danger as reasoning for the no ratings. ACP concurred with the review of the cases where present danger was identified and plans were developed with the CCSPE rationale for no ratings.
- Item #3.1 showed gaps or missing oversight of present danger safety plans. Case note documentation did not reflect adequate contact with the families and safety providers to ensure the plans were active and effective.

Information Collection (Items 5.1-5.6)



Data Summary

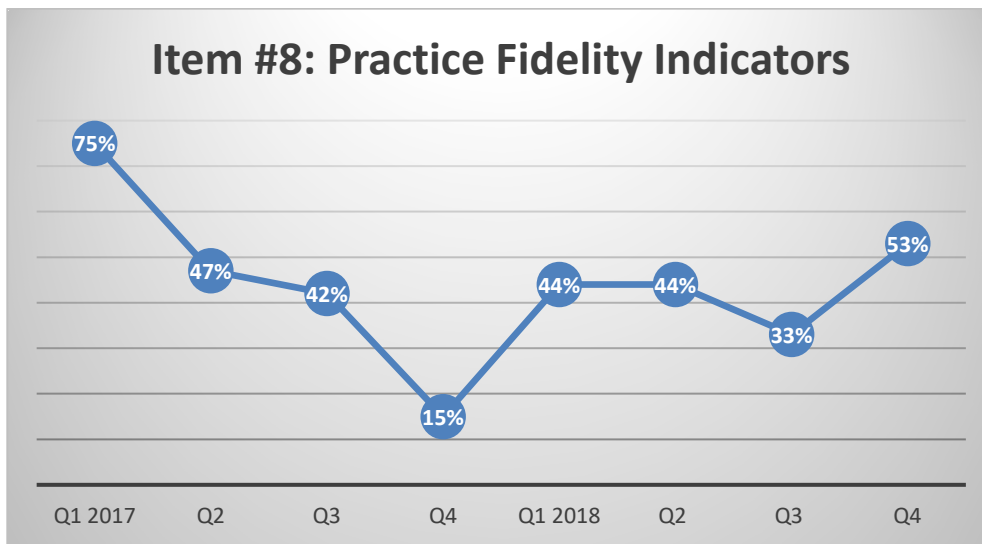
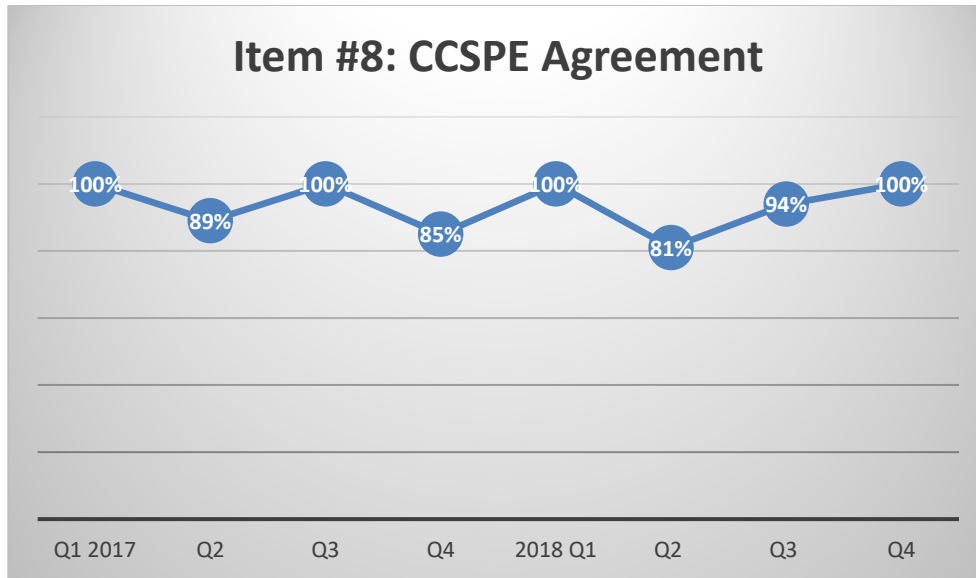
- Q4 Data supports that 100% of the cases reviewed, the CCSPE was accurate in their decision and guidance regarding the sufficiency of information collection. Data for accuracy is determined based upon the review of all six domains and the ratings by the CCSPE for each domain.
- Practice fidelity indicators for Items #5.1-#5.6 reflected that four of the six domains increased in sufficiency during the current review.

Action 4 Child Protection

Areas for Consideration

- Q4 saw an increase (6%) in CCSPE accuracy, while practice fidelity also noted an increase in fidelity with all six domains being scored above 40%.
- Child Functioning increased overall by 14% since the last review.
- A continuing theme from previous reviews is the quality feedback provided by the CCSPE regarding the information collection not being addressed prior to case closure.
- Upon review of case notes, ACP was not able to support that the case notes provided additional or sufficient information to support the safety determinations by the investigator.

Safety Determination (Item 8)



Data Summary

- Q4 Data supports that 100% of the cases reviewed, the CCSPE was accurate in their decision and guidance regarding the family functioning assessment supporting the safety determination.
- Practice fidelity indicators for Item #8 increased 20% since the last review.

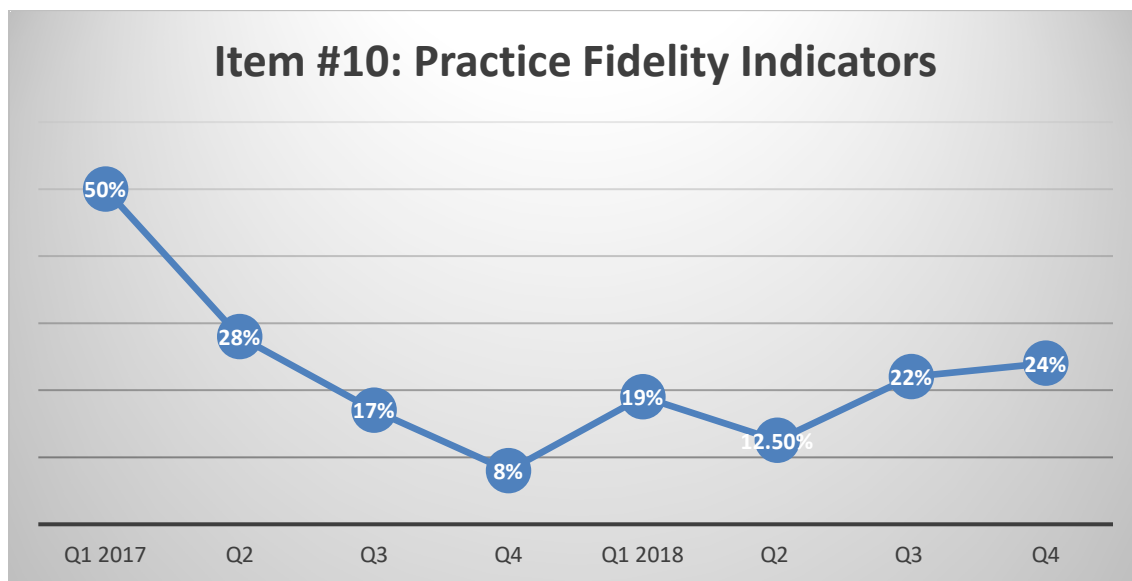
Areas for Consideration

- The increase in practice fidelity indicators is associated to the increase in the overall sufficiency of information collection as noted in Item #5.

Action 4 Child Protection

- Guidance provided by the CCSPE was noted to have improved since the last review; with the detail and rationale provided by the CCSPE being accurate 100% of the time.
- A continuing area of need is in regards to the case closure and guidance/feedback being addressed by the CPIS and CPI. Frequently the case record remained insufficient to support the decision making.

Supervisor Case Consultation (Item 10)



Action 4 Child Protection

Data Summary

- Q4 Data supports that 94% of the cases reviewed, the CCSPE was accurate in their decision and guidance regarding the quality and frequency of supervisor case consultation.
- Practice fidelity indicators for Item #10 remain low; 24%.

Areas for Consideration

- Case consultation notes indicated that cases were not reviewed timely by the CPIS and when reviewed frequently were not addressing practice components and exploration of case dynamics to support quality decision making.
- Supervisor consultations were missing or lacked information in critical areas such as sufficient guidance around the FFA and safety decision, and safety plan monitoring.
- The time between supervisor consults was also noted as a concern.
- Practice fidelity indicators for supervisor consultation surrounding initial case consultations was noted to be high as reported in the ACP Fidelity review dated June 19, 2019. The initial case consultation is tracked through FSFN and utilized through daily management reports. The region should explore a process to ensure consistent consultation for the RSF targeted population to ensure accurate safety decision making.

Action 4 Child Protection

Southeast Region: Data Report

Item 1 Comparison - CCSPE

#	Answer	%	Count
1	Yes	17.65%	3
2	No	82.35%	14
	Total	100%	17

Item 1 Comparison - ACP Reviewer

#	Answer	%	Count
1	Yes	23.53%	4
2	No	76.47%	13
	Total	100%	17

Was the CCSPE assessment accurate (Item 1)?

#	Answer	%	Count
1	Yes	94.12%	16
2	No	5.88%	1
	Total	100%	17

Item 2 Comparison - CCSPE

#	Answer	%	Count
1	Yes	52.94%	9
2	No	47.06%	8
	Total	100%	17

Item 2 Comparison - ACP Reviewer

#	Answer	%	Count
1	Yes	64.71%	11
2	No	35.29%	6
	Total	100%	17

Was the CCSPE assessment accurate (Item 2)?

#	Answer	%	Count
1	Yes	76.47%	13
2	No	23.53%	4
	Total	100%	17

Item 3 Comparison - CCSPE

#	Answer	%	Count
1	Yes	37.50%	3
2	No	62.50%	5
	Total	100%	17

Item 3 Comparison - ACP Reviewer

#	Answer	%	Count
1	Yes	37.50%	3
2	No	62.50%	5
	Total	100%	17

Was the CCSPE assessment accurate (Item 3)?

#	Answer	%	Count
1	Yes	100.00%	17
2	No	0.00%	0
	Total	100%	17

Item 3.1 Comparison - CCSPE

#	Answer	%	Count
1	Yes	12.50%	1
2	No	87.50%	7
	Total	100%	17

Item 3.1 Comparison - ACP Reviewer

#	Answer	%	Count
1	Yes	25.00%	2
2	No	75.00%	6
	Total	100%	17

Was the CCSPE assessment accurate (Item 3.1)?

#	Answer	%	Count
1	Yes	100.00%	17
2	No	0.00%	0
	Total	100%	17

Action 4 Child Protection

Item 5 Comparison The CPI collected sufficient information to inform the decision making process... - CCSPE

#	Question	Yes		No		Total
1	5.1 Extent of the alleged maltreatment	11.76%	2	88.24%	15	17
2	5.2 Nature of maltreatment	23.53%	4	76.47%	13	17
3	5.3 Child Functioning	18.75%	3	81.25%	13	17
	5.4 Adult Functioning	18.75%	3	81.25%	13	17
	5.5 Parenting General	18.75%	3	81.25%	13	17
	5.6 Parenting discipline/behavior management	25.00%	4	75.00%	12	17

Item 5 Comparison The CPI collected sufficient information to inform the decision making process... - ACP Reviewer

#	Question	Yes		No		Total
1	5.1 Extent of the alleged maltreatment	58.82%	10	41.18%	7	17
2	5.2 Nature of maltreatment	64.71%	11	35.29%	6	17
3	5.3 Child Functioning	52.94%	9	47.06%	8	17
	5.4 Adult Functioning	47.06%	8	52.94%	9	17
	5.5 Parenting General	41.18%	7	58.82%	10	17
	5.6 Parenting discipline/behavior management	41.18%	7	58.82%	10	17

Was the CCSPE assessment accurate (Item 5)?

#	Answer	%	Count
1	Yes	100.00%	17
2	No	0.00%	0
	Total	100%	17

Item 6 Comparison - CCSP

#	Answer	%	Count
1	Yes	31.25%	5
2	No	68.75%	11
	Total	100%	17

Item 6 Comparison - ACP Reviewer

#	Answer	%	Count
1	Yes	52.94%	9
2	No	47.06%	8
	Total	100%	17

Was the CCSPE assessment accurate (Item 6)?

#	Answer	%	Count
1	Yes	100.00%	17
2	No	0.00%	0
	Total	100%	17

Item 7 Comparison - CCSPE

#	Answer	%	Count
1	Yes	12.50%	2
2	No	87.50%	14
	Total	100%	17

Item 7 Comparison - ACP Reviewer

#	Answer	%	Count
1	Yes	41.18%	7
2	No	58.82%	10
	Total	100%	17

Was the CCSPE assessment accurate (Item 7)?

#	Answer	%	Count
1	Yes	100.00%	17
2	No	0.00%	0
	Total	100%	17

Item 8 Comparison - CCSPE

#	Answer	%	Count
1	Yes	37.50%	6
2	No	62.50%	10
	Total	100%	17

Item 8 Comparison - ACP Reviewer

#	Answer	%	Count
1	Yes	52.94%	9
2	No	47.06%	8
	Total	100%	17

Was the CCSPE assessment accurate (Item 8)?

#	Answer	%	Count
1	Yes	100.00%	17
2	No	0.00%	0
	Total	100%	17

Action 4 Child Protection

Item 9 Comparison - CCSPE

#	Question	Yes		No	Total
1	9.1 Does safety planning analysis and justification clearly support the type of safety plan developed?	33.33%	1	66.67%	2
2	9.2 Is the safety plan sufficient to control for the identified danger threat?	0.00%	0	100%	3
3	9.3 Is the safety plan effectively managed and monitored by the CPI?	0.00%	0	100%	3

Item 9 Comparison - ACP Reviewer

#	Question	Yes		No	Total
1	9.1 Does safety planning analysis and justification clearly support the type of safety plan developed?	57.14%	4	42.86%	3
2	9.2 Is the safety plan sufficient to control for the identified danger threat?	42.86%	3	57.14%	4
3	9.3 Is the safety plan effectively managed and monitored by the CPI?	28.57%	2	71.43%	5

Was the CCSPE assessment accurate (Item 9)?

#	Answer	%	Count
1	Yes	94.12%	16
2	No	5.88%	1
	Total	100%	17

Item 10 Comparison - CCSPE

#	Answer	%	Count
1	Yes	11.76%	2
2	No	88.24%	15
	Total	100%	17

Item 10 Comparison - ACP Reviewer

#	Answer	%	Count
1	Yes	23.53%	4
2	No	76.47%	13
	Total	100%	17

Was the CCSPE assessment accurate (Item 10)?

#	Answer	%	Count
1	Yes	94.12%	16
2	No	5.88%	1
	Total	100%	17

Item 11 Comparison - CCSPE

#	Answer	%	Count
1	Yes	0.00%	0
2	No	100%	1
	Total	100%	17

Item 11 Comparison - ACP Reviewer

#	Answer	%	Count
1	Yes	0.00%	0
2	No	100%	1
	Total	100%	17

Action 4 Child Protection

Was the CCSPE assessment accurate (Item 11)?

#	Answer	%	Count
1	Yes	100.00%	17
2	No	0.00%	0
	Total	100%	17

Action 4 Child Protection

Southern Region Overview Report: CCSPE

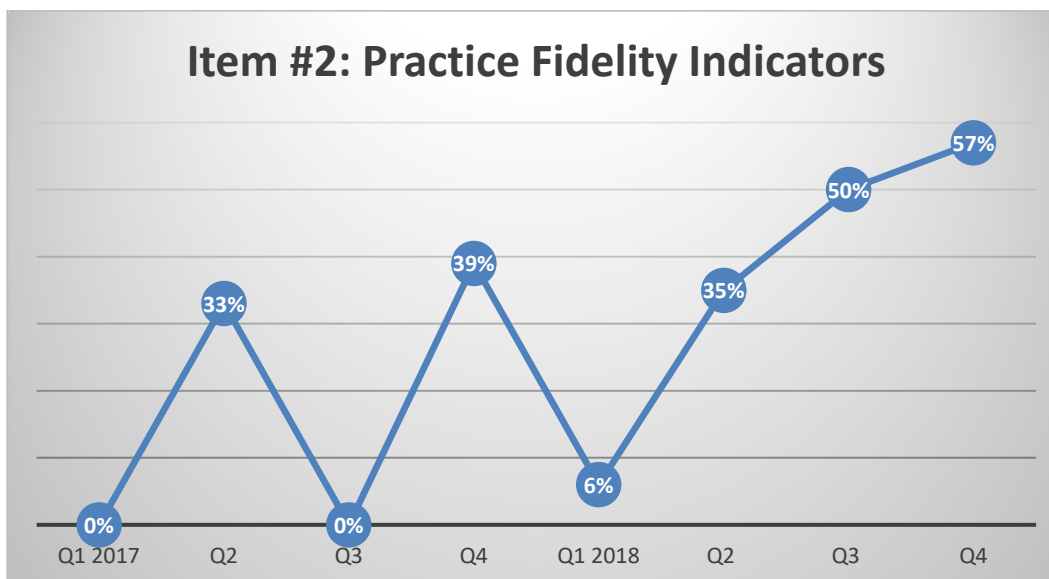
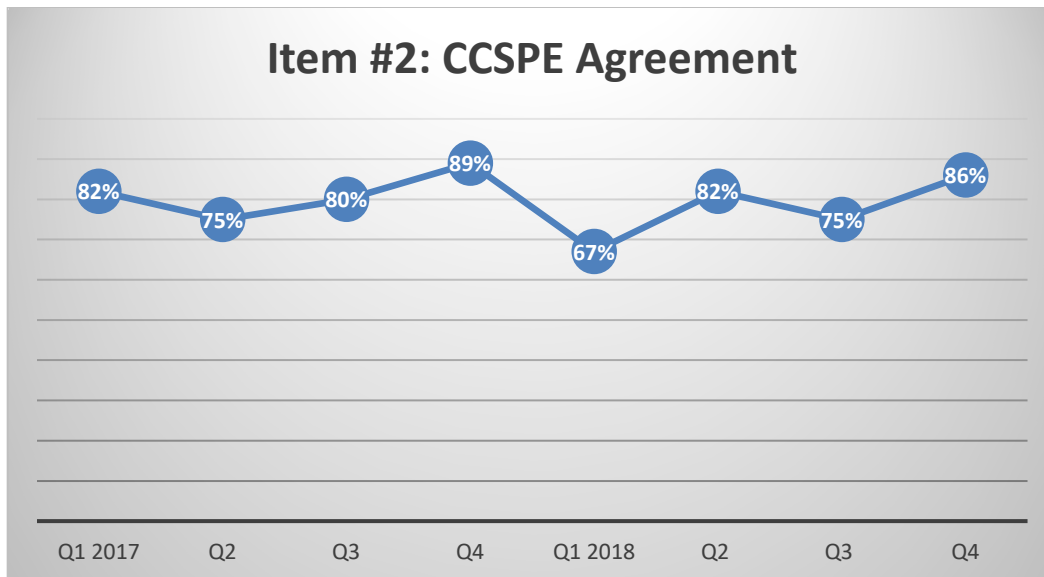
Overview and Method

Action for Child Protection, Inc. completed a case record review requested by the Florida Department of Children and Families to assess the implementation of the Florida Safety Methodology, in particular to explore the interrater reliability of the Critical Child Safety Practice Experts and decision making at case closure for cases identified as requiring Rapid Safety Feedback. Cases were randomly selected from the six regions in Florida and the sample was provided to Action for Child Protection. Cases were reviewed off-site by Action staff utilizing Qualtrics survey software and FSFN access provided by the Department. The ACP review team reviews the entire case record, including case notes. Review items are rated based upon the final documentation contained in the case record (present danger assessment, safety plan, family functioning assessment). It should be noted that the review team does review case notes for reconciliation of the information in the assessment documentation and to provide information to the agency to inform overall practice fidelity and outcomes. This report provides a summary of key findings for inter-rater reliability for the CCSPE regarding present danger, present danger planning, present danger management, information collection, safety determination, and supervisor case consultation.

Data represents FY 2017- Q4 2018-2019 for both CCSPE agreement and fidelity indicators. Fidelity indicator data represents the case outcomes at closure as evaluated by Action for Child Protection review team.

Sample Size: Q4 14

Present Danger Assessment (Item 2)



Data Summary

- Q4 Data supports that 86% of the cases reviewed, the CCSPE was accurate in their decision and guidance regarding the sufficiency of the present danger assessment. This represents a 10% increase between Q3 and Q4.
- Practice fidelity indicators for Item #2 fluctuated significantly; ranging from 0% to 39% during the last year, however have had the second quarter of positive growth. The current quarter the fidelity indicator was noted at 57%.

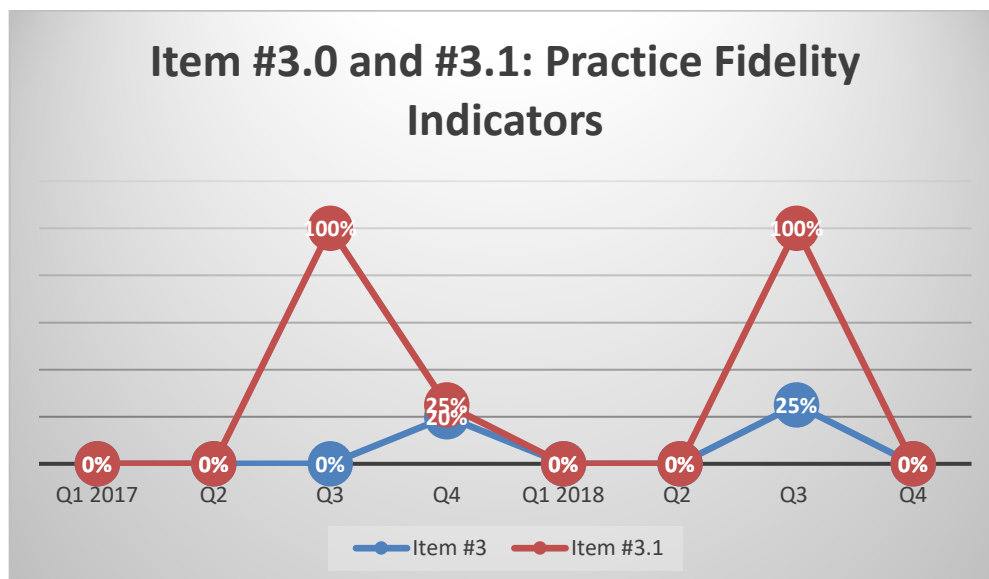
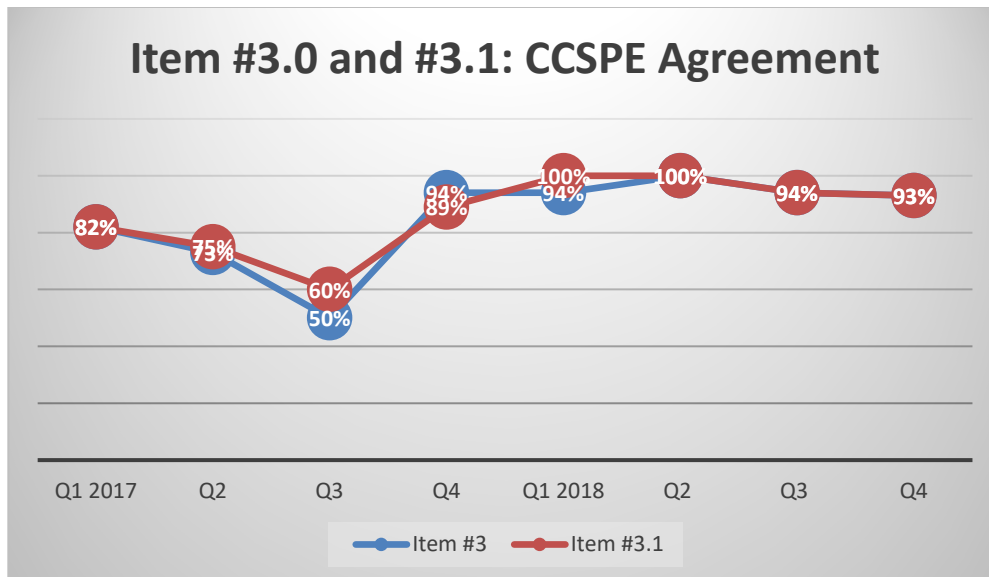
Action 4 Child Protection

Areas for Consideration

- Practice fidelity indicators increased notably; 7%.
- Feedback provided by the CCSPE was noted to have occurred during the upfront consultations to ensure that the present danger assessments were accurate. During this review, the feedback provided to the CPIS and CPI were incorporated into the case record when the investigation was closed, which is a noted improvement.
- Present danger assessments upon review were noted to focus on one caregiver's perspective without interviewing all necessary participants.

Action 4 Child Protection

Present Danger Safety Planning and Management (Items 3.0-3.1)



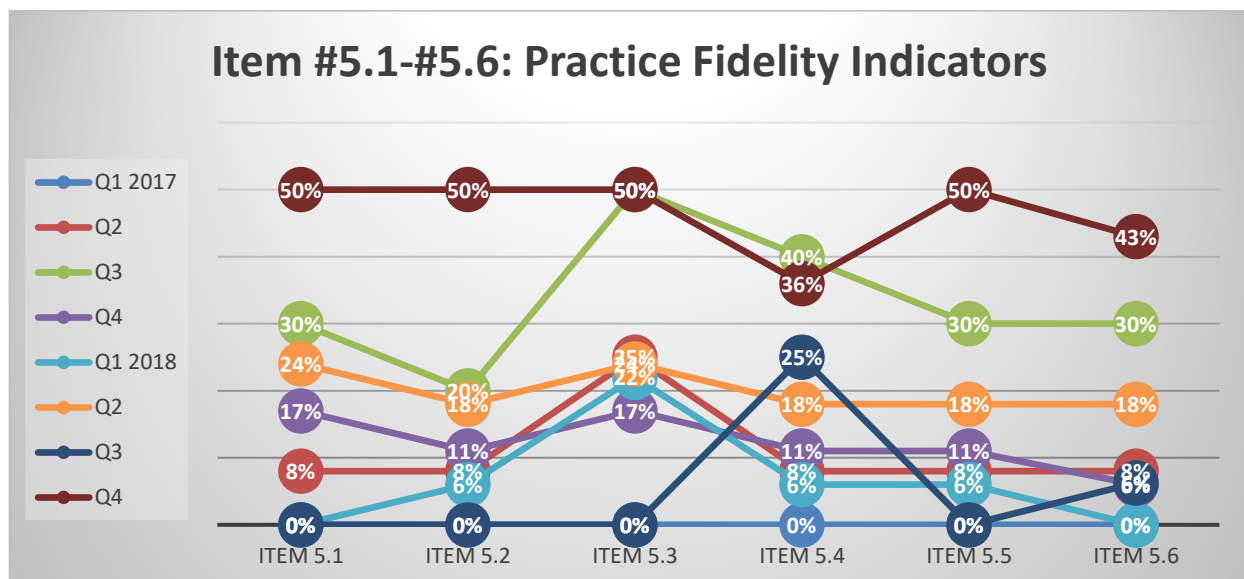
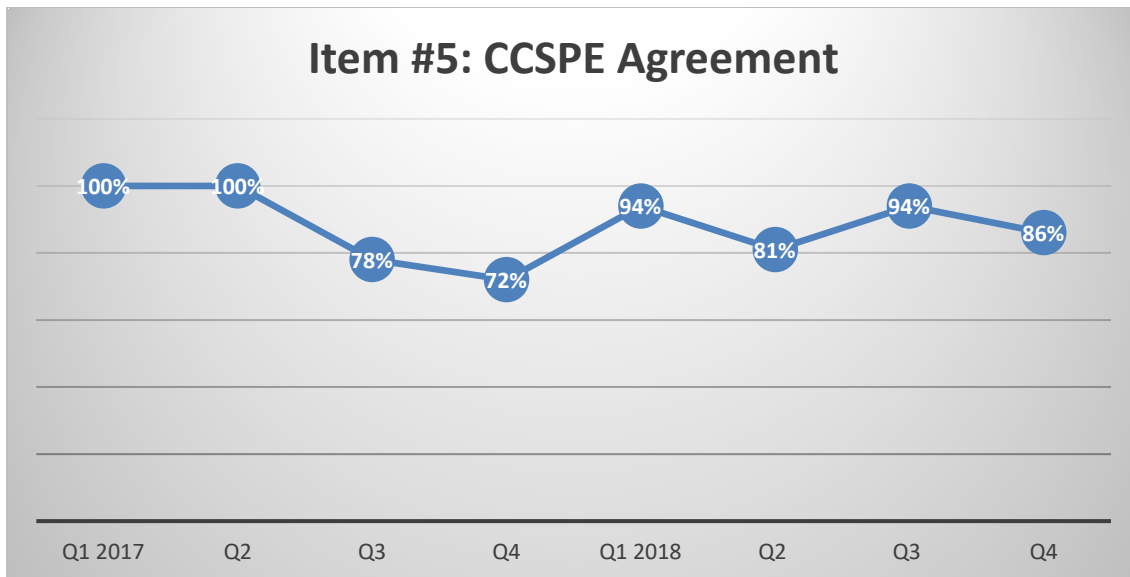
Data Summary

- Q4 Data supports that 93% of the cases reviewed for Item #3 and Item #3.1, the CCSPE was accurate in their decision and guidance regarding the sufficiency of the present danger safety plan and the management of the present danger safety plan.
- Practice fidelity indicators for Item #3 remains significantly low. Practice fidelity indicators for Item #3.1 decreased during this review by 100%.

Areas for Consideration

- An area of need is the development of sufficient safety plans and active monitoring to ensure the safety plan remains active and effective. One case noted that the original safety providers were not following the plan and the plan was changed; however, the second plan was also noted as not reasonable. Lack of oversight left the children in danger as the safety provider stopped going to the family home and no one was notified timely.

Information Collection (Items 5.1-5.6)



Data Summary

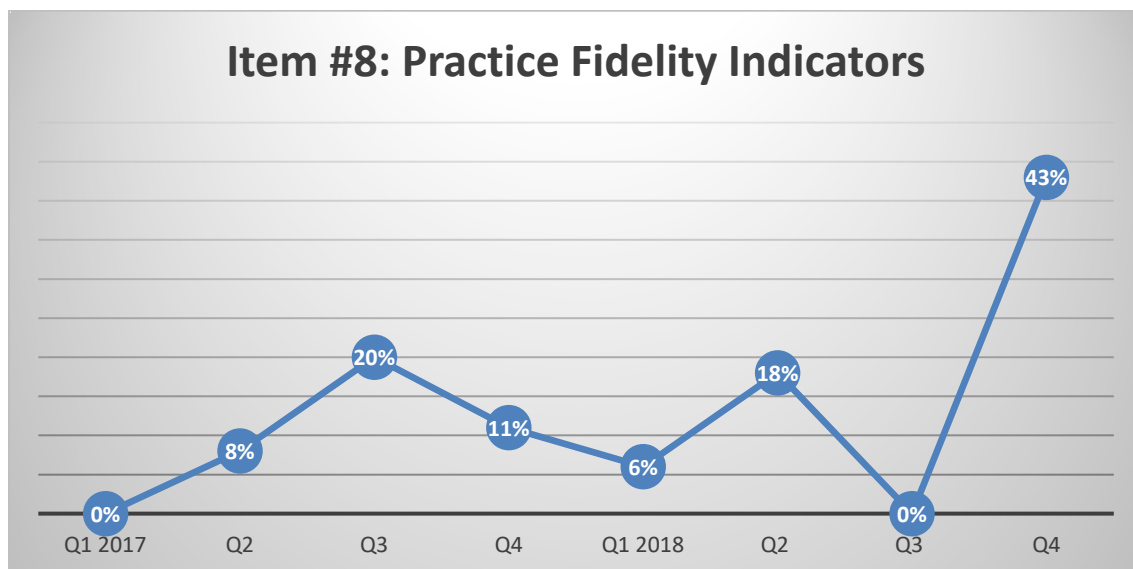
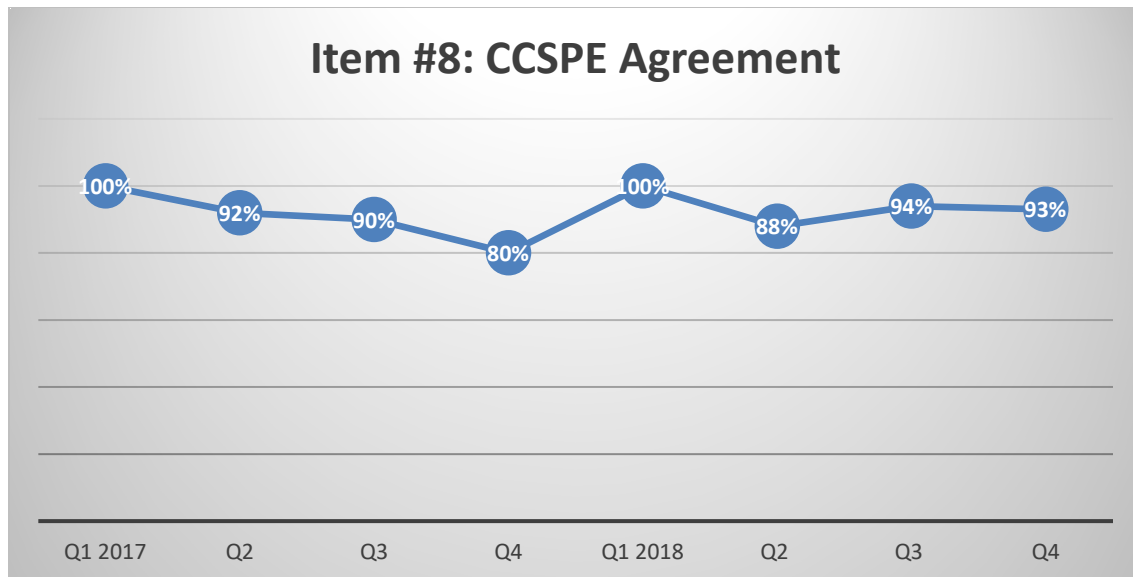
- Q4 Data supports that 86% of the cases reviewed, the CCSPE was accurate in their decision and guidance regarding the sufficiency of information collection across all six domains. Data regarding CCSPE accuracy is calculated utilizing all six domains.
- Practice fidelity indicators for Items #5.1-5.6 increased across all six domains during this quarter.

Action 4 Child Protection

Areas for Consideration.

- While CCSPE agreement remains high, practice indicators across all domains remains relatively low with all domains rated 50% or less for fidelity.
- Upon review of the case information, including case notes, the overall information contained in the case record did not support sufficient information collection occurring in the field and subsequently not reflected in either case notes or the family functioning assessment documentation.
- Recommended that the region explore the field assessments being conducted by the CPI. Although all six domains showed a noted increase, all domains remain at 50% fidelity or less. This is a continued area of need.
- *Recommended that the region explore the lack of incorporation of the guidance provided by the CCSPE as this continues to be an area of need for the region for the past eight quarters and current practice fidelity indicators.*

Safety Determination (Item #8)



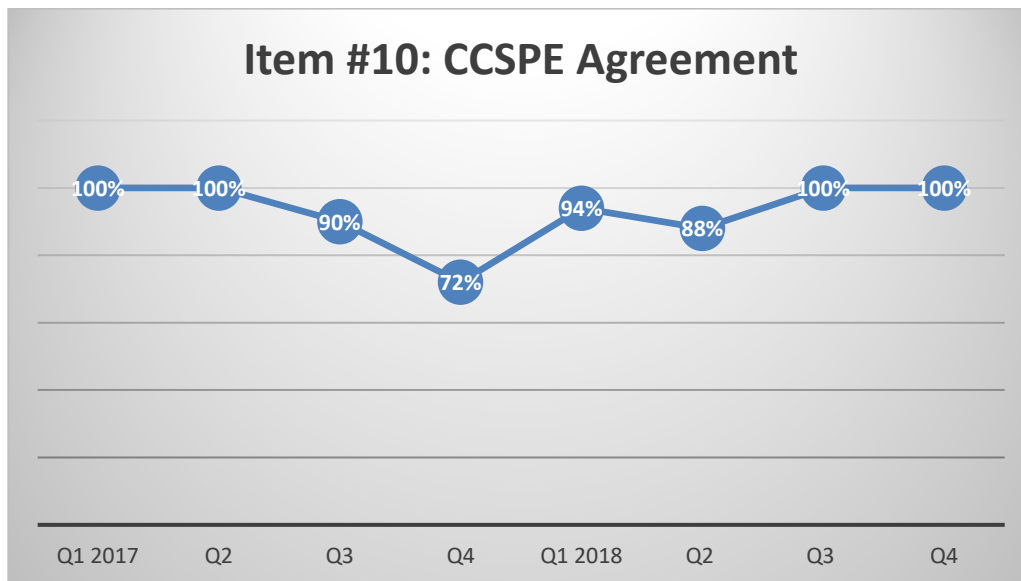
Data Summary

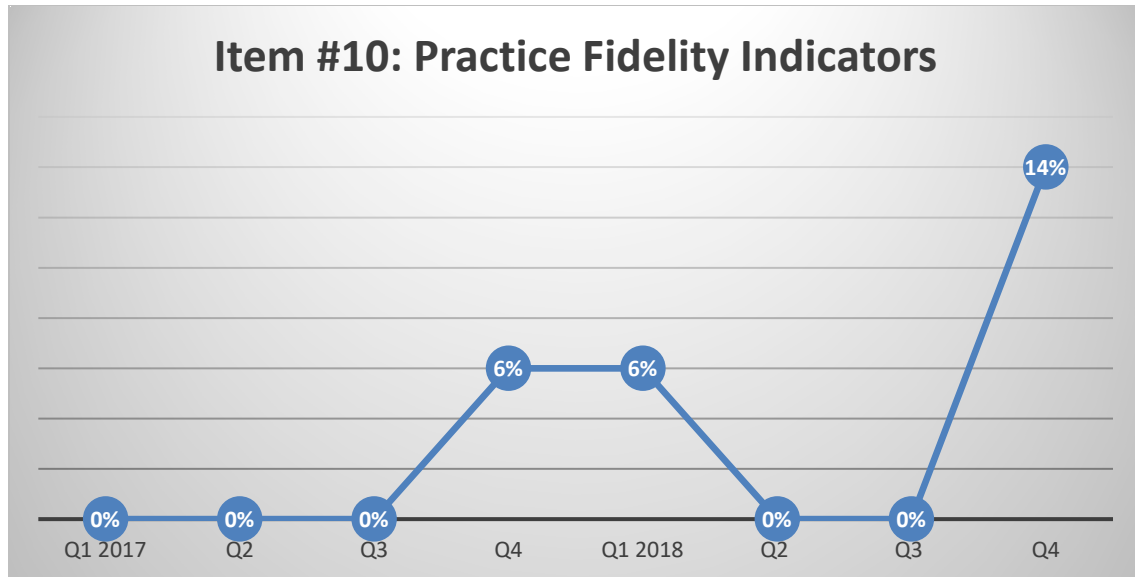
- Q4 Data supports that 93% of the cases reviewed, the CCSPE was accurate in their decision and guidance regarding the family functioning assessment supporting the safety determination.
- Practice fidelity indicators for Item #8 increased during this quarter to 43%, which is the highest percentage in the past eight quarters.

Areas for Consideration

- Q4 data continues to show that CCSPE agreement is high (93%) yet practice fidelity remains relatively low (43%).
- As noted in item 5.1-5.6, there is a significant absence of sufficient information collection to make a well-informed child safety decision.
- Although CCSPE agreement is relatively high, it should be noted that most cases remained insufficient at case closure, thus safety determinations could not be confirmed. This is evidence that feedback being provided by CCSPE's is not being addressed and incorporated into assessments prior to case closure.

Supervisor Case Consultation (Item 10)





Data Summary

- Q4 Data supports that 100% of the cases reviewed, the CCSPE was accurate in their decision and guidance regarding the quality and frequency of supervisor case consultation.
- Practice fidelity indicators increased since the last review; 14%. Q4 is the highest percentage in the past eight quarters, yet remains significantly low overall.

Areas for Consideration

- The lack of supervisor consultation is an area of significant concern. The majority of FY 2017-2018 and the first three quarters of FY 2018-2019 the case reviews supported the lack of supervisor consultation occurring. Despite an increase during this review period, practice fidelity remains extremely low at 14%.
- Exploration of supervisor consultation oversight for RSF cases is needed based upon the current review findings and the continued lack of progress regarding the supervisor case consultation.

Action 4 Child Protection

Southern Region: Data Report

Item 1 Comparison - CCSPE

#	Answer	%	Count
1	Yes	14.29%	2
2	No	85.71%	12
	Total	100%	14

Item 1 Comparison - ACP Reviewer

#	Answer	%	Count
1	Yes	14.29%	2
2	No	85.71%	12
	Total	100%	14

Was the CCSPE assessment accurate (Item 1)?

#	Answer	%	Count
1	Yes	100.00%	14
2	No	0.00%	0
	Total	100%	14

Item 2 Comparison - CCSPE

#	Answer	%	Count
1	Yes	7.14%	1
2	No	92.86%	13
	Total	100%	14

Item 2 Comparison - ACP Reviewer

#	Answer	%	Count
1	Yes	57.14%	8
2	No	42.86%	6
	Total	100%	14

Was the CCSPE assessment accurate (Item 2)?

#	Answer	%	Count
1	Yes	85.71%	12
2	No	14.29%	2
	Total	100%	14

Item 3 Comparison – CCSPE

#	Answer	%	Count
1	Yes	100%	1
2	No	0.00%	0
	Total	100%	14

Item 3 Comparison - ACP Reviewer

#	Answer	%	Count
1	Yes	0.00%	0
2	No	100%	1
	Total	100%	13

Was the CCSPE assessment accurate (Item 3)?

#	Answer	%	Count
1	Yes	92.86%	13
2	No	7.14%	1
	Total	100%	14

Item 3.1 Comparison - CCSPE

#	Answer	%	Count
1	Yes	100%	1
2	No	0.00%	0
	Total	100%	14

Item 3.1 Comparison - ACP Reviewer

#	Answer	%	Count
1	Yes	0.00%	0
2	No	100%	1
	Total	100%	14

Was the CCSPE assessment accurate (Item 3.1)?

#	Answer	%	Count
1	Yes	92.86%	13
2	No	7.14%	1
	Total	100%	14

Action 4 Child Protection

Item 5 Comparison The CPI collected sufficient information to inform the decision making process... - CCSPE

#	Question	Yes		No		Total
1	5.1 Extent of the alleged maltreatment	7.14%	1	92.86%	13	14
2	5.2 Nature of maltreatment	0.00%	0	100.00%	14	14
3	5.3 Child Functioning	0.00%	0	100.00%	11	14
	5.4 Adult Functioning	9.09%	1	90.91%	10	14
	5.5 Parenting General	9.09%	1	90.91%	10	14
	5.6 Parenting discipline/behavior management	0.00%	0	100.00%	11	14

Item 5 Comparison The CPI collected sufficient information to inform the decision making process... - ACP Reviewer

#	Question	Yes		No		Total
1	5.1 Extent of the alleged maltreatment	50.00%	7	50.00%	7	14
2	5.2 Nature of maltreatment	50.00%	7	50.00%	7	14
3	5.3 Child Functioning	50.00%	7	50.00%	7	14
	5.4 Adult Functioning	35.71%	5	64.29%	9	14
	5.5 Parenting General	50.00%	7	50.00%	7	14
	5.6 Parenting discipline/behavior management	42.86%	6	57.14%	8	14

Was the CCSPE assessment accurate (Item 5)?

#	Answer	%	Count
1	Yes	85.71%	12
2	No	14.29%	2
	Total	100%	14

Item 6 Comparison - CCSPE

#	Answer	%	Count
1	Yes	0.00%	0
2	No	100%	11
	Total	100%	14

Item 6 Comparison - ACP Reviewer

#	Answer	%	Count
1	Yes	42.86%	6
2	No	57.14%	8
	Total	100%	14

Was the CCSPE assessment accurate (Item 6)?

#	Answer	%	Count
1	Yes	92.86%	13
2	No	7.14%	1
	Total	100%	14

Item 7 Comparison - CCSPE

#	Answer	%	Count
1	Yes	0.00%	0
2	No	100%	11
	Total	100%	14

Item 7 Comparison - ACP Reviewer

#	Answer	%	Count
1	Yes	35.71%	5
2	No	64.29%	9
	Total	100%	14

Was the CCSPE assessment accurate (Item 7)?

#	Answer	%	Count
1	Yes	100.00%	14
2	No	0.00%	0
	Total	100%	14

Item 8 Comparison - CCSPE

#	Answer	%	Count
1	Yes	0.00%	0
2	No	100.00%	11
	Total	100%	14

Item 8 Comparison - ACP Reviewer

#	Answer	%	Count
1	Yes	42.86%	6
2	No	57.14%	8
	Total	100%	14

Was the CCSPE assessment accurate (Item 8)?

#	Answer	%	Count
1	Yes	92.86%	13
2	No	7.14%	1
	Total	100%	14

Item 9 Comparison - CCSPE

#	Question	Yes	No	Total
1	9.1 Does safety planning analysis and justification clearly support the type of safety plan developed?	0.00%	0	14
2	9.2 Is the safety plan sufficient to control for the identified danger threat?	0.00%	0	14
3	9.3 Is the safety plan effectively managed and monitored by the CPI?	0.00%	0	14

Item 9 Comparison - ACP Reviewer

#	Question	Yes	No	Total
1	9.1 Does safety planning analysis and justification clearly support the type of safety plan developed?	0.00%	0	14
2	9.2 Is the safety plan sufficient to control for the identified danger threat?	0.00%	0	14
3	9.3 Is the safety plan effectively managed and monitored by the CPI?	0.00%	0	14

Was the CCSPE assessment accurate (Item 9)?

#	Answer	%	Count
1	Yes	100.00%	14
2	No	0.00%	0
	Total	100%	14

Item 10 Comparison - CCSPE

#	Answer	%	Count
1	Yes	0.00%	0
2	No	100.00%	14
	Total	100%	14

Item 10 Comparison - ACP Reviewer

#	Answer	%	Count
1	Yes	14.29%	2
2	No	85.71%	12
	Total	100%	14

Was the CCSPE assessment accurate (Item 10)?

#	Answer	%	Count
1	Yes	100.00%	14
2	No	0.00%	0
	Total	100%	14

Item 11 Comparison - CCSPE

#	Answer	%	Count
1	Yes	33.33%	1
2	No	66.67%	2
	Total	100%	14

Item 11 Comparison - ACP Reviewer

Executive Offices:
925 6th Street NW #4
Albuquerque, NM 87102
(505) 345-2500

Action 4 Child Protection

#	Answer	%	Count
1	Yes	0.00%	0
2	No	100.00%	3
	Total	100%	14

Was the CCSPE assessment accurate (Item 11)?

#	Answer	%	Count
1	Yes	100.00%	13
2	No	0.00%	0
	Total	100%	13