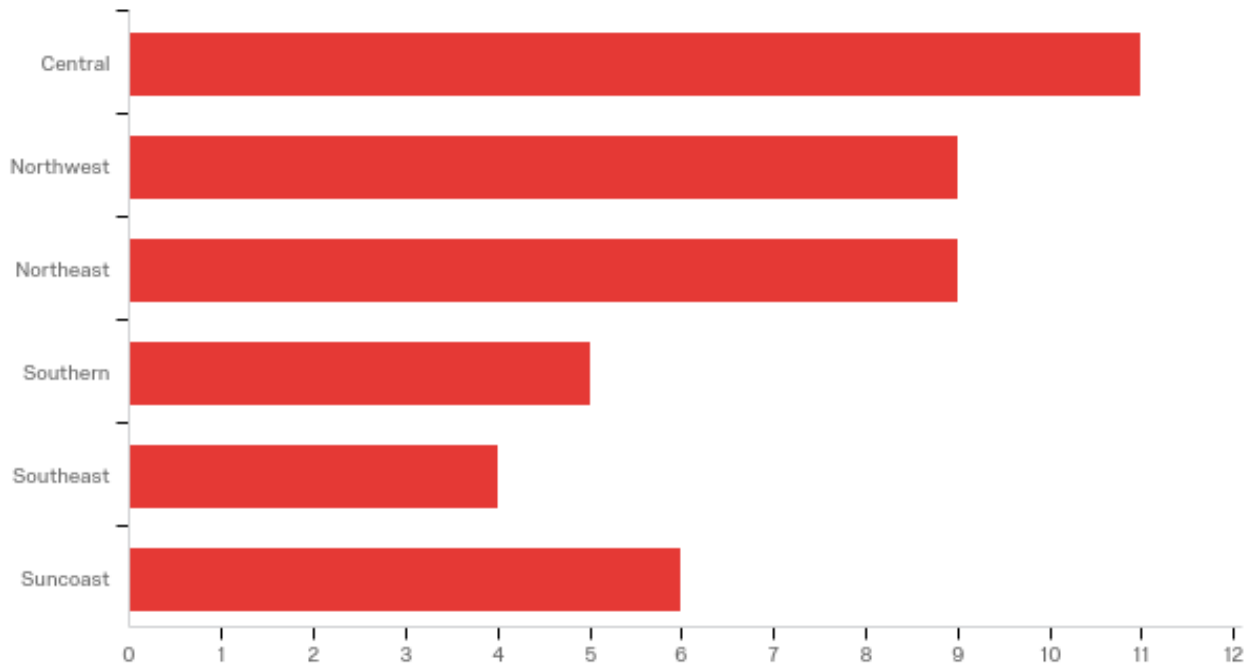


# June 2018 Supervisor Report (Safe Determination-Reviewer and CPIS)

OCW Spring 2018 Fidelity Review

June 27th 2018, 12:43 pm CDT

## Region - Region

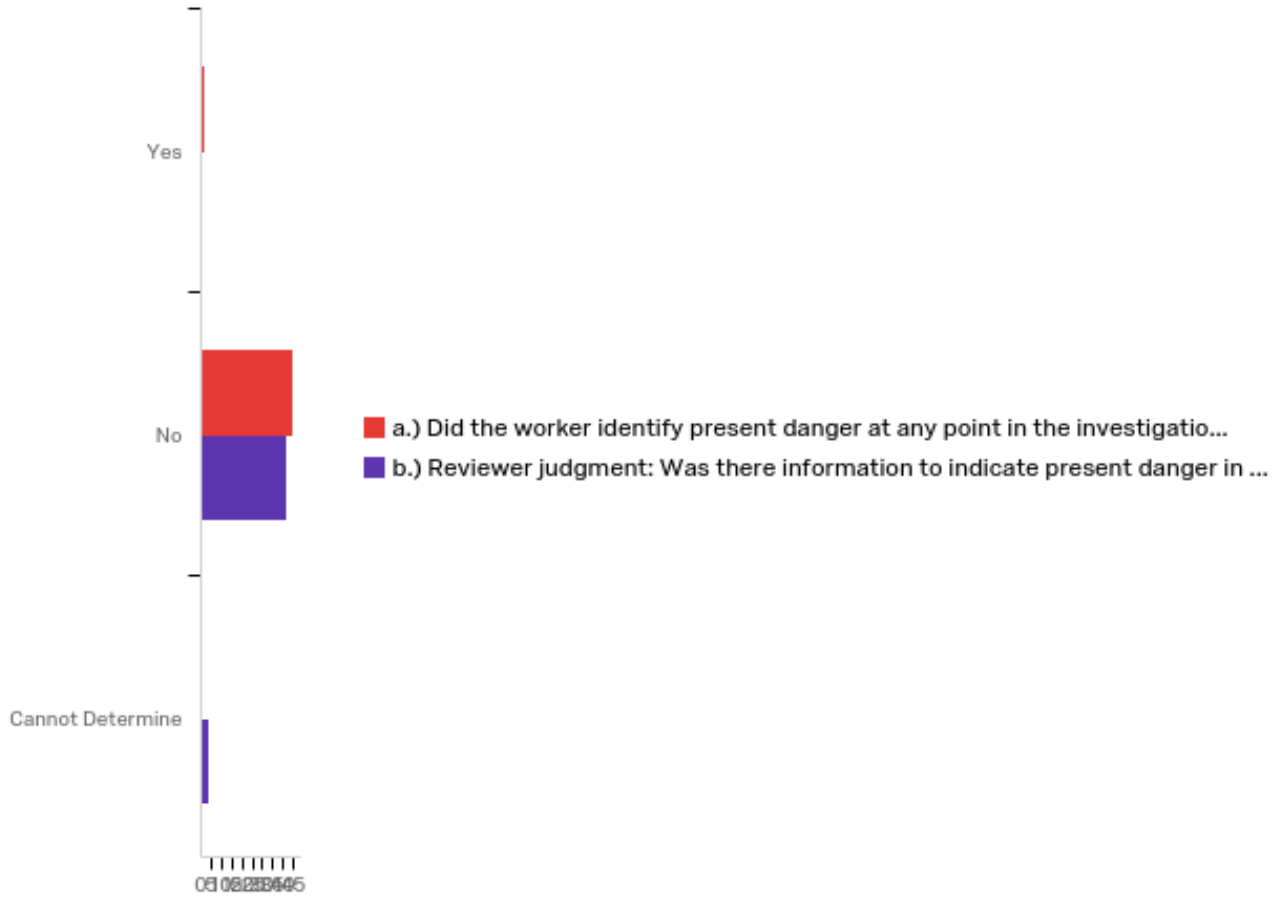


#	Field	Minimum	Maximum	Mean	Std Deviation	Variance	Count
1	Region	1.00	6.00	3.00	1.71	2.91	44

#	Answer	%	Count
1	Central	25.00%	11
2	Northwest	20.45%	9
3	Northeast	20.45%	9
4	Southern	11.36%	5

5	Southeast	9.09%	4
6	Suncoast	13.64%	6
	Total	100%	44

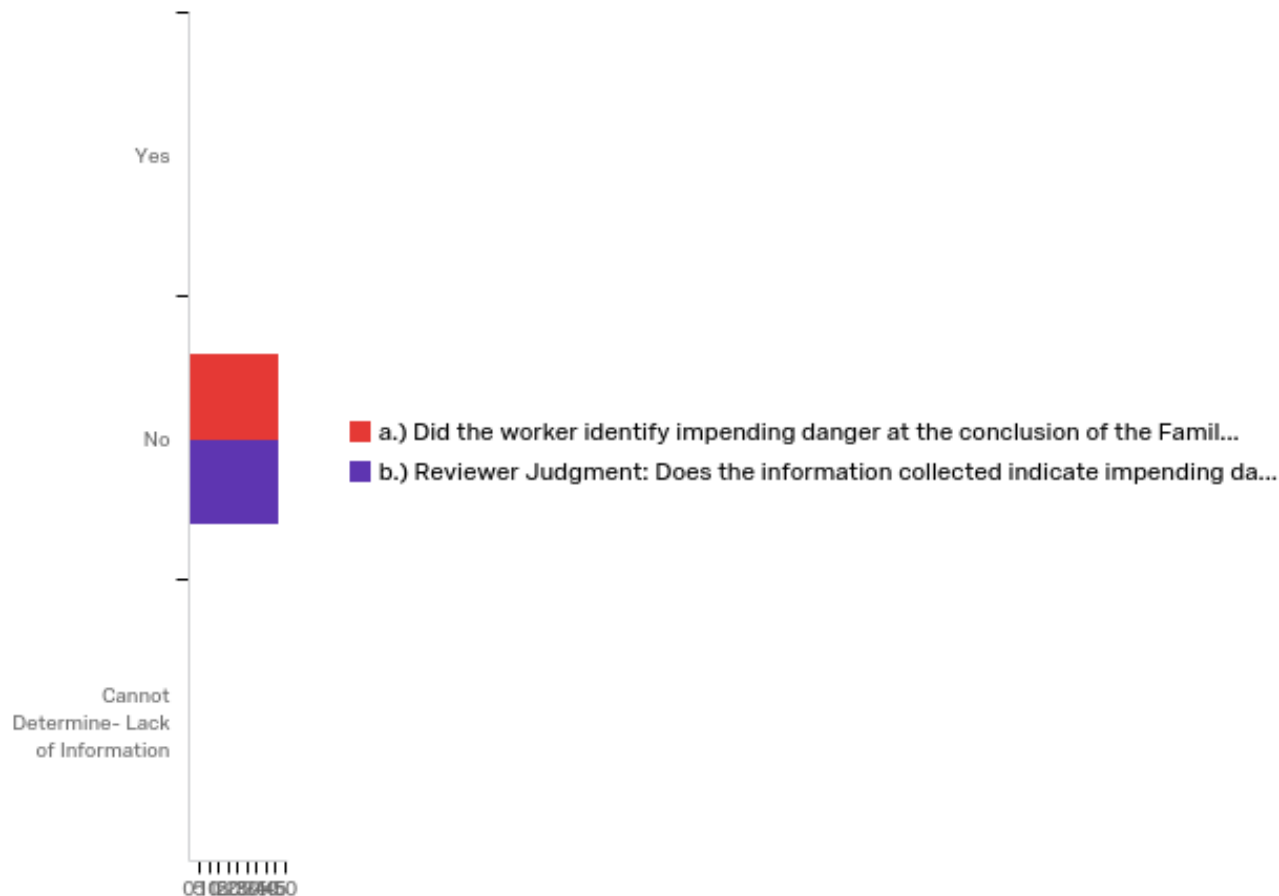
# QID136 - 1. Present Danger Assessment



#	Field	Minimum	Maximum	Mean	Std Deviation	Variance	Count
1	a.) Did the worker identify present danger at any point in the investigation process?	1.00	2.00	1.96	0.20	0.04	47
2	b.) Reviewer judgment: Was there information to indicate present danger in this case?	1.00	3.00	2.06	0.32	0.10	47

#	Question	Yes	No	Cannot Determine	Total
1	a.) Did the worker identify present danger at any point in the investigation process?	4.26% 2	95.74% 45	0.00% 0	47
2	b.) Reviewer judgment: Was there information to indicate present danger in this case?	2.13% 1	89.36% 42	8.51% 4	47

## QID151 - Impending Danger

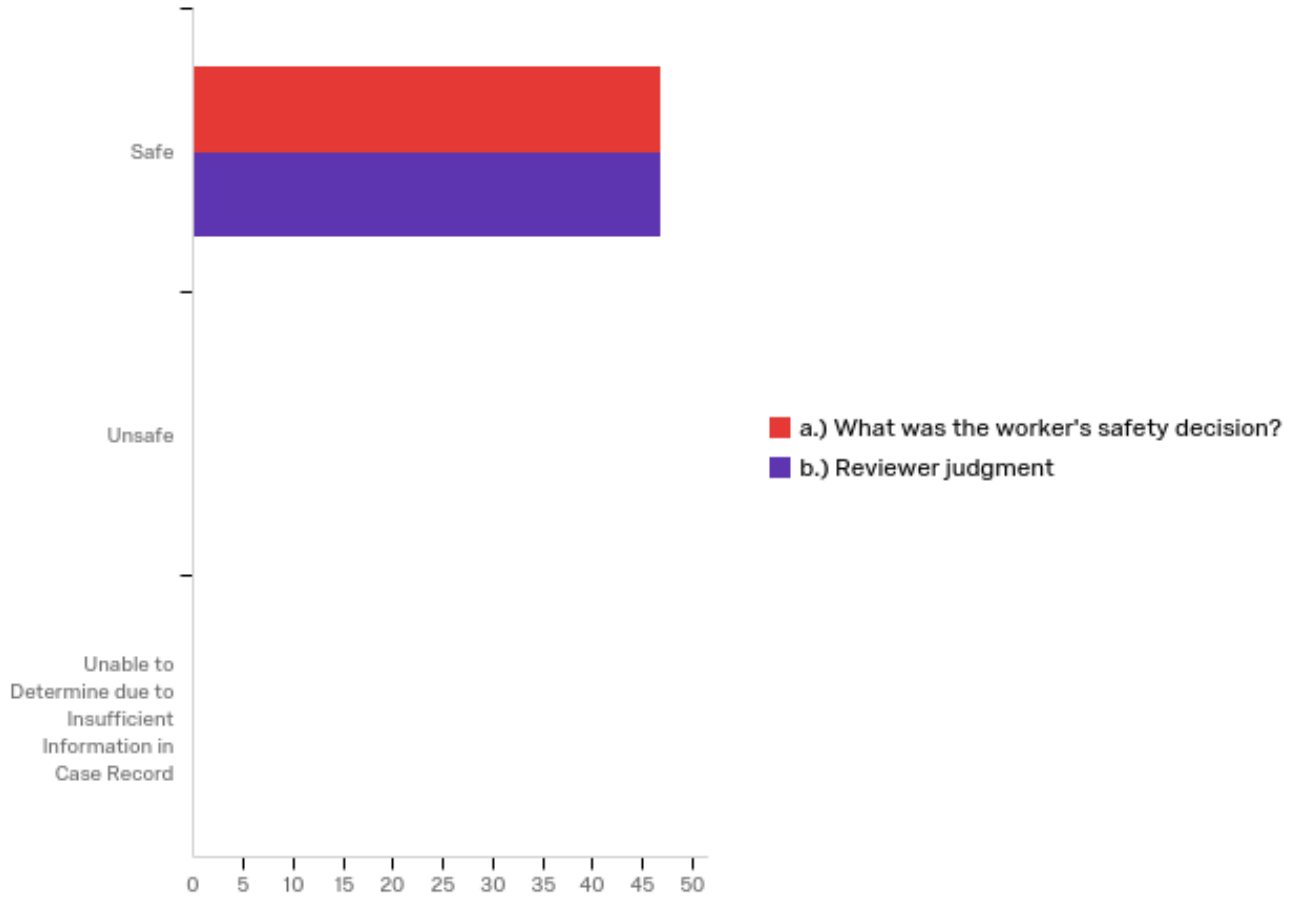


#	Field	Minimum	Maximum	Mean	Std Deviation	Variance	Count
1	a.) Did the worker identify impending danger at the conclusion of the Family Functioning Assessment?	2.00	2.00	2.00	0.00	0.00	47
2	b.) Reviewer Judgment: Does the information collected indicate impending danger in this case?	2.00	2.00	2.00	0.00	0.00	47

#	Question	Yes	No	Cannot Determine- Lack of Information	Total
1	a.) Did the worker identify impending danger at the conclusion of the Family Functioning Assessment?	0.00% 0	100.00% 47	0.00% 0	47

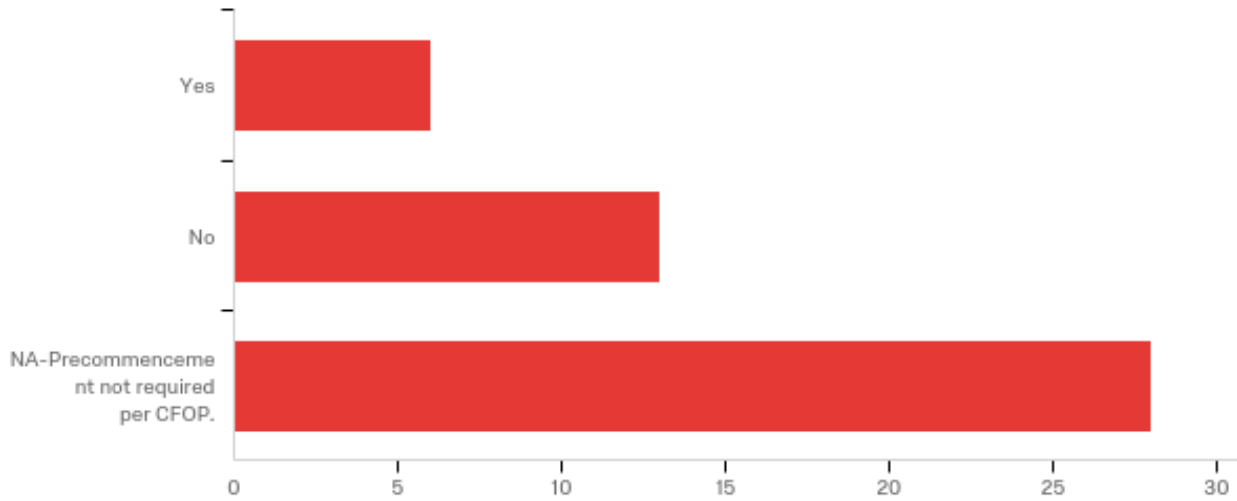
2	b.) Reviewer Judgment: Does the information collected indicate impending danger in this case?	0.00%	0	100.00%	47	0.00%	0	47
---	---	-------	---	---------	----	-------	---	----

## QID175 - Safety Decision



#	Question	Safe	Unsafe	Unable to Determine due to Insufficient Information in Case Record	Total
1	a.) What was the worker's safety decision?	100.00% 47	0.00% 0	0.00% 0	47
2	b.) Reviewer judgment	100.00% 47	0.00% 0	0.00% 0	47

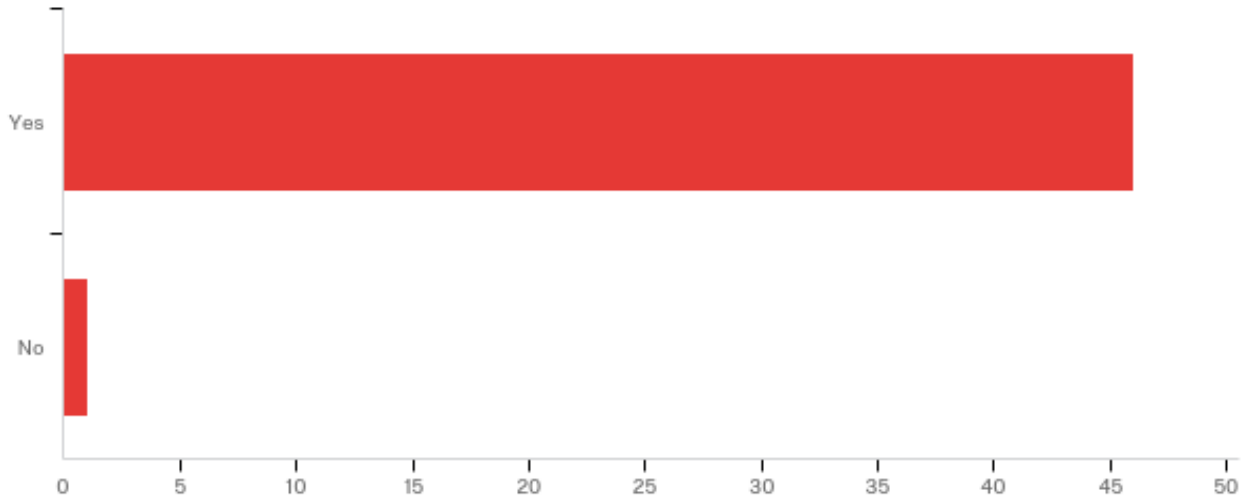
**Q279 - Did the CPIS conduct a pre-commencement consultation with the CPI as needed based upon CFOP if applicable?**



#	Field	Minimum	Maximum	Mean	Std Deviation	Variance	Count
1	Did the CPIS conduct a pre-commencement consultation with the CPI as needed based upon CFOP if applicable?	1.00	3.00	2.47	0.71	0.50	47

#	Answer	%	Count
1	Yes	12.77%	6
2	No	27.66%	13
3	NA-Precommencement not required per CFOP.	59.57%	28
	Total	100%	47

**Q292 - Did the CPIS conduct an initial case consultation, as required by CFOP?**

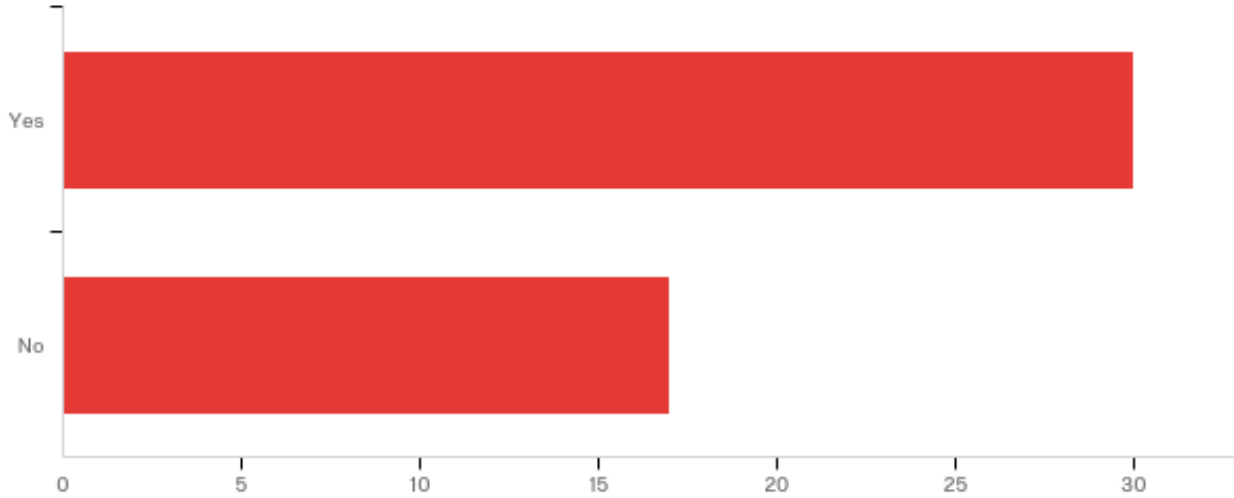


#	Field	Minimum	Maximum	Mean	Std Deviation	Variance	Count
1	Did the CPIS conduct an initial case consultation, as required by CFOP?	1.00	2.00	1.02	0.14	0.02	47

#	Answer	%	Count
1	Yes	97.87%	46
2	No	2.13%	1
	Total	100%	47



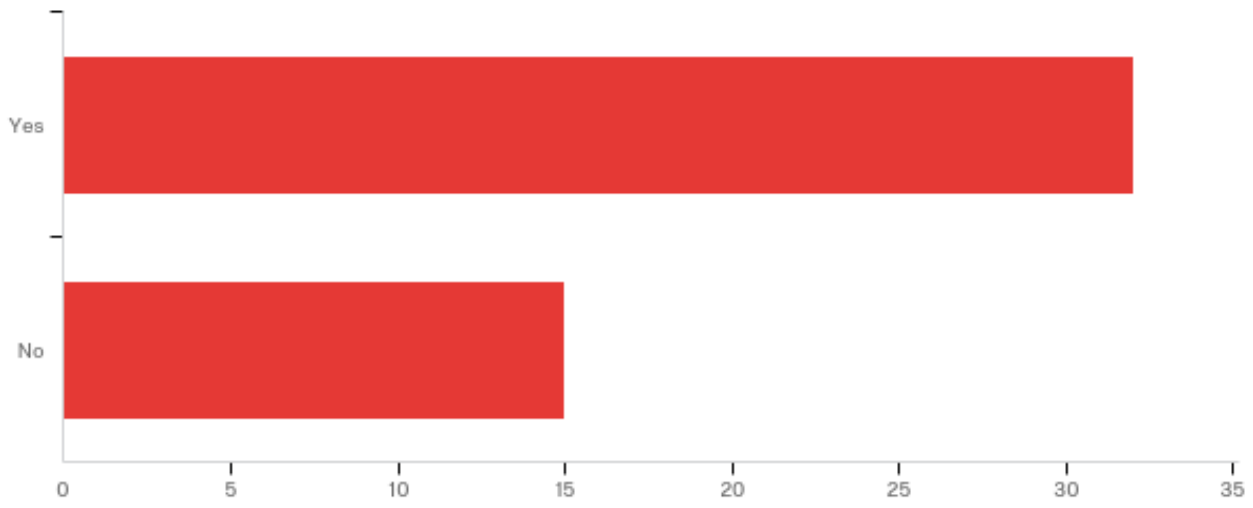
**Q293 - Is there evidence the CPI Supervisor was regularly consulting with the CPI, recommending actions when concerns are identified, and ensuring recommended actions followed up on urgently when indicated by the case dynamics. This would include the supervisor requesting and conducting a second tier consultation if needed and completing follow-up consultations as indicated.**



#	Field	Minimum	Maximum	Mean	Std Deviation	Variance	Count
1	Is there evidence the CPI Supervisor was regularly consulting with the CPI, recommending actions when concerns are identified, and ensuring recommended actions followed up on urgently when indicated by the case dynamics. This would include the supervisor requesting and conducting a second tier consultation if needed and completing follow-up consultations as indicated.	1.00	2.00	1.36	0.48	0.23	47

#	Answer	%	Count
1	Yes	63.83%	30
2	No	36.17%	17
	Total	100%	47

**Q294 - Supervisor case consultation notes indicate that the supervisor was providing coaching and mentoring to the CPI to ensure accurate and timely safety decisions are achieved.**



#	Field	Minimum	Maximum	Mean	Std Deviation	Variance	Count
1	Supervisor case consultation notes indicate that the supervisor was providing coaching and mentoring to the CPI to ensure accurate and timely safety decisions are achieved.	1.00	2.00	1.32	0.47	0.22	47

#	Answer	%	Count
1	Yes	68.09%	32
2	No	31.91%	15
	Total	100%	47