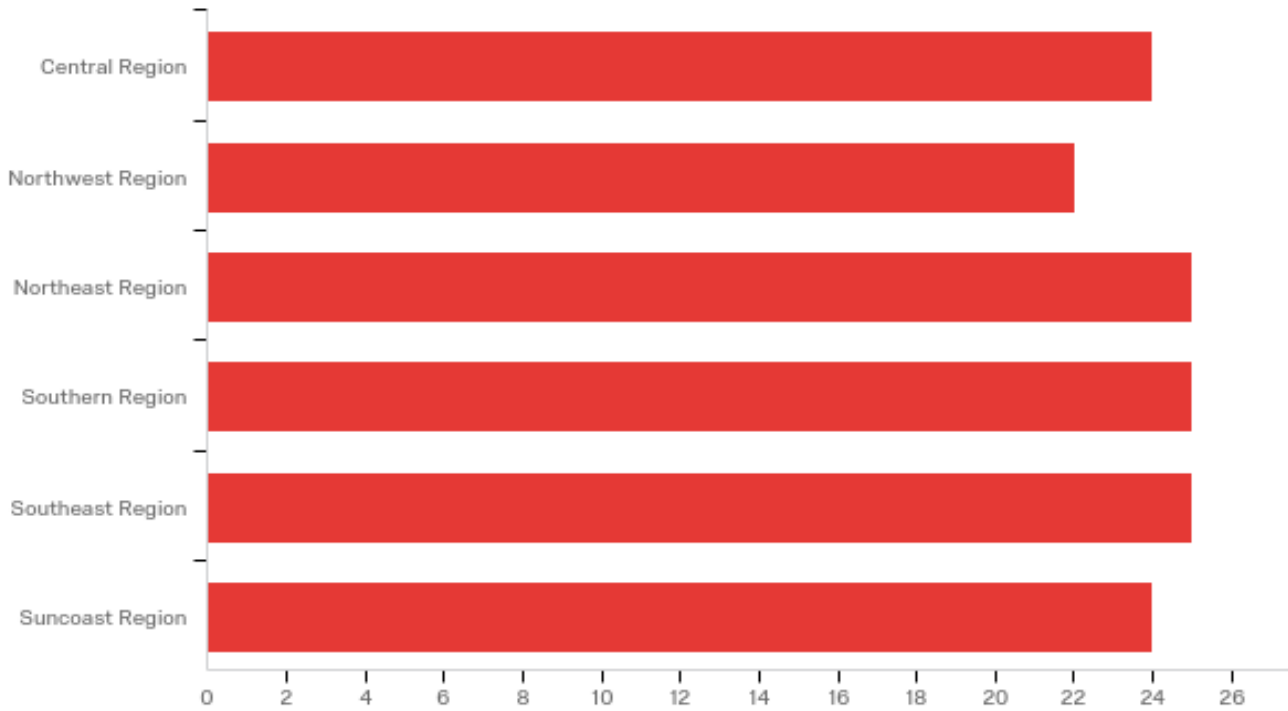


# Fall 2017 Supervisor Report

OCW Fall 2017 Fidelity Review -

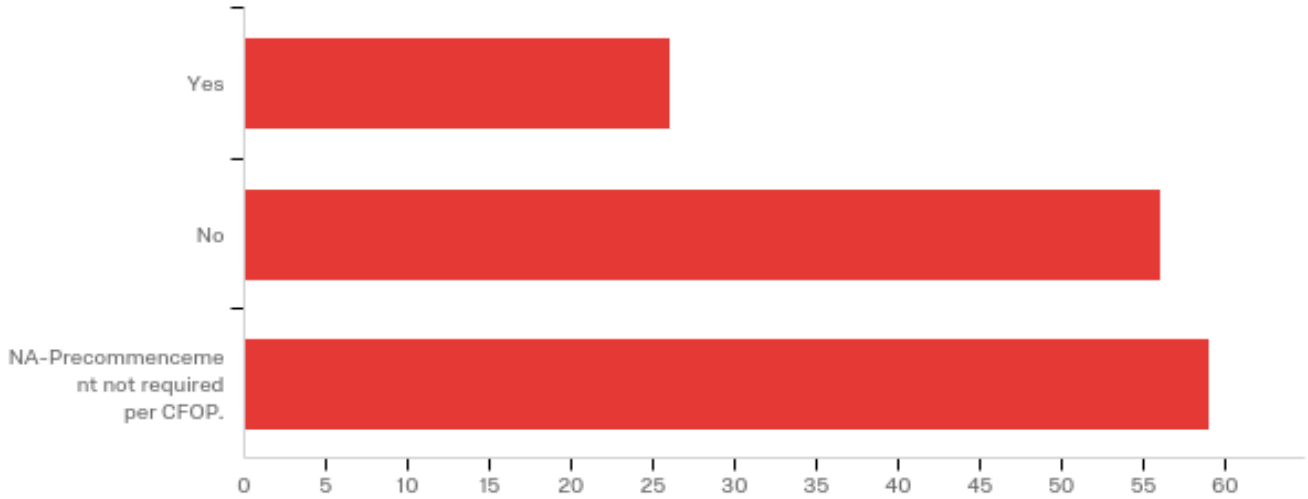
January 25th 2018, 11:30 am MST

## Region - Region



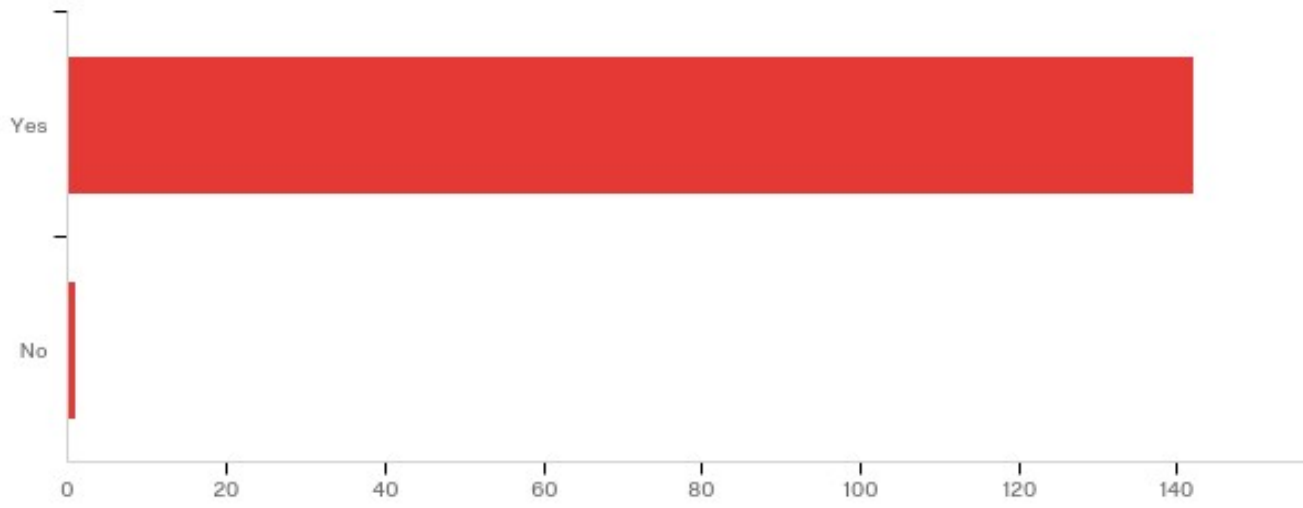
| # | Answer           | %      | Count |
|---|------------------|--------|-------|
| 1 | Central Region   | 16.55% | 24    |
| 2 | Northwest Region | 15.17% | 22    |
| 3 | Northeast Region | 17.24% | 25    |
| 4 | Southern Region  | 17.24% | 25    |
| 5 | Southeast Region | 17.24% | 25    |
| 6 | Suncoast Region  | 16.55% | 24    |
|   | Total            | 100%   | 145   |

**Q279 - Did the CPIS conduct a pre-commencement consultation with the CPI as needed based upon CFOP if applicable?**



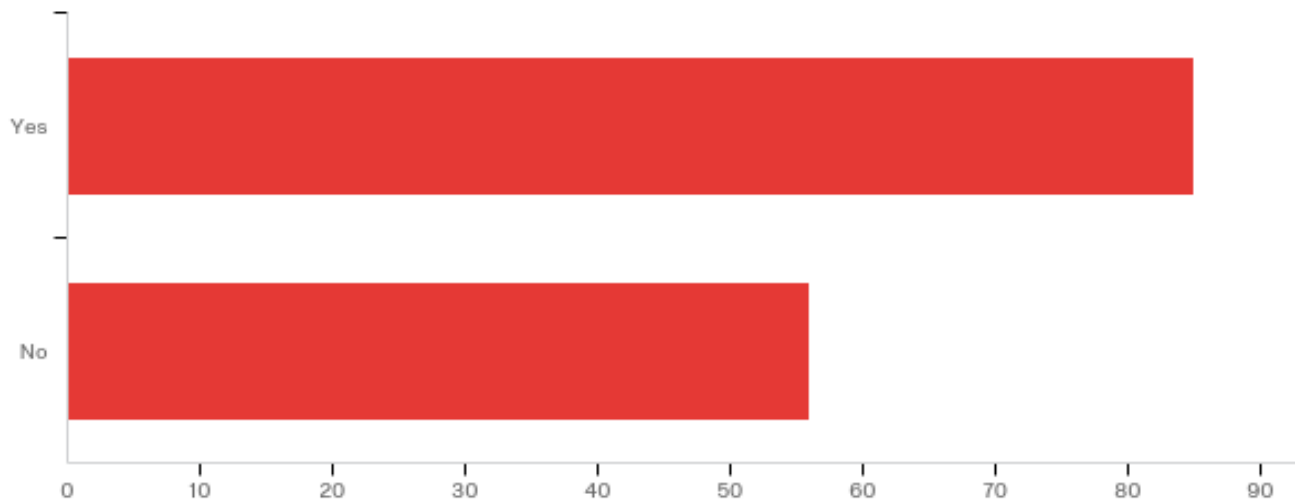
| # | Answer                                    | %      | Count |
|---|---|--------|-------|
| 1 | Yes                                       | 18.44% | 26    |
| 2 | No  | 39.72% | 56    |
| 3 | NA-Precommencement not required per CFOP. | 41.84% | 59    |
|   | Total                                     | 100%   | 141   |

**Q292 - Did the CPIS conduct an initial case consultation, as required by CFOP?**



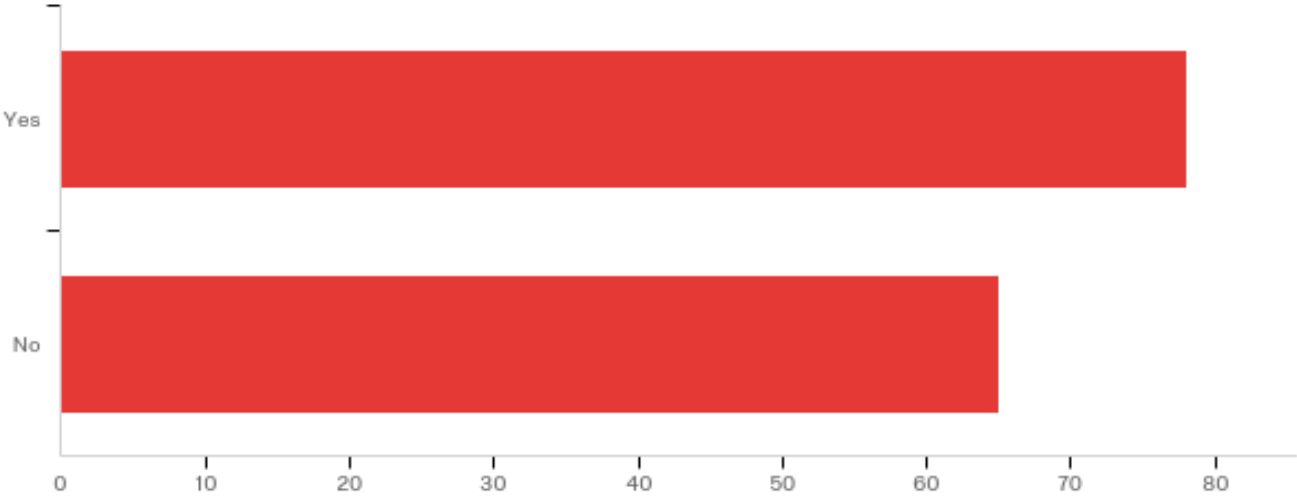
| # | Answer | %      | Count |
|---|--------|--------|-------|
| 1 | Yes    | 99.30% | 142   |
| 2 | No     | 0.70%  | 1     |
|   | Total  | 100%   | 143   |

**Q293 - Is there evidence the CPI Supervisor was regularly consulting with the CPI, recommending actions when concerns are identified, and ensuring recommended actions followed up on urgently when indicated by the case dynamics. This would include the supervisor requesting and conducting a second tier consultation if needed and completing follow-up consultations as indicated.**



| # | Answer | %      | Count |
|---|--------|--------|-------|
| 1 | Yes    | 60.28% | 85    |
| 2 | No     | 39.72% | 56    |
|   | Total  | 100%   | 141   |

Q294 - Supervisor case consultation notes indicate that the supervisor was providing coaching and mentoring to the CPI to ensure accurate and timely safety decisions are achieved.



| # | Answer | %      | Count |
|---|--------|--------|-------|
| 1 | Yes    | 54.55% | 78    |
| 2 | No     | 45.45% | 65    |
|   | Total  | 100%   | 143   |